

Lea County
Board of County Commissioners



Regular Meeting
Thursday, December 14, 2017 9:00 A.M.

Lea County Courthouse - Commission Chambers
100 North Main Avenue
Lovington, New Mexico

Lea County

Board of County Commissioners

Regular Meeting
Thursday, December 14, 2017 9:00 A.M.

Lea County Courthouse ~ Commission Chambers
100 North Main Avenue, Lovington, New Mexico

Lea County Board of County Commissioners

Regular Meeting

Thursday, December 14, 2017 9:00 A.M.

Lea County Courthouse - Commission Chambers – 100 North Main Avenue, Lovington, New Mexico

Notice of this Meeting has been given to the Public in Compliance with Section 10-15-4 NMSA 1978

If you are an individual with a disability who is in need of a reader, amplifier, qualified sign language interpreter, or any other form of auxiliary aid or service to attend or participate in the hearing or meeting, please contact the Lea County Manager's office located in the Lea County Courthouse in Lovington, New Mexico at least one week prior to the meeting or as soon as possible. Public documents, including the agenda and minutes, can be provided in various accessible formats. Please contact the Lea County Manager's Office at the Lea County Courthouse if a summary or other type of accessible format is needed.

1917 - 2017

AGENDA

Call to Order ~ Roll Call ~ Pledge of Allegiance ~ Invocation

ITEM 01: COMMISSION

- Consideration of Approval of Lea County Resolution No. 17-DEC-257R Approving the November 16, 2017 Meeting Minutes.
- Public Comments.
- Commissioners and Manager Comments.
- Recognition of County Employees. (Craig Bova, Human Resources Director)

ITEM 02: ACTION ITEMS

- Consideration of Approval of Lea County Resolution No. 17-DEC-258R Approving Recommendation from the Lea County Fair & Rodeo Board for Approval of Charged Gate Admittance Hours for the 2018 83rd Annual Lea County Fair & PRCA Rodeo. (Corey Helton, Chair, Fair & Rodeo Board)
- Consideration of Approval of Lea County Resolution No. 17-DEC-259R Approving Recommendation from the Lea County Fair & Rodeo Board for Approval of Customer Appreciation Day on Wednesday, August 8th of the 2018 83rd Annual Lea County Fair & PRCA Rodeo. (Corey Helton, Chair, Fair & Rodeo Board)
- Consideration of Approval of Lea County Resolution No. 17-DEC-260R Approving the Retirement of Lea County Sheriff's Office K-9 Pito. (Byron Wester, County Sheriff)
- Consideration of Approval of Lea County Resolution No. 17-DEC-261R Approving a Memorandum of Understanding between Lea County and the City of Lovington for the Construction of a Veterans Memorial Park in Lovington, New Mexico. (Michael Gallagher, County Manager)

ITEM 02: ACTION ITEMS continued

- Consideration of Approval of Lea County Resolution No. 17-DEC-262R Lea County's Budget Submittal to the Government Finance Officers Association's Distinguished Budget Presentation Award Program. (Michael Gallagher, County Manager)
- Consideration of Approval of Lea County Resolution No. 17-DEC-263R Authorizing In State Travel in January 2018 to Santa Fe, New Mexico for the New Mexico Association of Counties Legislative Conference and to Attend Legislative Meetings. (Michael Gallagher, County Manager)
- Consideration of Approval of Lea County Resolution No. 17-DEC-264R Adopting the 2018 Legislative Priorities of Lea County. (Michael Gallagher, County Manager)
- Consideration of Approval of Lea County Resolution No. 17-DEC-265R Annual Certified County Maintained Mileage Report. (Corey Needham, Assistant County Manager - Operations)
- Consideration of Approval of Lea County Resolution No. 17-DEC-266R Appointing a Freeholders Committee to Evaluate the Vacation of Dedicated Right of Way in Chula Vista Subdivision Adjacent to Ponderosa Road. (Corey Needham, Assistant County Manager - Operations)
- Consideration of Approval of Lea County Resolution No. 17-DEC-267R Approving Monument Community Center Improvements. (Erich Francke, Facilities Director)
- Consideration of Approval of Lea County Resolution No. 17-DEC-268R Authorizing the Replacement of Chiller at the Lea County Courthouse. (Erich Francke, Facilities Director)
- Consideration of Approval of Lea County Resolution No. 17-DEC-269R Approving a CES Professional Services Agreement between Lea County and NPSR for Design Services at the Lea County Event Center. (Erich Francke, Facilities Director)
- Consideration of Approval of Lea County Resolution No. 17-DEC-270R Authorizing Lea County's Fiscal Year 2018 2nd Quarter Payment and Certification for the Safety Net Care Pool Fund. (Chip Low, Finance Director)
- Consideration of Approval of Lea County Resolution No. 17-DEC-271R Approving the Certification of County Fixed Assets List. (Chip Low, Finance Director)

ITEM 03: DISCUSSION ITEMS

- Discussion of Lea County Regional Airport. (Corey Needham, Assistant County Manager - Operations)
- Discussion of Lea County DWI/Probation Activity Report. (Kelly Ford, DWI/Probation Director)
- Discussion of Knowles Community Center. ((Erich Francke, Facilities Director)
- Discussion of Lea County's Financial Report. (Chip Low, Finance Director)
- Discussion of Lea County's Accounts Payable. (Chip Low, Finance Director)

ITEM 04: EXECUTIVE SESSION

COMMISSION MAY CONVENE IN CLOSED SESSION to Discuss Pending Litigation in Which the County is a Party Before the Office of the State Engineer, More Specifically OSE Files L-12652 through L-12694, Threatened Litigation in Which the County May Become a Participant Involving Reimbursement for Medical Expenses and Breach of Contract as Authorized by NMSA 1978 § 10-15-1 H (7).

COMMISSION MAY CONVENE IN OPEN SESSION to take Action, if any, on the Closed Session Item.

ITEM 05: OTHER BUSINESS

ADJOURN

Consideration of Approval of Lea County Resolution No. 17-DEC-257R Approving the November 16, 2017 Meeting Minutes.

1



Minutes of Meeting
Lea County Board of Commissioners
November 16, 2017

Chairman Black called the meeting to order at 9:00 a.m. in the Lea County Courthouse

Commissioners present were, to wit: Commissioner Dean Jackson, District 1, Vice Chair Rebecca Long, District 2, Chair Ron Black, District 3, Commissioner Jonathan Sena, District 4, and Commissioner Richard Don Jones, District 5.

Also present were Lea County Manager Michael P. Gallagher II, and Lea County Attorney John W. Caldwell.

Commissioner Jackson led the Pledge of Allegiance followed by the Invocation by Commissioner Sena.

ITEM 01: COMMISSION

- Board of County Commissioners
 - Consideration of Approval of Lea County Resolution No. 17-NOV-242R Approving the November 2, 2017 Meeting Minutes

Commissioner Jones moved to approve Lea County Resolution No. 17-NOV-242R Approving the November 2, 2017 Meeting Minutes. The motion was seconded by Commissioner Sena and passed unanimously.

- Public Comments

There were no comments

- Commissioners and Manager Comments

Commissioner Sena stated he attended the Lea County Prayer Breakfast at the University of the Southwest. He expressed his gratitude toward the citizens of Lea County.

Commissioner Jackson stated he attended the Employee Appreciation Luncheon last week. He expressed his gratitude towards the Employees of Lea County.

Chair Black stated he attended the Employee Appreciation Luncheon last week. He recognized Manager Gallagher for his informative messages to the County each week.

- Recognition of County Employees (Craig Bova, Human Resources Director)

Warden Quintana recognized Rodelia Acosta for 20 years of service to Lea County.

STATE OF NEW MEXICO
COUNTY OF LEA
RESOLUTION NO. 17-DEC-257R

A RESOLUTION APPROVING THE LEA COUNTY
BOARD OF COUNTY COMMISSIONERS MEETING MINUTES

WHEREAS, Section 10-15-1 through 10-15-4 of the Open Meetings Act (NMSA 1978), states that, except as may be otherwise provided in the Constitution or the provisions of the Open Meetings Act, all meetings of a quorum of members of any board, council, commission or other policy making body of any state or local public agency held for the purpose of formulating public policy, discussing public business or for the purpose of taking any action within the authority of or the delegated authority of such body, are declared to be public meetings open to the public at all times; and

WHEREAS the board, commission or other policymaking body shall keep written minutes of all its meetings. The minutes shall include at a minimum the date, time and place of the meeting, the names of members in attendance and those absent, the substance of the proposals considered and a record of any decisions and votes taken that show how each member voted; and

WHEREAS all minutes are open to public inspection. Draft minutes shall be prepared within ten working days after the meeting and shall be approved, amended or disapproved at the next meeting where a quorum is present. Minutes shall not become official until approved by the policymaking body.

WHEREAS, NMSA 1978, Section 4-3B-12 as amended, allows the County Commission to establish rules and regulations to govern the transaction of county business in these meetings.

NOW, THEREFORE, BE IT RESOLVED by the Board of County Commissioners of Lea County that the attached minutes are hereby approved.

PASSED AND APPROVED in an open meeting on this 14th day of December, 2017.

LEA COUNTY BOARD OF COUNTY COMMISSIONERS

<p>_____ Ron R. Black, Chair Voted: Yes No Abstain</p>	<p>_____ Rebecca Long, Vice Chair Voted: Yes No Abstain</p>
<p>_____ Dean Jackson, Member Voted: Yes No Abstain</p>	<p>_____ Jonathan Sena, Member Voted: Yes No Abstain</p>

Resolution No. 17-DEC-257R
LCBCC Meeting 12-14-2017
Page 1 of 2



**LEA COUNTY BOARD OF COUNTY COMMISSIONERS
AGENDA ITEM SUMMARY FORM**

LCBCC Meeting Date: Thursday, December 14, 2017

Submit this summary form & all attachments to the Finance Director clow@leacounty.net & cc the Executive Coordinator ssout@leacounty.net by: **November 28, 2017**

County Manager Approval (mgallagher@leacounty.net) required for all time sensitive issues that do not meet the above deadline.

DATE SUBMITTED mm-dd-yyyy: 11/21/2017		SUBMITTED BY Name/Title/Dept: Kelli Williams, Recording Secretary/Deputy Clerk, Clerk's Department	
SUBJECT: Minutes		ATTACHMENT(S): Resolution Draft Minutes 11/16/2017	
NO. OF ORIGINALS FOR SIGNATURE: 01 Resolution 01 Minutes 00 ***Select One**		ACTION REQUESTED: Action Item	
STRATEGIC PLAN Implementation of 5 Year Strategic Plan: Section 2 - 6: Transparency and ethical decision making continue to be the framework in which the county operates.			
SUMMARY: See attached draft minutes for the LCBCC November 16, 2017 meeting.			
Requested Items Needed for Presentation Easels/Laptop/Projector/Etc.:		See Additional Summary Attached <input type="checkbox"/>	
Easel <input type="checkbox"/>	Laptop <input checked="" type="checkbox"/>	Projector <input checked="" type="checkbox"/>	Other: <input type="checkbox"/>
SUBMITTER'S RECOMMENDATION(S): Submitted 11/21/2017 Review & Approve Minutes		Submitter's Signature Department Director, Etc. <i>[Signature]</i> <small>Digitally signed by Sandra J. Stout DN: cn=Sandra J. Stout, o=Lea County Government, ou=Executive, email=ssout@leacounty.net, c=US Date: 2017.12.12 09:13:25 -0700</small>	
FINANCE REVIEW Fiscal Impact/Cost: ByPass Finance Review		Reviewed by Finance Director ByPass Finance Review <small>Digitally signed by ByPass Finance Review DN: cn=ByPass Finance Review, o=Lea County Government, ou=Finance, email=ssout@leacounty.net, c=US Date: 2017.12.12 09:13:37 -0700</small>	
LEGAL REVIEW: ByPass Legal Review (Note: Travel does not need legal review)		Reviewed by County Attorney ByPass Legal Review <small>Digitally signed by ByPass Legal Review DN: cn=ByPass Legal Review, o=Lea County Government, ou=Legal, email=stout@leacounty.net, c=US Date: 2017.12.12 09:12:46 -0700</small>	
COUNTY MANAGER REVIEW: Reviewed by LCBCC D3 and D4 11/22/2017		Approved by County Manager to be Placed on Agenda <i>[Signature]</i> 12/12/17	
Item 0101 RECORDING SECRETARY'S USE ONLY - COMMISSION ACTION TAKEN			
Approved: _____	Denied: _____	Other: _____	
Resolution No. <u>17-DEC-257R</u>	Policy No. _____	Ordinance No. _____	
Continued To: _____	Referred To: _____	Comments: _____	

STATE OF NEW MEXICO
COUNTY OF LEA
RESOLUTION NO. 17-DEC-257R

A RESOLUTION APPROVING THE LEA COUNTY
BOARD OF COUNTY COMMISSIONERS MEETING MINUTES

WHEREAS, Section 10-15-1 through 10-15-4 of the Open Meetings Act (NMSA 1978), states that, except as may be otherwise provided in the Constitution or the provisions of the Open Meetings Act, all meetings of a quorum of members of any board, council, commission or other policy making body of any state or local public agency held for the purpose of formulating public policy, discussing public business or for the purpose of taking any action within the authority of or the delegated authority of such body, are declared to be public meetings open to the public at all times; and

WHEREAS the board, commission or other policymaking body shall keep written minutes of all its meetings. The minutes shall include at a minimum the date, time and place of the meeting, the names of members in attendance and those absent, the substance of the proposals considered and a record of any decisions and votes taken that show how each member voted; and

WHEREAS all minutes are open to public inspection. Draft minutes shall be prepared within ten working days after the meeting and shall be approved, amended or disapproved at the next meeting where a quorum is present. Minutes shall not become official until approved by the policymaking body.

WHEREAS, NMSA 1978, Section 4-38-12 as amended, allows the County Commission to establish rules and regulations to govern the transaction of county business in these meetings.

NOW, THEREFORE, BE IT RESOLVED by the Board of County Commissioners of Lea County that the attached minutes are hereby approved.

PASSED AND APPROVED in an open meeting on this 14th day of December, 2017.

LEA COUNTY BOARD OF COUNTY COMMISSIONERS

Ron R. Black, Chair
Voted: Yes No Abstain

Rebecca Long, Vice Chair
Voted: Yes No Abstain

Dean Jackson, Member
Voted: Yes No Abstain

Jonathan Sena, Member
Voted: Yes No Abstain

Richard Don Jones, Member
Voted: Yes No Abstain

ATTEST: Keith Manes
Lea County Clerk

**APPROVED AS TO FORM AND LEGAL
SUFFICIENCY:**

By: _____
Kelli Williams, Deputy Clerk

John W. Caldwell, County Attorney

**Minutes of Meeting
Lea County Board of Commissioners
November 16, 2017**

Chairman Black called the meeting to order at 9:00 a.m. in the Lea County Courthouse

Commissioners present were, to wit: Commissioner Dean Jackson, District 1, Vice Chair Rebecca Long, District 2, Chair Ron Black, District 3, Commissioner Jonathan Sena, District 4, and Commissioner Richard Don Jones, District 5.

Also present were Lea County Manager Michael P. Gallagher II, and Lea County Attorney John W. Caldwell.

Commissioner Jackson led the Pledge of Allegiance followed by the Invocation by Commissioner Sena.

ITEM 01: COMMISSION

- **Board of County Commissioners**

- Consideration of Approval of Lea County Resolution No. 17-NOV-242R Approving the November 2, 2017 Meeting Minutes

Commissioner Jones moved to approve Lea County Resolution No. 17-NOV-242R Approving the November 2, 2017 Meeting Minutes. The motion was seconded by Commissioner Sena and passed unanimously.

- Public Comments

There were no comments

- Commissioners and Manager Comments

Commissioner Sena stated he attended the Lea County Prayer Breakfast at the University of the Southwest. He expressed his gratitude toward the citizens of Lea County.

Commissioner Jackson stated he attended the Employee Appreciation Luncheon last week. He expressed his gratitude towards the Employees of Lea County.

Chair Black stated he attended the Employee Appreciation Luncheon last week. He recognized Manager Gallagher for his informative messages to the County each week.

- Recognition of County Employees (Craig Bova, Human Resources Director)

Warden Quintana recognized Rodelia Acosta for 20 years of service to Lea County.

Sheriff Wester presented accommodations and medals to two officers who went beyond the call of duty. Deputy Cody Arsbon was awarded the Purple Heart and the Medal of Valor. Deputy Skye Wentland was awarded a Life Saving Medal, and the Medal of Honor.

- Consideration of Approval of Lea County Resolution No. 17-NOV-243R Approving the Lea County Board of County Commissioners Meeting Dates for 2018

Commissioner Jackson moved to approve Lea County Resolution No 17-NOV-243R Approving the Lea County Board of County Commissioners Meeting Dates for 2018. The motion was seconded by Commissioner Sena and passed unanimously.

- Consideration of Approval of Lea County Resolution No. 17-NOV-244R Approving the Lea County Indigent Claims Burial/Cremation Report (Sherry Ann Baggoo, Indigent Claims Specialist)

Commissioner Jones moved to approve Lea County Resolution No. 17-NOV-244R Approving the Lea County Indigent Claims Burial/Cremation Report. The motion was seconded by Commissioner Jackson and passed unanimously.

- Consideration of Approval of Lea County Resolution No. 17-NOV-245R Allowing Partnerships between Lea County and Each Municipalities for Veterans Memorials

Commissioner Sena moved to approve Lea County Resolution No. 17-NOV-245R Allowing Partnerships between Lea County and Each Municipalities for Veterans Memorials. The motion was seconded by Commissioner Jackson and passed unanimously.

ITEM 02: ACTION ITEMS

- Consideration of Approval of Lea County Resolution No. 17-NOV-246R Approving Recommendation from the Lea County Fair & Rodeo Board for Approval of Agreement between Lea County and Linda Brown & Associates, LLC for Concert Promoter and Lineup for the 2018, 83rd Annual Lea County Fair & PRCA Rodeo (Corey Helton, Chair, Fair & Rodeo Board)

Fair & Rodeo Board Chair Helton requested approval. Commisisoner Jackson moved to approve Lea County Resolution No. 17-NOV-246R Approving Recommendation from the Lea County Fair & Rodeo Board for Approval of Agreement between Lea County and Linda Brown & Associates, LLC for Concert Promoter and Lineup for the 2018, 83rd Annual Lea County Fair & PRCA Rodeo. The motion was seconded by Commisisoner Sena, Chair Black voted no, all other Commissioners voted yes. The motion passed.

- Consideration of Approval of Lea County Resolution No. 17-NOV-247R Approving Recommendation from the Lea County Fair & Rodeo Board for Approval of Agreement between Lea County and Benjamin Bendele III, Roughstock Rodeo Sound Production for Sound Production at the 2018, 83rd Annual Lea County Fair & PRCA Rodeo (Corey Helton, Chair, Fair & Rodeo Board)

Fair & Rodeo Board Chair Helton requested approval. Commissioner Jackson moved to approve Lea County Resolution No. 17-NOV-247R Approving Recommendation from the Lea County Fair & Rodeo Board for Approval of Agreement between Lea County and Benjamin Bendele III, Roughstock Rodeo Sound Production for Sound Production at the 2018, 83rd Annual Lea County Fair & PRCA Rodeo. The motion was seconded by Commissioner Sena and passed unanimously.

- Consideration of Approval of Lea County Resolution No. 17-NOV-248R Approving Recommendation from the Lea County Fair & Rodeo Board for Approval of Agreement between Lea County and Peggy Gander for Photography at the 2018, 83rd Annual Lea County Fair & PRCA Rodeo (Corey Helton, Chair Fair & Rodeo Board)

Fair & Rodeo Board Chair Helton requested approval. Commissioner Jackson moved to approve Lea County Resolution No. 17-NOV-248R Approving Recommendation from the Lea County Fair & Rodeo Board for Approval of Agreement between Lea County and Peggy Gander for Photography at the 2018, 83rd Annual Lea County Fair & PRCA Rodeo. The motion was seconded by Commissioner Jones and passed unanimously.

- Consideration of Approval of Lea County Resolution No. 17-NOV-249R Approving Recommendation from the Lea County Fair & Rodeo Board for Approval of Agreement between Lea County and Andy Stewart, Pro Rodeo Announcer as Rodeo Announcer at the 2018, 83rd Annual Lea County Fair & PRCA Rodeo (Corey Helton, Chair, Fair & Rodeo Board)

Fair & Rodeo Board Chair Helton requested approval. Commissioner Jackson moved to approve Lea County Resolution No. 17-NOV-249R Approving Recommendation from the Lea County Fair & Rodeo Board for Approval of Agreement between Lea County and Andy Stewart, Pro Rodeo Announcer as Rodeo Announcer at the 2018, 83rd Annual Lea County Fair & PRCA Rodeo. The motion was seconded by Commissioner Sena and passed unanimously.

- Consideration of Approval of Lea County Resolution No. 17-NOV-250R Approving Recommendation from the Lea County Fair & Rodeo Board for Approval of Agreement between Lea County and Cody Sosebee as Rodeo Barrelman at the 2018, 83rd Annual Lea County Fair & PRCA Rodeo (Corey Helton, Chair, Fair & Rodeo Board)

Fair & Rodeo Board Chair Helton requested approval. Commissioner Jackson moved to approve Lea County Resolution No. 17-NOV-250R Approving Recommendation from the Lea County Fair & Rodeo Board for Approval of Agreement between Lea County and Cody Sosebee as Rodeo Barrelman at the 2018, 83rd Annual Lea County Fair & PRCA Rodeo. The motion was seconded by Commissioner Jones and passed unanimously.

- Consideration of Approval of Lea County Resolution No. 17-NOV-251R Approving Recommendation from the Lea County Fair & Rodeo Board for Approval of Agreement between Lea County and Brice Chapman as Rodeo Specialty Act at the 2018, 83rd Annual Lea County Fair & PRCA Rodeo (Corey Helton, Chair, Fair & Rodeo Board)

Fair & Rodeo Board Chair Helton requested approval. Commissioner Jackson moved to approve Lea County Resolution No. 17-NOV-251R Approving Recommendation from the Lea County Fair & Rodeo Board for Approval of Agreement between Lea County and Brice Chapman as Rodeo Specialty Act at the 2018, 83rd Annual Lea County Fair & PRCA Rodeo. The motion was seconded by Commissioner Sena and passed unanimously.

- Consideration of Approval of Lea County Resolution No. 17-NOV-252R Approving Recommendation from the Lea County Fair & Rodeo Board for Approval of Agreement between Lea County and Wrights Amusement Company for the Carnival at the 2018, 83rd Annual Lea County Fair & PRCA Rodeo

Fair & Rodeo Board Chair Helton requested approval. Commissioner Jackson moved to approve Lea County Resolution No. 17-NOV-252R Approving Recommendation from the Lea County Fair & Rodeo Board for Approval of Agreement between Lea County and Wrights Amusement Company for the Carnival at the 2018, 83rd Annual Lea County Fair & PRCA Rodeo. The motion was seconded by Commissioner Sena and passed unanimously.

- Consideration of Approval of Lea County Resolution No. 17-NOV-253R Approving Recommendation from the Lea County Fair & Rodeo Board for Approval of Agreement between Lea County and Pete Carr, Carr Pro Rodeo, Ltd. for Stock Contractor for the 2018, 83rd Annual Lea County Fair & PRCA Rodeo (Corey Helton, Chair, Fair & PRCA Rodeo)

Fair & Rodeo Board Chair Helton requested approval. Commissioner Sena moved to approve Lea County Resolution No. 17-NOV-253R Approving Recommendation from the Lea County Fair & Rodeo Board for Approval of Agreement between Lea County and Pete Carr, Carr Pro Rodeo, Ltd. for Stock Contractor for the 2018, 83rd Annual Lea County Fair & PRCA Rodeo. The motion was seconded by Commissioner Jackson and passed unanimously.

- Consideration of Approval of Lea County Resolution No. 17-NOV-254R Approving Recommendation from the Lea County Fair & Rodeo Board for Approval of Agreement between Lea County and OKC Backup Acting as Sole Sound & Lighting Contractor (Concert Series) for the 2018, 83rd Annual Lea County Fair & PRCA Rodeo (Corey Helton, Chair, Fair & Rodeo Board)

Fair & Rodeo Board Chair Helton requested approval. Commissioner Jackson moved to approve Lea County Resolution No. 17-NOV-254R Approving Recommendation from the Lea County Fair & Rodeo Board for Approval of Agreements between Lea County and OKC Backup Acting as Sole Sound & Lighting Contractor (Concert Series) for the 2018, 83rd Annual Lea County Fair & PRCA Rodeo. The motion was seconded by Commissioner Sena and passed unanimously.

- Consideration of Approval of Lea County Resolution No. 17-NOV-255R Authorizing a Grant Agreement between Lea County and New Mexico Department of Transportation for Airline Marketing at Lea County Regional Airport (Corey Needham, Assistant County Manager – Operations)

Assistant County Manager of Operations requested approval. Commissioner Sena moved to approve Lea County Resolution No.-17-NOV-255R Authorizing a Grant Agreement between Lea County and New Mexico Department of Transportation for Airline Marketing at Lea County Regional Airport. The motion was seconded by was seconded by Commissioner Jackson and passed unanimsouly.

ITEM 03: DISCUSSION ITEMS

- Discussion of Oil & Gas Personal Property Audit for Lea County (Sharla Kennedy County Assessor)

Assessor Kennedy presented a discussion of the Oil & Gas Personal Property Audit for Lea County. No action taken.

- Discussion of Lea County's 2018 Legislative Priorities (Michael Gallagher, County Manager)

Manager Gallagher presented Lea County's 2018 Legislative Priorities. No action taken.

ITEM 04: EXECUTIVE SESSION

- **Board of County Commissioners**

- Pursuant to Section 10-15-1, (H2), (H7), and (H8), of the New Mexico Statutes Annotated (NMSA) 1978; to Discuss Limited Personnel Matters Involving the Sheriff's Office, Threatened Litigation in which the County May Become a Participant Involving a Contract in Southern Lea County, Pending Litigation Sanchez v. Surratt et al., and the Disposal of Real Property in Central and Southern Lea County, as Authorized by NMSA 1978 as Authorized by the Open Meetings Act.

- At 10:05 a.m. Chair Long moved to convene in Executive Session pursuant to **Section 10-15-1, (H2),(H7),(H8), of the New Mexico Statutes Annotated (NMSA) 1978; to Discuss Limited Personnel Matters Involving the Sheriff's Office, Threatened Litigation in which the County May Become a Participant Involving a Contract in Southern Lea County, Pending Litigation Sanchez v. Surratt et. al., and the Disposal of Real Property in Central and Southern Lea County, as Authorized by the Open Meetings Act.** The motion was seconded by Commissioner Sena. Secretary polled the Commission. Chair Black yes; Vice Chair Long, yes; Commissioner Jackson, yes; Commissioner Sena; yes; Commissioner Jones, yes.

The meeting reconvened at 11:16 a.m.

Let the record reflect that only those matters announced in the motion to go into closed session were discussed

ITEM 05: OTHER BUSINESS

- Consideration of Approval of Lea County Resolution No. 17-NOV-256R Granting Xcel Energy a Permanent Right of Way (Michael Gallagher, County Manager)

Manager Gallagher requested approval. David Allen with Xcel Energy made comments. Chair Long moved to approve Lea County Resolution No. 17-NOV-256R Granting Xcel Energy a Permanent Right of Way. The motion was seconded by Commissioner Jackson and passed unanimously.

The meeting adjourned at 11:19 a.m.

**BOARD OF COUNTY COMMISSIONERS
LEA COUNTY, NEW MEXICO**

Ron Black, Chair

Rebecca Long, Vice Chair

Dean Jackson, Member

Jonathan Sena, Member

Don Jones, Member

**ATTEST: Keith Manes
Lea County Clerk**

Kelli Williams

Public Comments



STATE OF NEW MEXICO
COUNTY OF LEA
RESOLUTION 17-JAN-020R

OPEN MEETINGS PROCEDURES

WHEREAS, Section 10-15-1(B) of the Open Meetings Act (NMSA 1978) states that, except as may be otherwise provided in the Constitution or the provisions of the Open Meetings Act, all meetings of a quorum of members of any board, council, commission or other policy making body of any state or local public agency held for the purpose of formulating public policy, discussing public business or for the purpose of taking any action within the authority of or the delegated authority of such body, are declared to be public meetings open to the public at all times; and

WHEREAS, any meetings subject to the Open Meetings Act at which the discussion or adoption of any proposed resolution, rule, regulation or formal action occurs shall be held only after reasonable notice to the public; and

WHEREAS, the Open Meetings Act, NMSA 1978, Section 10-15-1(D), requires the Board of County Commissioners of Lea County("County Commission") to determine annually what constitutes reasonable notice of its public meetings; and

WHEREAS, NMSA 1978, Section 4-38-12 as amended, allows the County Commission to establish rules and regulations to govern the transaction of county business in these meetings.

NOW, THEREFORE, BE IT RESOLVED that:

1. All meetings of the Board of County Commissioners will be held at the Commission Meeting Room at the Lea County Courthouse, Lovington, New Mexico, at 9:00 a.m. or as otherwise indicated in the meeting notice.
2. Unless otherwise noticed, there will be two regular meetings each month held on the date announced at the prior meeting. Notice of regular meetings will be given at least seven days in advance. The agenda will be available at least seventy-two (72) hours in advance of regular Commission Meetings from the office of the County Manager located on the fourth floor of the Lea County Courthouse, Lovington, New Mexico 88260 and posted on the Lea County website (www.leacounty.net). In addition, a meeting agenda will be sent to all broadcast stations licensed by the Federal Communications Commission and newspapers of general circulation that have provided a written request for such notice. The agenda will indicate the time, date, place and specific items to be discussed during the County Commission meeting. The County Commission shall take action only on items appearing on the agenda.
3. In addition to the Board's regular meetings, work sessions and special meetings may be called at the discretion of the Chair or upon the request of two Commissioners upon seventy-two (72) hours notice, in accordance with paragraph 5. The final agenda for work sessions and special meetings shall be available at least seventy-two (72) hours in advance of the work session or special meeting.
4. Emergency meetings will be called only under unforeseen circumstances that, if not addressed immediately by the County Commission, will likely result in injury or damage to persons or property or substantial financial loss to Lea County. The County Commission will avoid emergency meetings whenever possible. Emergency meetings may be called by the Chair or any two Commissioners upon twenty-four hours (24) notice, unless a threat of personal injury, property damage or substantial financial loss requires less notice. The notice for all emergency meetings shall include an agenda for the meeting or information on how the public may obtain a copy of the agenda. Within ten days of taking action on an emergency matter, the County Commission shall report to the attorney general's office the action taken and the circumstances creating the emergency; provided that the requirement to report to the attorney general is waived upon the declaration of a state or national emergency.
5. For the purposes of regular meetings described in paragraph two of this resolution, notice requirements are met if notice of the date, time, place and agenda or information on how the public may obtain a copy of such an agenda is posted on the Lea County website and provided to all broadcast stations licensed by the Federal Communications Commission and newspapers of general circulation that have provided a written request for such notice.
6. For the purposes of emergency meetings described in paragraph three of this resolution, notice requirements shall be met if notice of the date, time, place and agenda is posted on the outermost doors of the Courthouse and in the offices of the County Manager, who shall also provide telephonic notice to those broadcast stations licensed by the Federal Communications Commission and newspapers of general circulation that have made a written request for notice of public meetings.

7. In addition to the information specified above, all notices shall include the following language:

If you are an individual with a disability who is in need of a reader, amplifier, qualified sign language interpreter, or any other form of auxiliary aid or service to attend or participate in the hearing or meeting, please contact the Lea County Manager's office located in the Lea County Courthouse in Lovington, New Mexico at least one week prior to the meeting or as soon as possible. Public documents, including the agenda and minutes, can be provided in various accessible formats. Please contact the Lea County Manager's Office at the Lea County Courthouse if a summary or other type of accessible format is needed.
8. The County Commission may close a meeting to the public only if the subject matter of such discussion or action is exempted from the open meeting requirements under the Open Meetings Act, Section 10-15-1(H) NMSA 1978 Comp.
 - A. If any meeting is closed during an open meeting, such closure shall be approved by a majority vote of a quorum of the County Commission taken during the open meeting. The authority for the closure and the subjects to be discussed shall be stated in the motion for closure and the vote on closure of each individual member shall be recorded in the minutes. Only those subjects specified in the motion may be discussed in a closed meeting.
 - B. If a closed meeting is conducted when the County Commission is not in an open meeting, the closed meeting shall not be held until public notice, appropriate under the circumstances, stating the specific provision of law authorizing the closed meeting and the subjects to be discussed with reasonable specificity, is given to the members and to the general public.
 - C. Following completion of any closed meeting, the minutes of the open meeting that was closed, or the minutes of the next open meeting if the closed meeting was separately scheduled, shall state whether the matters discussed in the closed meeting were limited only to those specified in the motion or notice for closure.
 - D. Except as provided in Section 10-15-1(H) of the Open Meetings Act, any action taken as a result of discussions in a closed meeting shall be made by vote of the Commission in an open public meeting.
9. The notice requirements set forth above in paragraphs two, three, and four shall apply to all Boards and Committees appointed by the County Commission.
10. All persons, agencies or organizations who desire to discuss public business or matters with the County Commission at a County Commission meeting, must make their request to the County Manager prior to the commencement of the County Commission meeting.
11. The request may be oral or written and must include the name of the person making the request and the subject on which they wish to address the County Commission. Such persons addressing the County Commission will be limited to three (3) minutes.
12. All persons, agencies or organizations that require additional time to discuss public business or matters with the County Commission, must make their request, in writing, at least seven (7) days prior to the County Commission meeting. Such persons addressing the County Commission will be allowed up to fifteen (15) minutes in the discretion of the Chairman.
13. The County Commission may, by Resolution, adopt additional rules and regulations regarding the conduct of the meetings of the County Commission and any of its subordinate Boards or Committees.

PASSED, APPROVED AND ADOPTED IN OPEN MEETING on this 12th day of January, 2017.

LEA COUNTY BOARD OF COUNTY COMMISSIONERS

Commissioners and Manager Comments





**LEA COUNTY BOARD OF COUNTY COMMISSIONERS
AGENDA ITEM SUMMARY FORM**

LCBCC Meeting Date: Thursday, December 14, 2017

Submit this summary form & all attachments to the Finance Director clow@leacounty.net & cc the Executive Coordinator sstout@leacounty.net by: **November 28, 2017**

County Manager Approval (mgallagher@leacounty.net) required for all time sensitive issues that do not meet the above deadline.

DATE SUBMITTED mm-dd-yyyy: 12/12/2017		SUBMITTED BY Name/Title/Dept: Sandrea J. Stout-Brito, Executive Coordinator, LCM/LCBCC	
SUBJECT: Commissioners/Manager Comments		ATTACHMENT(S):	
NO. OF ORIGINALS FOR SIGNATURE: 00 ***Select One** 00 ***Select One** 00 ***Select One**		ACTION REQUESTED: Discussion Item	
STRATEGIC PLAN Implementation of 5 Year Strategic Plan: Section 2.3: Continuous communication with the public is beneficial and necessary.			
SUMMARY: Comments from the Commissioners & County Manager			
Requested Items Needed for Presentation Easels/Laptop/Projector/Etc.: Easel <input type="checkbox"/> Laptop <input checked="" type="checkbox"/> Projector <input checked="" type="checkbox"/> Other: _____ <small>If checked, how many:</small>		See Additional Summary Attached <input type="checkbox"/>	
SUBMITTER'S RECOMMENDATION(S): Submitted 12/12/2017 Discussion Only		Submitter's Signature Department Director, Etc. <i>Sandrea J. Stout-Brito</i> <small>Digitally signed by Sandrea J. Stout-Brito DN: cn=Sandrea J. Stout-Brito, o=Lea County Government, ou=Executive, email=sstout@leacounty.net, c=US Date: 2017.12.12 09:13:26 -0700</small>	
FINANCE REVIEW Fiscal Impact/Cost: ByPass Legal Review		Reviewed by Finance Director ByPass Finance Review <i>[Signature]</i> <small>Digitally signed by ByPass Finance Review DN: cn=ByPass Finance Review, o=Lea County Government, ou=Finance, email=sstout@leacounty.net, c=US Date: 2017.12.12 09:13:37 -0700</small>	
LEGAL REVIEW: (Note: Travel does not need legal review)		Reviewed by County Attorney ByPass Legal Review <i>[Signature]</i> <small>Digitally signed by ByPass Legal Review DN: cn=ByPass Legal Review, o=Lea County Government, ou=Legal, email=sstout@leacounty.net, c=US Date: 2017.12.12 09:13:45 -0700</small>	
COUNTY MANAGER REVIEW:		Approved by County Manager to be Placed on Agenda Standard Agenda Item <i>[Signature]</i> <small>Digitally signed by Standard Agenda Item DN: cn=Standard Agenda Item, o=Lea County Government, ou=Executive, email=sstout@leacounty.net, c=US Date: 2017.12.12 10:26:43 -0700</small>	
Item 0103 RECORDING SECRETARY'S USE ONLY - COMMISSION ACTION TAKEN			
Approved: _____	Denied: _____	Other: Discussion Only _____	
Resolution No. _____	Policy No. _____	Ordinance No. _____	
Continued To: _____	Referred To: _____	Comments: _____	

Recognition of County Employees



Javier Rios – 1 year
Shilo Valencia – 1 year
Alisha Hanson – 1 year
William Holland – 5 years
Anthony Flores – 5 years





**LEA COUNTY BOARD OF COUNTY COMMISSIONERS
AGENDA ITEM SUMMARY FORM**

LCBCC Meeting Date: Thursday, December 14, 2017

Submit this summary form & all attachments to the Finance Director clow@leacounty.net & cc the Executive Coordinator sstout@leacounty.net by: **November 28, 2017**

County Manager Approval (mcallagher@leacounty.net) required for all time sensitive issues that do not meet the above deadline.

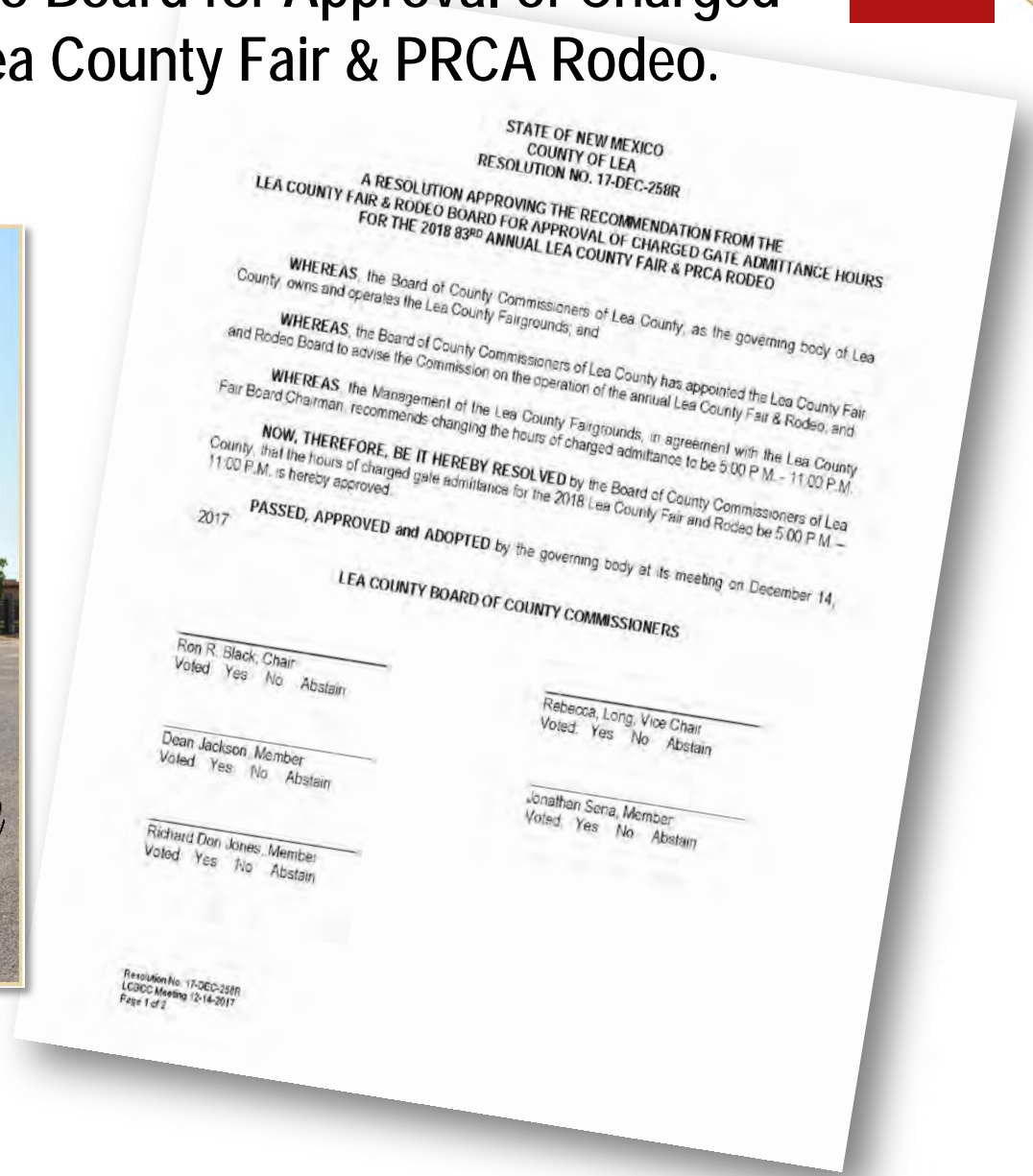
DATE SUBMITTED mm-dd-yyyy: 12/04/2017		SUBMITTED BY Name/Title/Dept: Craig Bova/HR Director/Human Resources	
SUBJECT: Employee Recognition		ATTACHMENT(S): N/A	
NO. OF ORIGINALS FOR SIGNATURE: 00 ***Select One** 00 ***Select One** 00 ***Select One**		ACTION REQUESTED: Discussion Item	
STRATEGIC PLAN Implementation of 5 Year Strategic Plan: County employees are valued			
SUMMARY: Recognition of the following employees for years of service: Javier Rios - 1 year Shilo Valencia - 1 year Alisha Hanson - 1 year William Holland - 5 years Anthony Flores - 5 years			
Requested Items Needed for Presentation Easels/Laptop/Projector/Etc.: Easel <input type="checkbox"/> Laptop <input checked="" type="checkbox"/> Projector <input checked="" type="checkbox"/> Other: _____ <small>If checked; how many;</small>		See Additional Summary Attached <input type="checkbox"/>	
SUBMITTER'S RECOMMENDATION(S): Submitted 12/04/2017 Recognize employees		Submitter's Signature Department Director, Etc. Craig Bova <small>Digitally signed by Craig Bova DN: cn=Craig Bova, o=Lea County, ou=Human Resources, email=cbova@leacounty.net, c=US Date: 2017.12.04.10:21:51 -0700</small>	
FINANCE REVIEW Fiscal Impact/Cost: ByPass Finance Review		Reviewed by Finance Director ByPass Finance Review <small>Digitally signed by ByPass Finance Review DN: cn=ByPass Finance Review, o=Lea County Government, ou=Finance, email=sstout@leacounty.net, c=US Date: 2017.12.12.15:02:18 -0700</small>	
LEGAL REVIEW: ByPass Legal Review (Note: Travel does not need legal review)		Reviewed by County Attorney ByPass Legal Review <small>Digitally signed by ByPass Legal Review DN: cn=ByPass Legal Review, o=Lea County Government, ou=Legal, email=sstout@leacounty.net, c=US Date: 2017.12.12.15:02:34 -0700</small>	
COUNTY MANAGER REVIEW:		Approved by County Manager to be Placed on Agenda <i>mcallagher</i> 12-13-2017	
Item 0104 RECORDING SECRETARY'S USE ONLY - COMMISSION ACTION TAKEN			
Approved: _____	Denied: _____	Other: Presentation	
Resolution No. _____	Policy No. _____	Ordinance No. _____	
Continued To: _____	Referred To: _____	Comments: _____	

Lea County

DEC 14 2017

LCBCC Meeting

Consideration of Approval of Lea County Resolution No. 17-DEC-258R Approving Recommendation from the Lea County Fair & Rodeo Board for Approval of Charged Gate Admittance Hours for the 2018 83rd Annual Lea County Fair & PRCA Rodeo.





**LEA COUNTY BOARD OF COUNTY COMMISSIONERS
AGENDA ITEM SUMMARY FORM**

LCBCC Meeting Date: Thursday, December 14, 2017

Submit this summary form & all attachments to the Finance Director clow@leacounty.net & cc the Executive Coordinator ststout@leacounty.net by: **November 28, 2017**

County Manager Approval (mgallagher@leacounty.net) required for all time sensitive issues that do not meet the above deadline.

DATE SUBMITTED mm-dd-yyyy: 12/04/2017		SUBMITTED BY Name/Title/Dept: Jim Kemp/General Manager/Lea County Fairgrounds	
SUBJECT: Changing of charged gate admission hours from 1:00pm - 10:00pm to reflect 5:00pm - 11:00pm		ATTACHMENT(S): 1. Resolution 2. Fair Board Minutes	
NO. OF ORIGINALS FOR SIGNATURE: 01 Resolution 00 ***Select One** 00 ***Select One**		ACTION REQUESTED: Action Item	
STRATEGIC PLAN Implementation of 5 Year Strategic Plan: Section 2.4 "Leverage resources to the fullest extent to maximize the return to the public and minimize cost to tax payer"			
SUMMARY: In order to reduce labor costs of security, gate admittance staff and Lea County Finance staff, coupled with further enhancing the patrons' convenience; the Lea County Fair Board has approved recommending the 2018 Fair & Rodeo charged admittance hours be altered. With (3) of this event's largest draws (Rodeo, Carnival, Concerts), not commencing until 5:00pm, 7:00pm and 9:30pm respectively, the Fair Board recommends new charged hours to be 5:00pm - 11:00pm.			
Requested Items Needed for Presentation Easels/Laptop/Projector/Etc.: Easel <input type="checkbox"/> Laptop <input checked="" type="checkbox"/> Projector <input checked="" type="checkbox"/> Other: _____ <small>If checked, how many:</small>		See Additional Summary Attached <input type="checkbox"/>	
SUBMITTER'S RECOMMENDATION(S): Submitted 12/04/2017 Lea County Fair Board Chairman recommends the approval of this resolution.		Submitter's Signature Department Director, Etc. <i>Jim Kemp</i> Digitally signed by Jim Kemp Date: 2017.12.04 09:32:40 -07'00'	
FINANCE REVIEW Fiscal Impact/Cost: Sent to Legal 12/05/2017 There is no financial impact to Lea County with this agenda item.		Reviewed by Finance Director <i>Henry C Low Jr</i> Digitally signed by Henry C Low Jr Date: 2017.12.05 13:59:20 -07'00'	
LEGAL REVIEW: (Note: Travel does not need legal review)		Reviewed by County Attorney	
COUNTY MANAGER REVIEW:		Approved by County Manager to be Placed on Agenda <i>Jim Kemp</i> 12-13-2017	
Item 0201 RECORDING SECRETARY'S USE ONLY - COMMISSION ACTION TAKEN			
Approved: _____	Denied: _____	Other: _____	
Resolution No. <u>17-DEC-258R</u>	Policy No. _____	Ordinance No. _____	
Continued To: _____	Referred To: _____	Comments: _____	

Lea County
DEC 14 2017
LCBCC Meeting

STATE OF NEW MEXICO
COUNTY OF LEA
RESOLUTION NO. 17-DEC-258R

A RESOLUTION APPROVING THE RECOMMENDATION FROM THE
LEA COUNTY FAIR & RODEO BOARD FOR APPROVAL OF CHARGED GATE ADMITTANCE HOURS
FOR THE 2018 83RD ANNUAL LEA COUNTY FAIR & PRCA RODEO

WHEREAS, the Board of County Commissioners of Lea County, as the governing body of Lea County, owns and operates the Lea County Fairgrounds; and

WHEREAS, the Board of County Commissioners of Lea County has appointed the Lea County Fair and Rodeo Board to advise the Commission on the operation of the annual Lea County Fair & Rodeo; and

WHEREAS, the Management of the Lea County Fairgrounds, in agreement with the Lea County Fair Board Chairman, recommends changing the hours of charged admittance to be 5:00 P.M. - 11:00 P.M.

NOW, THEREFORE, BE IT HEREBY RESOLVED by the Board of County Commissioners of Lea County, that the hours of charged gate admittance for the 2018 Lea County Fair and Rodeo be 5:00 P.M. – 11:00 P.M. is hereby approved.

PASSED, APPROVED and ADOPTED by the governing body at its meeting on December 14, 2017.

LEA COUNTY BOARD OF COUNTY COMMISSIONERS

Ron R. Black, Chair
Voted: Yes No Abstain

Rebecca, Long, Vice Chair
Voted: Yes No Abstain

Dean Jackson, Member
Voted: Yes No Abstain

Jonathan Sena, Member
Voted: Yes No Abstain

Richard Don Jones, Member
Voted: Yes No Abstain

ATTEST: Keith Manes
Lea County Clerk

**APPROVED AS TO FORM AND LEGAL
SUFFICIENCY:**

By: _____
Kelli Williams, Deputy Clerk

John W. Caldwell, County Attorney



Minutes of Meeting Lea County Fair and Rodeo Board

Tuesday, November 14, 2017, 6:00 P.M.

Fair Board Meeting Room – 101 S. Commercial Street, Lovington, New Mexico

Notice of this Meeting has been given to the Public in Compliance with Section 10-15-4 NMSA 1978

Chairman Corey Helton called the meeting to order at 6:00 P.M. at the Lea County Fair Office.

Members Present to Wit: Corey Helton, Kathy Welborn, Larry Wheeler, Trey Kerby, Kris Allen, Marcy Butts and Rick Schaap.

Also Present: GM Jim Kemp, Commissioner Jackson, AC Brandy Campbell

ITEM 01: FAIR AND RODEO BOARD

- Consideration of Approval of the October 10th & 21st, 2017 Meeting Minutes

Trey Kerby made motion to approve the minutes from the October 10th & 21st, 2017 meeting. Kris Allen seconded the motion; motion carried unanimously.

- Public Comments.

There were no comments from the public.

- Fair & Rodeo Board Member Comments.

There were no comments from the Fair & Rodeo Board Members.

ITEM 02: ACTION ITEMS

- Consideration of Approval of 2018 Entertainment Promoter

The previous agenda that the 2018 Promoter was voted on had a date error, "2017 Promoter". To keep the process correct, the item needs to be voted on again. Chairman Corey Helton reminded the Board Members that it is Linda Brown & Associates they are voting on.

Larry Wheeler made motion to accept Linda Brown & Associates as the 2018 Entertainment Promoter. Trey Kerby seconded the motion; motion carried unanimously.

- Consideration of Approval of Youth Rodeo being part of 2018 Lea County Fair & Rodeo

Chairman Corey Helton discussed that there were problems between current FB, staff and Lea County Junior Rodeo Association versus when Spectra was in charge. He stated they are mad. He discussed that the Youth Rodeo should go on, but on their own. They can have the event the week before Lea County Fair & Rodeo. Trey Kerby agreed it was good to have, but they can rent the facility and do it all on their own. Chairman Corey Helton not certain how things happened in the past as far as payout and actual goings on. He believes there were agreements made that shouldn't have been as well as meetings held that should not have been. Corey also discussed the Youth Rodeo can not do things as in the past due to the fact Lea County is a government entity. Vice Chairman Kathy Welborn agrees that she heard there were payout problems. Member Larry Wheeler suggested they be able to have it the weekend before so they can have a 2 day rodeo like it has been discussed in the past.

District 1: Trey Kerby & Larry Wheeler ~ District 2: Kris Allen & Rick Schaap ~ District 3: Terry Criswell & Chair Corey Helton
District 4: Vice Chair Kathy Welborn & Tyson Pierce ~ District 5: Pat Sims & Marcy Butts

Trey Kerby made motion to not include the Youth Rodeo in the 2018 Lea County Fair & Rodeo. Larry Wheeler seconded the motion; motion carried unanimously.

- Consideration of Approval of Free Admission Night, Wednesday, Aug. 8, or Thursday, Aug. 9, 2018

Chairman Corey Helton discussed Wednesday is typically the biggest night, Thursday is the slowest & by keeping it on Wednesday “we are giving the community something.” Member Larry Wheeler discussed that moving it to the slowest day, Thursday, might bring a crowd if Entertainment Committee brings a bigger act in. Member Trey Kerby since tickets are out of Fair Board control, he suggests Thursday be free. Commissioner Dean Jackson said there would be no blow back from Commissioners if Fair Board keeps Wednesday free. Member Rick Schaap suggested if we are offering a free day, then keep it as Wednesday. Vice Chairman Kathy Welborn stated she liked Wednesday free because it gave the youth the ability to come at no cost.

Larry Wheeler made motion to approve Free Admission Night, Wednesday, Aug. 8, 2018. Marcy Butts seconded the motion; motion carried unanimously.

- Consideration of Approval of Gate Admission Beginning at 5 pm – 11 pm

Member Larry Wheeler said that making the changes would allow for no shift change from the ticket takers. Chairman Corey Helton added that by making the gate admission change it gave people 3 more hours to come in free.

Trey Kerby made motion to approve the Gate Admission from 5 pm – 11 pm. Larry Wheeler seconded the motion; motion carried unanimously.

- Consideration of Approval of Buckle & Award Committee going back to volunteers, no longer a committee.

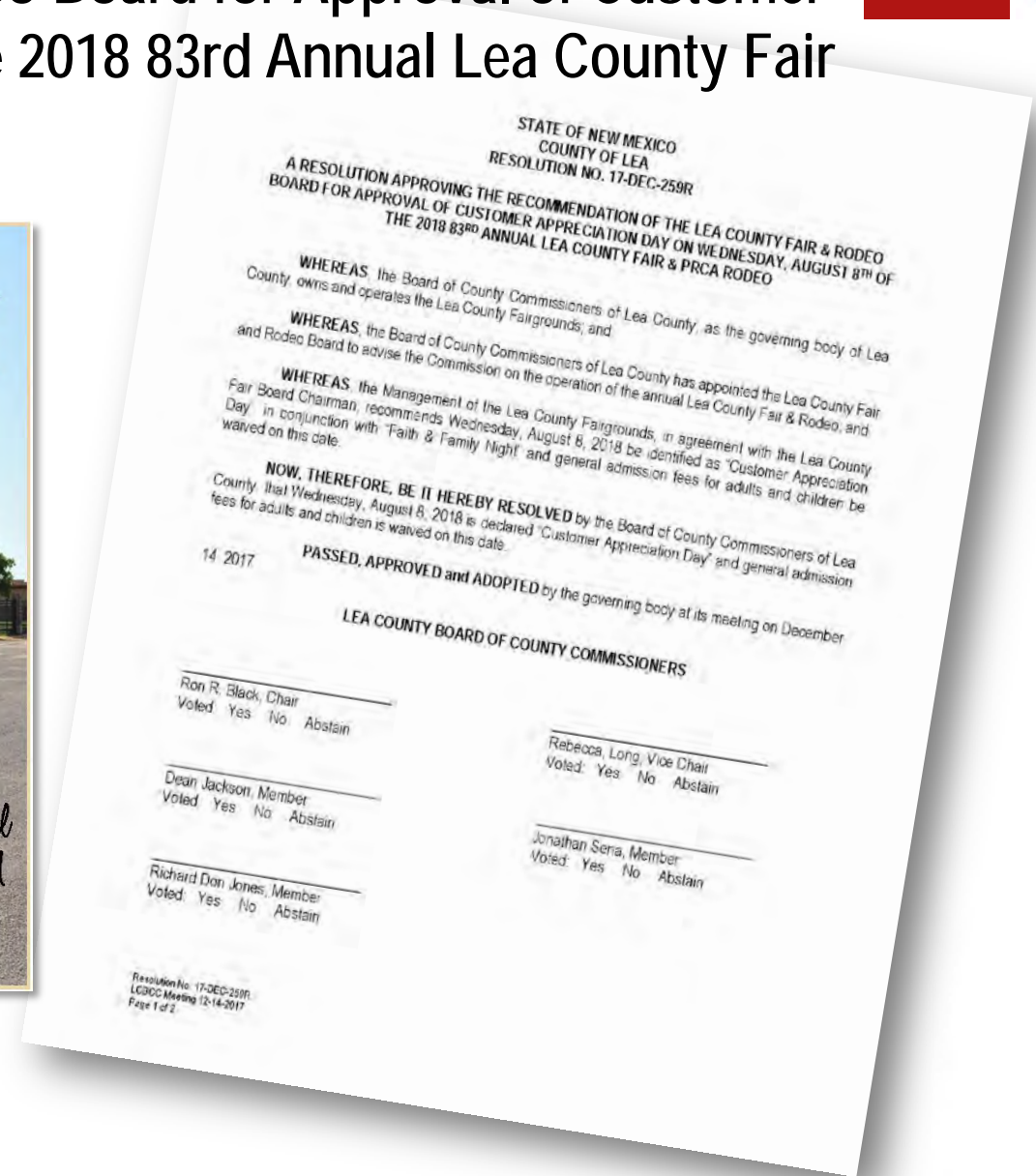
Chairman Corey Helton has been approached by community members who want to take back over the Buckle & Awards. Member Larry Wheeler stated we have a committee, stay with that. Judy King came to the FB the year before asking for a Buckle & Award Committee because Horse was here and livestock was there, if a committee then they work together versus separately Member Kris Allen stated there is a current Buckle & Award Committee that wants to continue. He stated that there is a total of about \$11,000 needed. Judy King and Marilyn Helton both spoke saying there should be over \$2,000 to start off. Member Rick Schaap discussed leaving it as is and they are about ¼ of the way into raising funds. Vice Chairman Kathy Welborn asked how will fundraising take place. Judy King stated that letters go out with the Sponsor form. Kris Allen stated that Lea County can not fundraise, but outside organizations can fundraise & give a portion for the Buckle & Award Committee as a sponsorship. Member Trey Kerby suggested to leave it as is. Marilyn Helton stated that fundraisers will be needed, then asked Commissioner Dean Jackson if Lea County will cover what buckles and awards aren't sponsored. Commissioner Jackson stated he would have find out. GM Jim Kemp stated in order for the county to pay the difference it would have to go to Commissioners for a budget adjustment. If the committee goes back to volunteers the money in the account currently can not be transferred out. Commissioner Jackson stated that once the money comes in, it won't be able to come out. Kris Allen asked if the county would they county buy them

Rick Schaap made motion not to disband the Buckle & Award Committee and keep it as is. Trey Kerby seconded the motion; motion carried unanimously.

District 1: Trey Kerby & Larry Wheeler ~ District 2: Kris Allen & Rick Schaap ~ District 3: Terry Criswell & Chair Corey Helton
District 4: Vice Chair Kathy Welborn & Tyson Pierce ~ District 5: Pat Sims & Marcy Butts

Consideration of Approval of Lea County Resolution No. 17-DEC-259R Approving Recommendation from the Lea County Fair & Rodeo Board for Approval of Customer Appreciation Day on Wednesday, August 8th of the 2018 83rd Annual Lea County Fair & PRCA Rodeo.

1





**LEA COUNTY BOARD OF COUNTY COMMISSIONERS
AGENDA ITEM SUMMARY FORM**

LCBCC Meeting Date: Thursday, December 14, 2017

Submit this summary form & all attachments to the Finance Director clow@leacounty.net & cc the Executive Coordinator sstout@leacounty.net by: **November 28, 2017**

County Manager Approval (mgallagher@leacounty.net) required for all time sensitive issues that do not meet the above deadline.

DATE SUBMITTED mm-dd-yyyy: 12/04/2017		SUBMITTED BY Name/Title/Dept: Jim Kemp/General Manager/Lea County Fairgrounds	
SUBJECT: Recognizing Wednesday, August 8, 2018 of the 2018 Lea County Fair & Rodeo as "Customer Appreciation Day" with FREE admittance		ATTACHMENT(S): 1. Resolution 2. Fair Board Minutes	
NO. OF ORIGINALS FOR SIGNATURE: 01 Resolution 00 Minutes 00 ***Select One**		ACTION REQUESTED: Action Item	
STRATEGIC PLAN Implementation of 5 Year Strategic Plan: Section 3.4 - Quality of Life "Lea County shall have a variety of recreational & cultural amenities" 1. Exposure to entertainment			
SUMMARY: The Lea County Fair Board, along with the Lea County Fairgrounds Management, recommends the following: 1. Wednesday, August 8, 2018 be recognized as "Customer Appreciation Day", in conjunction with "Faith & Family Night". With this tribute, it is recommended that the 2018 Fair & Rodeo general admission prices (adult and children) be waived for this day only. the approval of this resolution would be utilized as an avenue to allow Lea County to show it's appreciation for all past/present patrons of this annual Event.			
Requested Items Needed for Presentation Easels/Laptop/Projector/Etc.: Easel <input type="checkbox"/> Laptop <input checked="" type="checkbox"/> Projector <input checked="" type="checkbox"/> Other: _____ <small>If checked; how many;</small>			See Additional Summary Attached <input type="checkbox"/>
SUBMITTER'S RECOMMENDATION(S): Submitted 12/04/2017		Submitter's Signature Department Director, Etc. Digitally signed by Jim Kemp Date: 2017.12.04 09:43:43 -07'00'	
FINANCE REVIEW Fiscal Impact/Cost: Sent to Legal 12/05/2017 The financial impact to Lea County will be the loss of revenue from not charging admission on this night.		Reviewed by Finance Director Digitally signed by <i>Henry C Low Jr</i> Date: 2017.12.05 14:09:56 -07'00'	
LEGAL REVIEW: (Note: Travel does not need legal review)		Reviewed by County Attorney	
COUNTY MANAGER REVIEW:		Approved by County Manager to be Placed on Agenda <i>M. Kemp</i> 12-13-2017	
Item 0202 RECORDING SECRETARY'S USE ONLY - COMMISSION ACTION TAKEN			
Approved: _____	Denied: _____	Other: _____	
Resolution No. <u>17-DEC-259R</u>	Policy No. _____	Ordinance No. _____	
Continued To: _____	Referred To: _____	Comments: _____	

Lea County

DEC 14 2017

LCBCC Meeting

STATE OF NEW MEXICO
COUNTY OF LEA
RESOLUTION NO. 17-DEC-259R

A RESOLUTION APPROVING THE RECOMMENDATION OF THE LEA COUNTY FAIR & RODEO BOARD FOR APPROVAL OF CUSTOMER APPRECIATION DAY ON WEDNESDAY, AUGUST 8TH OF THE 2018 83RD ANNUAL LEA COUNTY FAIR & PRCA RODEO

WHEREAS, the Board of County Commissioners of Lea County, as the governing body of Lea County, owns and operates the Lea County Fairgrounds; and

WHEREAS, the Board of County Commissioners of Lea County has appointed the Lea County Fair and Rodeo Board to advise the Commission on the operation of the annual Lea County Fair & Rodeo; and

WHEREAS, the Management of the Lea County Fairgrounds, in agreement with the Lea County Fair Board Chairman, recommends Wednesday, August 8, 2018 be identified as "Customer Appreciation Day", in conjunction with "Faith & Family Night" and general admission fees for adults and children be waived on this date.

NOW, THEREFORE, BE IT HEREBY RESOLVED by the Board of County Commissioners of Lea County, that Wednesday, August 8, 2018 is declared "Customer Appreciation Day" and general admission fees for adults and children is waived on this date.

PASSED, APPROVED and ADOPTED by the governing body at its meeting on December 14, 2017.

LEA COUNTY BOARD OF COUNTY COMMISSIONERS

Ron R. Black, Chair
Voted: Yes No Abstain

Rebecca, Long, Vice Chair
Voted: Yes No Abstain

Dean Jackson, Member
Voted: Yes No Abstain

Jonathan Sena, Member
Voted: Yes No Abstain

Richard Don Jones, Member
Voted: Yes No Abstain

ATTEST: Keith Manes
Lea County Clerk

**APPROVED AS TO FORM AND LEGAL
SUFFICIENCY:**

By: _____
Kelli Williams, Deputy Clerk

John W. Caldwell, County Attorney



Minutes of Meeting Lea County Fair and Rodeo Board

Tuesday, November 14, 2017, 6:00 P.M.

Fair Board Meeting Room – 101 S. Commercial Street, Lovington, New Mexico

Notice of this Meeting has been given to the Public in Compliance with Section 10-15-4 NMSA 1978

Chairman Corey Helton called the meeting to order at 6:00 P.M. at the Lea County Fair Office.

Members Present to Wit: Corey Helton, Kathy Welborn, Larry Wheeler, Trey Kerby, Kris Allen, Marcy Butts and Rick Schaap.

Also Present: GM Jim Kemp, Commissioner Jackson, AC Brandy Campbell

ITEM 01: FAIR AND RODEO BOARD

- Consideration of Approval of the October 10th & 21st, 2017 Meeting Minutes

Trey Kerby made motion to approve the minutes from the October 10th & 21st, 2017 meeting. Kris Allen seconded the motion; motion carried unanimously.

- Public Comments.

There were no comments from the public.

- Fair & Rodeo Board Member Comments.

There were no comments from the Fair & Rodeo Board Members.

ITEM 02: ACTION ITEMS

- Consideration of Approval of 2018 Entertainment Promoter

The previous agenda that the 2018 Promoter was voted on had a date error, "2017 Promoter". To keep the process correct, the item needs to be voted on again. Chairman Corey Helton reminded the Board Members that it is Linda Brown & Associates they are voting on.

Larry Wheeler made motion to accept Linda Brown & Associates as the 2018 Entertainment Promoter. Trey Kerby seconded the motion; motion carried unanimously.

- Consideration of Approval of Youth Rodeo being part of 2018 Lea County Fair & Rodeo

Chairman Corey Helton discussed that there were problems between current FB, staff and Lea County Junior Rodeo Association versus when Spectra was in charge. He stated they are mad. He discussed that the Youth Rodeo should go on, but on their own. They can have the event the week before Lea County Fair & Rodeo. Trey Kerby agreed it was good to have, but they can rent the facility and do it all on their own. Chairman Corey Helton not certain how things happened in the past as far as payout and actual goings on. He believes there were agreements made that shouldn't have been as well as meetings held that should not have been. Corey also discussed the Youth Rodeo can not do things as in the past due to the fact Lea County is a government entity. Vice Chairman Kathy Welborn agrees that she heard there were payout problems. Member Larry Wheeler suggested they be able to have it the weekend before so they can have a 2 day rodeo like it has been discussed in the past.

District 1: Trey Kerby & Larry Wheeler ~ District 2: Kris Allen & Rick Schaap ~ District 3: Terry Criswell & Chair Corey Helton
District 4: Vice Chair Kathy Welborn & Tyson Pierce ~ District 5: Pat Sims & Marcy Butts

Trey Kerby made motion to not include the Youth Rodeo in the 2018 Lea County Fair & Rodeo. Larry Wheeler seconded the motion; motion carried unanimously.

- **Consideration of Approval of Free Admission Night, Wednesday, Aug. 8, or Thursday, Aug. 9, 2018**

Chairman Corey Helton discussed Wednesday is typically the biggest night, Thursday is the slowest & by keeping it on Wednesday “we are giving the community something.” Member Larry Wheeler discussed that moving it to the slowest day, Thursday, might bring a crowd if Entertainment Committee brings a bigger act in. Member Trey Kerby since tickets are out of Fair Board control, he suggests Thursday be free. Commissioner Dean Jackson said there would be no blow back from Commissioners if Fair Board keeps Wednesday free. Member Rick Schaap suggested if we are offering a free day, then keep it as Wednesday. Vice Chairman Kathy Welborn stated she liked Wednesday free because it gave the youth the ability to come at no cost.

Larry Wheeler made motion to approve Free Admission Night, Wednesday, Aug. 8, 2018. Marcy Butts seconded the motion; motion carried unanimously.

- **Consideration of Approval of Gate Admission Beginning at 5 pm – 11 pm**

Member Larry Wheeler said that making the changes would allow for no shift change from the ticket takers. Chairman Corey Helton added that by making the gate admission change it gave people 3 more hours to come in free.

Trey Kerby made motion to approve the Gate Admission from 5 pm – 11 pm. Larry Wheeler seconded the motion; motion carried unanimously.

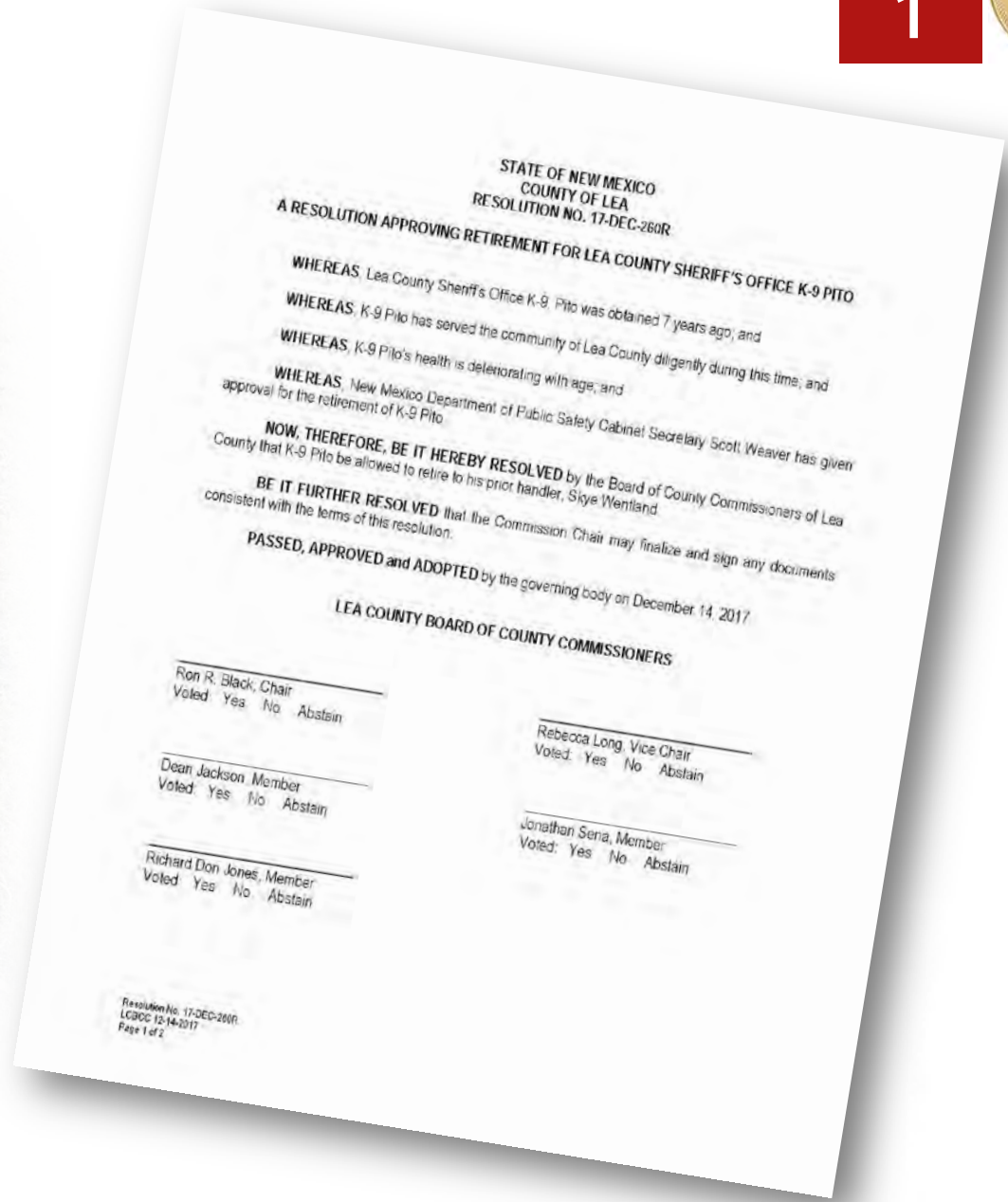
- **Consideration of Approval of Buckle & Award Committee going back to volunteers, no longer a committee.**

Chairman Corey Helton has been approached by community members who want to take back over the Buckle & Awards. Member Larry Wheeler stated we have a committee, stay with that. Judy King came to the FB the year before asking for a Buckle & Award Committee because Horse was here and livestock was there, if a committee then they work together versus separately Member Kris Allen stated there is a current Buckle & Award Committee that wants to continue. He stated that there is a total of about \$11,000 needed. Judy King and Marilyn Helton both spoke saying there should be over \$2,000 to start off. Member Rick Schaap discussed leaving it as is and they are about ¼ of the way into raising funds. Vice Chairman Kathy Welborn asked how will fundraising take place. Judy King stated that letters go out with the Sponsor form. Kris Allen stated that Lea County can not fundraise, but outside organizations can fundraise & give a portion for the Buckle & Award Committee as a sponsorship. Member Trey Kerby suggested to leave it as is. Marilyn Helton stated that fundraisers will be needed, then asked Commissioner Dean Jackson if Lea County will cover what buckles and awards aren't sponsored. Commissioner Jackson stated he would have find out. GM Jim Kemp stated in order for the county to pay the difference it would have to go to Commissioners for a budget adjustment. If the committee goes back to volunteers the money in the account currently can not be transferred out. Commissioner Jackson stated that once the money comes in, it won't be able to come out. Kris Allen asked if the county would they county buy them

Rick Schaap made motion not to disband the Buckle & Award Committee and keep it as is. Trey Kerby seconded the motion; motion carried unanimously.

District 1: Trey Kerby & Larry Wheeler ~ District 2: Kris Allen & Rick Schaap ~ District 3: Terry Criswell & Chair Corey Helton
District 4: Vice Chair Kathy Welborn & Tyson Pierce ~ District 5: Pat Sims & Marcy Butts

Consideration of Approval of Lea County Resolution No. 17-DEC-260R Approving the Retirement of Lea County Sheriff's Office K-9 Pito.



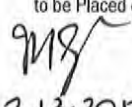



**LEA COUNTY BOARD OF COUNTY COMMISSIONERS
AGENDA ITEM SUMMARY FORM**

LCBCC Meeting Date: Thursday, December 14, 2017

Submit this summary form & all attachments to the Finance Director clow@leacounty.net & cc the Executive Coordinator sstout@leacounty.net by: **November 28, 2017**

County Manager Approval (mgallagher@leacounty.net) required for all time sensitive issues that do not meet the above deadline.

DATE SUBMITTED mm-dd-yyyy: 12/01/2017		SUBMITTED BY Name/Title/Dept: Sheriff Byron Wester	
SUBJECT: Retirement of Lea County Sheriff's Office, K-9 Pito		ATTACHMENT(S):	
NO. OF ORIGINALS FOR SIGNATURE: 01 Resolution 00 ***Select One** 00 ***Select One**		ACTION REQUESTED: Action Item	
STRATEGIC PLAN Implementation of 5 Year Strategic Plan:			
SUMMARY: Lea County Sheriff's Office, K-9 Pito is seven years old, has cataracts and needs to be retired. NMDPS Cabinet Secretary, Scott Weaver has given approval for the retirement of Pito to his prior handler, Skye Wentland, in lieu of his age and health issues. Funding for an additional K-9 has been secured through HIDTA to replace K-9 Pito.			
Requested Items Needed for Presentation Easels/Laptop/Projector/Etc.: Easel <input type="checkbox"/> Laptop <input checked="" type="checkbox"/> Projector <input checked="" type="checkbox"/> Other:		See Additional Summary Attached <input type="checkbox"/>	
SUBMITTER'S RECOMMENDATION(S): Submitted 12/01/2017 Request consideration and approval to retire Lea County Sheriff's Office K-9, Pito to his prior handler, Skye Wentland.		Submitter's Signature Department Director, Etc. Byron Wester Digitally signed by Byron Wester Date: 2017.12.01 14:15:53 -07'00'	
FINANCE REVIEW Fiscal Impact/Cost:		Reviewed by Finance Director	
LEGAL REVIEW: (Note: Travel does not need legal review)		Reviewed by County Attorney	
COUNTY MANAGER REVIEW:		Approved by County Manager to be Placed on Agenda  12-13-2017	
Item 0203 RECORDING SECRETARY'S USE ONLY -- COMMISSION ACTION TAKEN			
Approved: _____ Resolution No. <u>17-DEC-260R</u>		Denied: _____ Policy No. _____	
Continued To: _____		Other: _____ Ordinance No. _____ Comments: _____	


DEC 14 2017
 LCBCC Meeting

STATE OF NEW MEXICO
COUNTY OF LEA
RESOLUTION NO. 17-DEC-260R

A RESOLUTION APPROVING RETIREMENT FOR LEA COUNTY SHERIFF'S OFFICE K-9 PITO

WHEREAS, Lea County Sheriff's Office K-9, Pito was obtained 7 years ago; and

WHEREAS, K-9 Pito has served the community of Lea County diligently during this time; and

WHEREAS, K-9 Pito's health is deteriorating with age; and

WHEREAS, New Mexico Department of Public Safety Cabinet Secretary Scott Weaver has given approval for the retirement of K-9 Pito.

NOW, THEREFORE, BE IT HEREBY RESOLVED by the Board of County Commissioners of Lea County that K-9 Pito be allowed to retire to his prior handler, Skye Wentland.

BE IT FURTHER RESOLVED that the Commission Chair may finalize and sign any documents consistent with the terms of this resolution.

PASSED, APPROVED and ADOPTED by the governing body on December 14, 2017.

LEA COUNTY BOARD OF COUNTY COMMISSIONERS

Ron R. Black, Chair
Voted: Yes No Abstain

Rebecca Long, Vice Chair
Voted: Yes No Abstain

Dean Jackson, Member
Voted: Yes No Abstain

Jonathan Sena, Member
Voted: Yes No Abstain

Richard Don Jones, Member
Voted: Yes No Abstain

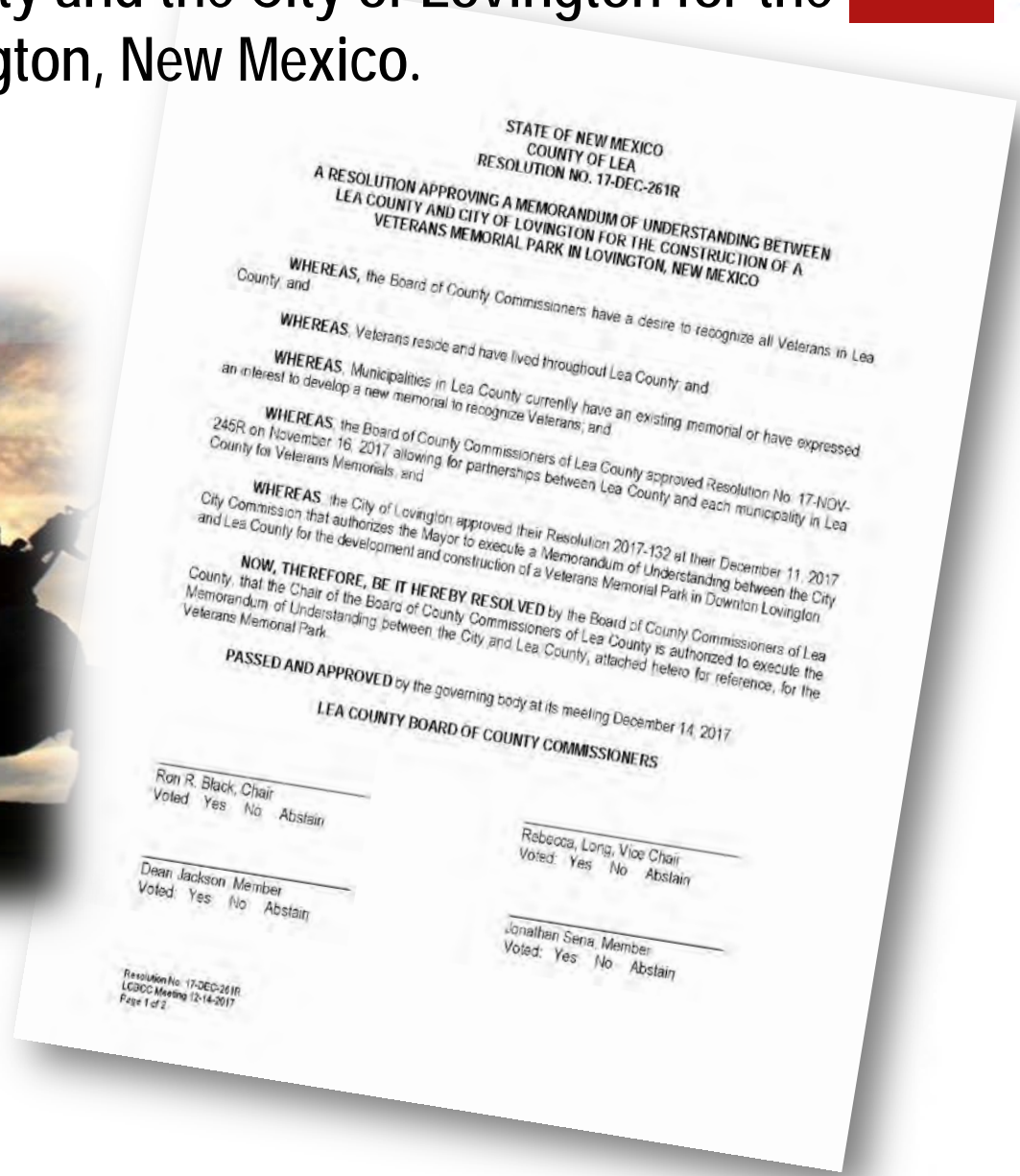
ATTEST: Keith Manes
Lea County Clerk

**APPROVED AS TO FORM AND LEGAL
SUFFICIENCY:**

By: _____
Kelli Williams, Deputy Clerk

John W. Caldwell, County Attorney

Consideration of Approval of Lea County Resolution No. 17-DEC-261R Approving a Memorandum of Understanding between Lea County and the City of Lovington for the Construction of a Veterans Memorial Park in Lovington, New Mexico.





**LEA COUNTY BOARD OF COUNTY COMMISSIONERS
AGENDA ITEM SUMMARY FORM**

LCBCC Meeting Date: Thursday, December 14, 2017

Submit this summary form & all attachments to the Finance Director clow@leacounty.net & cc the Executive Coordinator sstout@leacounty.net by: **November 28, 2017**

County Manager Approval (mgallagher@leacounty.net) required for all time sensitive issues that do not meet the above deadline.

DATE SUBMITTED mm-dd-yyyy:		SUBMITTED BY Name/Title/Dept: Michael Gallagher, County Manager	
SUBJECT: MOU between Lea County & City of Lovington regarding Veterans Memorial Park		ATTACHMENT(S): Resolution	
NO. OF ORIGINALS FOR SIGNATURE: 01 Resolution 00 ***Select One** 00 ***Select One**		ACTION REQUESTED: Action Item	
STRATEGIC PLAN Implementation of 5 Year Strategic Plan: Section 2.1 Collaboration & partnership with local communities, agencies and government entities is essential for success. Section 2.4 Leverage resources to the fullest extent to maximize the return to the public and minimize cost to tax payer.			
SUMMARY:			
Requested Items Needed for Presentation Easels/Laptop/Projector/Etc.: Easel <input type="checkbox"/> Laptop <input checked="" type="checkbox"/> Projector <input checked="" type="checkbox"/> Other: _____ <small>If checked, how many:</small>		See Additional Summary Attached <input type="checkbox"/>	
SUBMITTER'S RECOMMENDATION(S):		Submitter's Signature Department Director, Etc.	
FINANCE REVIEW Fiscal Impact/Cost:		Reviewed by Finance Director	
LEGAL REVIEW: (Note: Travel does not need legal review)		Reviewed by County Attorney	
COUNTY MANAGER REVIEW:		Approved by County Manager to be Placed on Agenda <i>Michael Gallagher</i> <small>Digitally signed by Sandra J. Stout-Beta DN: cn=Sandra J. Stout-Beta, ou=Lea County Government, o=Executive, email=sstout@leacounty.net, c=US Date: 2017.12.13 18:34:51 -0700</small>	
Item 0204 RECORDING SECRETARY'S USE ONLY -- COMMISSION ACTION TAKEN			
Approved: _____	Denied: _____	Other: _____	
Resolution No. <u>17-DEC-261R</u>	Policy No. _____	Ordinance No. _____	
Continued To: _____	Referred To: _____	Comments: _____	

STATE OF NEW MEXICO
COUNTY OF LEA
RESOLUTION NO. 17-DEC-261R

**A RESOLUTION APPROVING A MEMORANDUM OF UNDERSTANDING BETWEEN
LEA COUNTY AND CITY OF LOVINGTON FOR THE CONSTRUCTION OF A
VETERANS MEMORIAL PARK IN LOVINGTON, NEW MEXICO**

WHEREAS, the Board of County Commissioners have a desire to recognize all Veterans in Lea County; and

WHEREAS, Veterans reside and have lived throughout Lea County; and

WHEREAS, Municipalities in Lea County currently have an existing memorial or have expressed an interest to develop a new memorial to recognize Veterans; and

WHEREAS, the Board of County Commissioners of Lea County approved Resolution No. 17-NOV-245R on November 16, 2017 allowing for partnerships between Lea County and each municipality in Lea County for Veterans Memorials; and

WHEREAS, the City of Lovington approved their Resolution 2017-132 at their December 11, 2017 City Commission that authorizes the Mayor to execute a Memorandum of Understanding between the City and Lea County for the development and construction of a Veterans Memorial Park in Downton Lovington.

NOW, THEREFORE, BE IT HEREBY RESOLVED by the Board of County Commissioners of Lea County, that the Chair of the Board of County Commissioners of Lea County is authorized to execute the Memorandum of Understanding between the City and Lea County, attached hetero for reference, for the Veterans Memorial Park.

PASSED AND APPROVED by the governing body at its meeting December 14, 2017.

LEA COUNTY BOARD OF COUNTY COMMISSIONERS

Ron R. Black, Chair
Voted: Yes No Abstain

Rebecca, Long, Vice Chair
Voted: Yes No Abstain

Dean Jackson, Member
Voted: Yes No Abstain

Jonathan Sena, Member
Voted: Yes No Abstain

Richard Don Jones, Member
Voted: Yes No Abstain

ATTEST: Keith Manes
Lea County Clerk

**APPROVED AS TO FORM AND LEGAL
SUFFICIENCY:**

By: _____
Kelli Williams, Deputy Clerk

John W. Caldwell, County Attorney

CITY OF LOVINGTON
COMMISSION STAFF SUMMARY FORM



MEETING DATE: December 11, 2017

RESOLUTION ORDINANCE PROCLAMATION INFORMATION OTHER ACTION

SUBJECT: Resolution 2017-132: City/County MOU for Veterans Memorial Park
DEPARTMENT: Executive
SUBMITTED BY: James R. Williams, City Manager
DATE SUBMITTED: December 7, 2017

COMPREHENSIVE PLAN IMPLEMENTATION:

Facilities, Land Use, Quality of Life

STAFF SUMMARY:

This item was previously presented for discussion by Commissioner Trujillo, with the consensus of the Commission to move forward.

Resolution 2017-132 will authorize the Mayor to execute an MOU between the City and Lea County for a Veterans Memorial Park to be built in Lovington. The Resolution provides each phase of the anticipated 5 year timeline for this joint project. As specified in the MOU, the City would act as the lead for the project, own the completed project, as well as maintain the park. The cost of the project would be equally split between the City and Lea County. Funding for the project would be obtained through potential Federal and State grants, Capital Outlay, and local funds.

FISCAL IMPACT:

REVIEWED BY: _____
Finance Director

Phase I: Planning - anticipated total cost \$300,000.

Final estimated costs would be determined as planning and design move forward.

ATTACHMENTS:

Resolution 2017-132
MOU
Lea County Partner Resolution

RECOMMENDATION:

Motion to approve Resolution 2017-132

Department Head

James R. Williams

City Manager

**RESOLUTION OF THE CITY OF LOVINGTON
LEA COUNTY, NEW MEXICO**

RESOLUTION 2017-132

**A RESOLUTION APPROVING A MEMORANDUM OF UNDERSTANDING BETWEEN THE CITY OF LOVINGTON
AND COUNTY OF LEA FOR THE CONSTRUCTUION OF A VETERANS MEMORIAL PARK IN LOVINGTON**

WHEREAS, the freedoms we enjoy as Americans have been purchased and maintained at a high price throughout our history; and

WHEREAS, since the establishment of the original 13 states, Americans have been willing to fight and die to preserve their individual rights guaranteed in the United States Constitution and the Bill of Rights; and

WHEREAS, we owe a great debt to those who have served in defense of this nation; and

WHEREAS, throughout the generations, their sacrifices have preserved our unique form of government dedicated to human rights and respect for the individual; and

WHEREAS, many citizens of Lea County have served in our defense and have made the ultimate sacrifice; and

WHEREAS, the City and County recognize the importance of having a central location that recognizes and honors the service and sacrifice that many in Lea County have made.

NOW, THEREFORE, BE IT RESOLVED, by the Lovington City Commission that the Mayor is authorized to execute the Memorandum of Understanding between the City and Lea County, attached hereto for reference, for the Veterans Memorial Park.

DONE THIS 11TH DAY OF DECEMBER, 2017 at

City of Lovington
New Mexico

Paul Campos, Mayor

ATTEST:

Anna Juarez, City Clerk

**A MEMORANDUM OF UNDERSTANDING BETWEEN THE CITY OF LOVINGTON AND COUNTY OF
LEA FOR THE CONSTRUCTUION OF A VETERANS MEMORIAL PARK IN LOVINGTON**

WHEREAS, the freedoms we enjoy as Americans have been purchased and maintained at a high price throughout our history; and

WHEREAS, since the establishment of the original 13 states, Americans have been willing to fight and die to preserve their individual rights guaranteed in the United States Constitution and the Bill of Rights; and

WHEREAS, we owe a great debt to those who have served in defense of this nation; and

WHEREAS, throughout the generations, their sacrifices have preserved our unique form of government dedicated to human rights and respect for the individual; and

WHEREAS, many citizens of Lea County have served in our defense and have made the ultimate sacrifice; and

WHEREAS, the City and County recognize the importance of having a central location that recognizes and honors the service and sacrifice that many in Lea County have made.

NOW, THEREFORE, BE IT HEREBY RESOLVED the City and County agree to as follows:

1. The optimal location will be in the downtown area, adjacent to many of the various City and County owned facilities. The final location will be agreed upon by both entities.
2. The costs of this project will be split equally between the City and the County.
3. The City will act as the lead entity for the project, while seeking input with the Lea County Veterans Memorial Committee and representatives of Lea County Government. Final design will be approved by the Lovington City Commission and the Lea County Board of Commissioners.
4. This project will be listed on each entities Infrastructure Capital Improvement Plan which will make it eligible for various funding mechanisms.
5. Each entity will jointly apply for private, state, and federal appropriations, grants, or aid.
6. The City of Lovington will assume ownership of the park.
7. The City of Lovington will be responsible for maintenance of the park.

8. It is the goal of both entities to complete this project in five years.
9. Both entities agree to the following phases for implementation and construction of this project:
 - Phase 1: Planning and professional services not to exceed \$300,000
 - Phase 2: Property acquisition, all associated studies and surveys, site preparation
 - Phase 3: Design
 - Phase 4: ConstructionThe maximum costs associated with Phases 2, 3 and 4 will be agreed upon by both entities prior their execution.
10. Each person signing this Memorandum of Understanding has been authorized by their respective Board or Commission to execute this Memorandum.

STATE OF NEW MEXICO
COUNTY OF LEA
RESOLUTION NO. 17-NOV-245R

A RESOLUTION ALLOWING PARTNERSHIPS BETWEEN LEA COUNTY
AND EACH MUNICIPALITY IN LEA COUNTY FOR VETERANS MEMORIALS

WHEREAS, the Board of County Commissioners have a desire to recognize all Veterans in Lea County; and

WHEREAS, Veterans reside and have lived throughout Lea County; and


WHEREAS, Municipalities in Lea County currently have an existing memorial or have expressed an interest to develop a new memorial to recognize Veterans.

NOW, THEREFORE, BE IT HEREBY RESOLVED by the Board of County Commissioners of Lea County, that the County shall pursue memorandums of understanding and agreements with the municipalities to either expand and improve existing memorials and to develop new memorials is hereby approved.

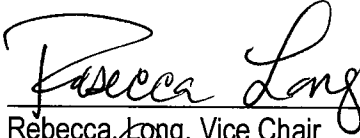
BE IT FURTHER RESOLVED that the County desires that within each future memorandum of understanding or agreement, that the County will support each municipality taking the lead on each project by providing a financial contribution to a veterans memorial project and that each MOU or agreement shall return to the Board of County Commissioners for their consideration.

PASSED, APPROVED and ADOPTED by the governing body at its meeting on November 16, 2017.


LEA COUNTY BOARD OF COUNTY COMMISSIONERS



Ron R. Black, Chair
Voted: Yes No Abstain
RRB




Rebecca Long, Vice Chair
Voted: Yes No Abstain




Dean Jackson, Member
Voted: Yes No Abstain

Lea County
NOV 16 2017
LCBCC Meeting



Jonathan Sena, Member
Voted: Yes No Abstain



Richard Don Jones, Member
Voted: Yes No Abstain

ATTEST: Keith Manes
Lea County Clerk

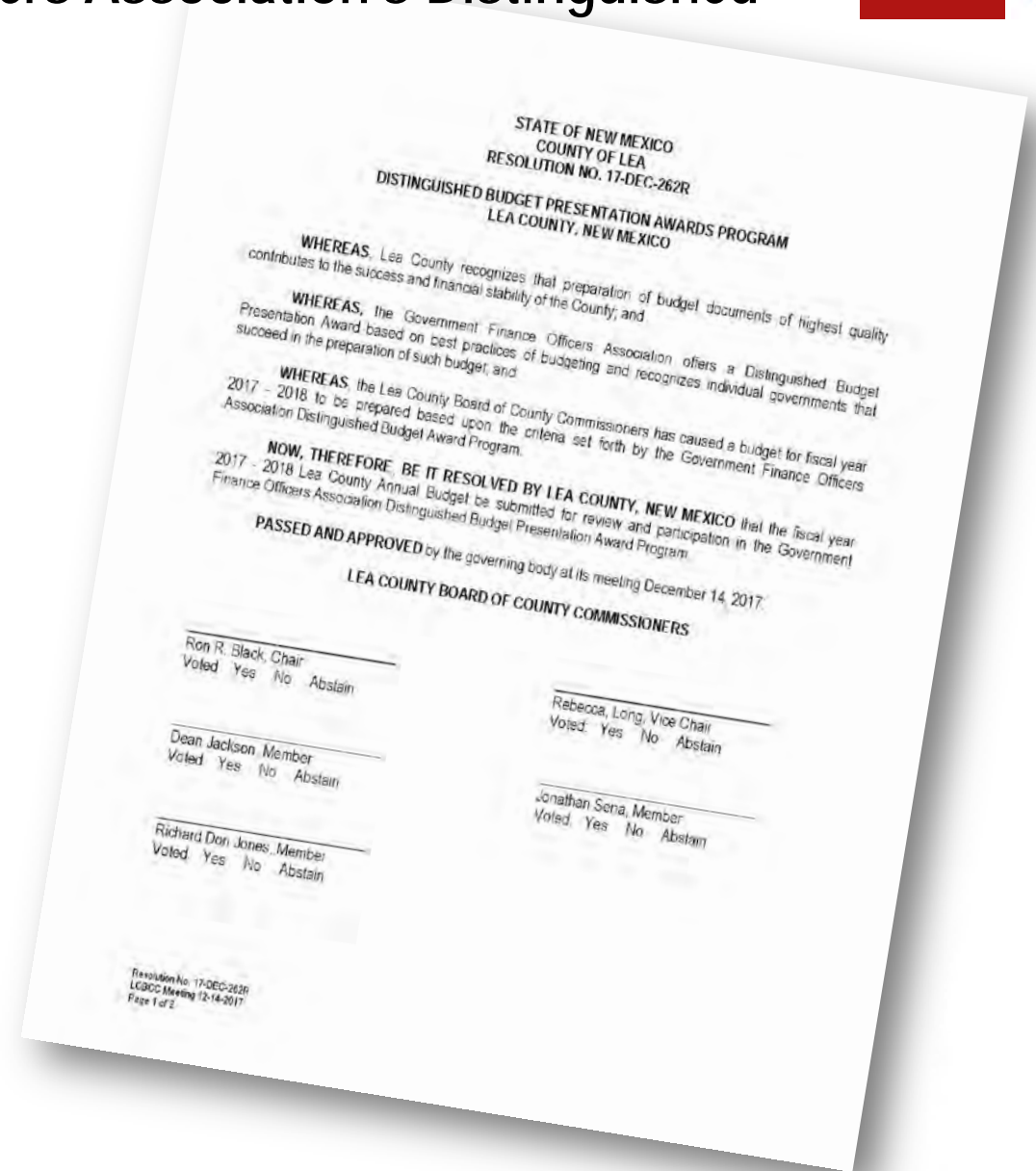
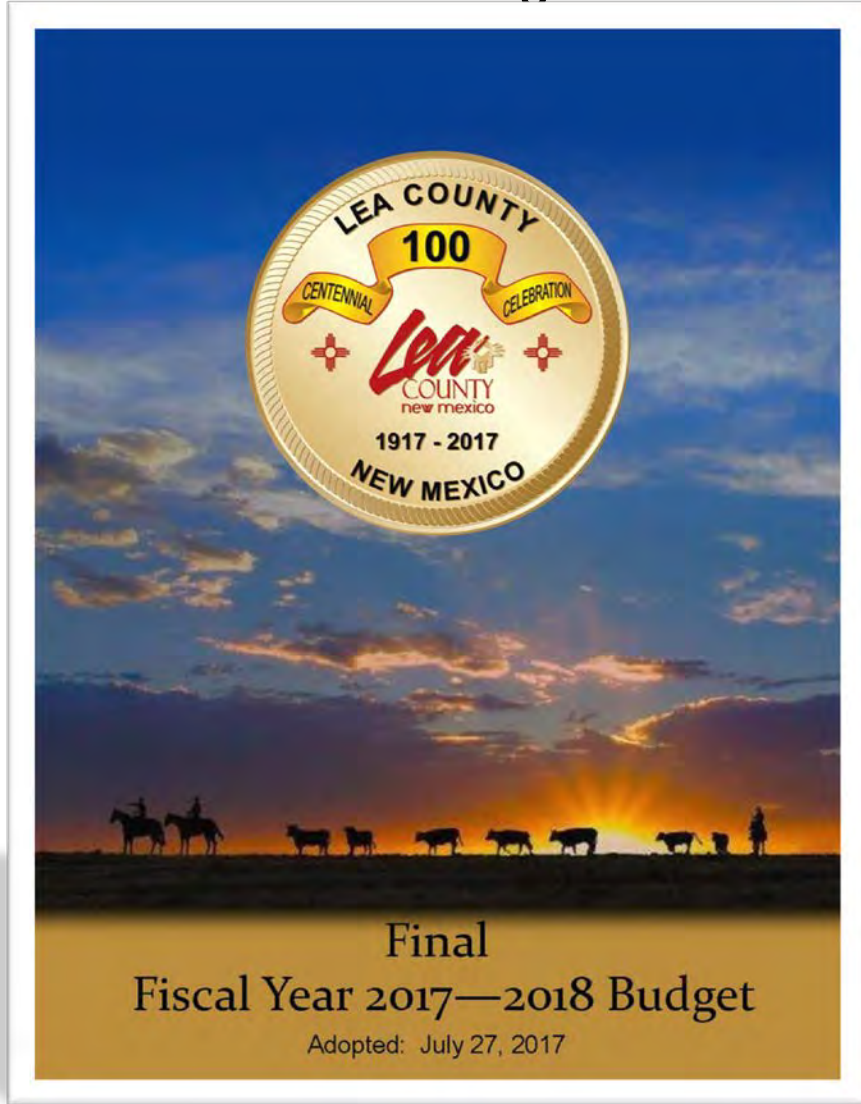
By: *Kelli Williams*
Kelli Williams, Deputy Clerk

**APPROVED AS TO FORM AND LEGAL
SUFFICIENCY:**

[Signature]
John W. Caldwell, County Attorney



Consideration of Approval of Lea County Resolution No. 17-DEC-262R Lea County's Budget Submittal to the Government Finance Officers Association's Distinguished Budget Presentation Award Program.



STATE OF NEW MEXICO
COUNTY OF LEA
RESOLUTION NO. 17-DEC-262R

DISTINGUISHED BUDGET PRESENTATION AWARDS PROGRAM
LEA COUNTY, NEW MEXICO

WHEREAS, Lea County recognizes that preparation of budget documents of highest quality contributes to the success and financial stability of the County; and

WHEREAS, the Government Finance Officers Association offers a Distinguished Budget Presentation Award based on best practices of budgeting and recognizes individual governments that succeed in the preparation of such budget; and

WHEREAS, the Lea County Board of County Commissioners has caused a budget for fiscal year 2017 - 2018 to be prepared based upon the criteria set forth by the Government Finance Officers Association Distinguished Budget Award Program.

NOW, THEREFORE, BE IT RESOLVED BY LEA COUNTY, NEW MEXICO that the fiscal year 2017 - 2018 Lea County Annual Budget be submitted for review and participation in the Government Finance Officers Association Distinguished Budget Presentation Award Program.

PASSED AND APPROVED by the governing body at its meeting December 14, 2017.

LEA COUNTY BOARD OF COUNTY COMMISSIONERS

Ron R. Black, Chair
Voted: Yes No Abstain

Rebecca, Long, Vice Chair
Voted: Yes No Abstain

Dean Jackson, Member
Voted: Yes No Abstain

Jonathan Sena, Member
Voted: Yes No Abstain

Richard Don Jones, Member
Voted: Yes No Abstain

ATTEST: Keith Manes
Lea County Clerk

**APPROVED AS TO FORM AND LEGAL
SUFFICIENCY:**

By: _____
Kelli Williams, Deputy Clerk

John W. Caldwell, County Attorney



Final
Fiscal Year 2017—2018 Budget

Adopted: July 27, 2017



Fiscal Year 2017—2018 Budget

Board of County Commissioners

Ron R. Black, Chair, District 3

Rebecca Long, Vice Chair, District 2

Dean Jackson, District 1

Jonathan Sena, District 4

Don Jones, District 5

County Manager

Michael Gallagher

Assistant County Manager

Corey Needham, P.E.

Finance Personnel

Chip Low, CPA CGMA, Finance Director

Tai Pettigrew, CPA, Assistant Finance Director



TABLE OF CONTENTS

Introduction	6
<i>FY 18 Lea County Budget Resolution</i>	7
<i>FY 18 New Mexico DFA Budget Approval Letter</i>	8
<i>Lea County Board of County Commissioners</i>	9
<i>Lea County Elected Officials</i>	10
<i>Lea County Executive Management</i>	11
<i>Sheriff Steve Ackerman Memorial</i>	12
<i>About Lea County</i>	13
<i>Lea County Demographics</i>	23
<i>Lea County Budget Message</i>	24
<i>Lea County Organizational Chart</i>	27
<i>Lea County Budget Overview</i>	28
<i>Lea County Budget and Accounting Basis</i>	29
<i>Lea County Financial Policies and Practices</i>	30
<i>Lea County Budget Process</i>	32
<i>Lea County Fund Overview</i>	33
<i>Lea County Fund Structure</i>	34
<i>Lea County Major Fund Descriptions</i>	36
<i>Long-Term Debt</i>	37
<i>FY 17 GFOA Distinguished Budget Presentation Award</i>	41
Executive Summary	42
<i>Projected Changes in Fund Balance</i>	43
<i>Lea County Budget in Brief</i>	46
<i>Personnel Budget Summary</i>	56
<i>Capital Projects Summary</i>	60
<i>Outside Agency Funding</i>	66
General Fund	69
<i>General Fund Revenue Budget 401-00</i>	70
<i>County Operations Department 401-00</i>	73
<i>Executive Department 401-01</i>	76
<i>Information Technology 401-02</i>	80
<i>Facilities Department 401-03</i>	83
<i>Clerk's Recording & Filing 401-04</i>	86
<i>Clerk's Bureau of Elections 401-05</i>	90
<i>Assessor 401-06</i>	93
<i>Treasurer 401-07</i>	97
<i>Sheriff 401-08</i>	100
<i>Probate Judge 401-09</i>	105
<i>Legal 401-24</i>	108
<i>Human Resources 401-25</i>	111
<i>Environmental Services 401-26</i>	114
<i>Events 401-31</i>	116
<i>DWI Program 401-56</i>	118
<i>Finance 401-75</i>	121
<i>Planning 401-76</i>	124

TABLE OF CONTENTS

<i>Emergency Management 401-77</i>	127
<i>Misdemeanor Compliance 401-81</i>	130
County Departments	132
<i>Assessor's Property Valuation Fund 499-46</i>	132
<i>County Clerk Recording and Filing Fund 405-54</i>	138
<i>Indigent GRT Fund 406-13</i>	141
<i>Public Works Department</i>	144
<i>Road 402-10</i>	145
<i>Farm and Range 403-11</i>	152
<i>Paving District 416-19</i>	155
<i>Lea Regional Airport 454 -18</i>	161
<i>Lovington Airport 455-18</i>	167
<i>Jal Airport 456-18</i>	172
<i>Facilities</i>	177
<i>Community Centers 404-12</i>	178
<i>Capital Projects – 430-00 - 81</i>	182
<i>Lea County Event Facilities</i>	185
<i>Lea County Event Center</i>	186
<i>Fairgrounds 460-31</i>	194
<i>Fair and Rodeo 461-32</i>	197
<i>Hispanic Heritage Night 462-33</i>	201
<i>DWI Probation</i>	205
<i>DWI Alcohol 412-43</i>	213
<i>DWI Screening 435-56</i>	216
<i>LDWI Grant 436-65</i>	221
<i>CDWI Grant 437-66</i>	224
<i>Misdemeanor Compliance 439-81</i>	206
<i>Detention</i>	226
<i>Correction Fees 415-45</i>	228
<i>Detention Center 418-23</i>	231
<i>Emergency Management/Environmental Services</i>	236
<i>Environmental GRT 411-27</i>	237
<i>Tire Recycling 426-26</i>	244
<i>Lea County Emergency Management</i>	246
<i>Maljamar Fire Dept. 407-14</i>	251
<i>Knowles Fire Dept. 408-15</i>	254
<i>Lea Regional Aircraft Rescue and Fire Dept. 409-16</i>	257
<i>Monument Fire Dept. 410-17</i>	260
<i>Knowles EMS 604 -47</i>	263
<i>Maljamar EMS 613-48</i>	265
<i>County Fire Marshall 618-79</i>	267
<i>Fire Excise Tax 619-59</i>	270
<i>Monument EMS 621-61</i>	273
<i>EMPG Reimbursement 424-77</i>	275
<i>Other Grants 431-51</i>	280

TABLE OF CONTENTS

<i>Lea County Law Enforcement</i>	285
<i>Law Enforcement Protection Grant 605-39</i>	286
<i>Jag Grant 607-67</i>	289
<i>Lea County Drug Task Force 608-41</i>	295
<i>Region VI Drug Task Force 609-71</i>	292
<i>LCDTF Forfeitures Fund 610-73</i>	298
<i>LCDTF JAG 611-74</i>	300
<i>Region VI JAG612-82</i>	302
Debt Service Funds	304
<i>Debt Service 658-58</i>	305
Enterprise Funds	307
<i>Water Service Fund 675-85</i>	308
Trust and Agency Funds	312
<i>Trust and Agency 800-70</i>	313
<i>Lea County Communications Authority 808-78</i>	316
<i>Eddy Lea Energy Alliance 809-83</i>	322
<i>Lea County Solid Waste Authority 810-20</i>	325
<i>Lea County Solid Waste Sinking Fund 811-00</i>	331
<i>Lea County Water Users Association 635-35</i>	334
Appendices	337
<i>Lea County 2017 Tax Levies</i>	338
<i>Lea County 2019 Infrastructure Capital Improvement Plan</i>	340
<i>Acronyms</i>	343

Introduction

The pages that follow comprise the annual budget of Lea County, New Mexico, for fiscal year July 1, 2017 through June 30, 2018.

The budget is intended have a dual purpose:

- To build a financial framework that will enable the County to provide the services, facilities, and infrastructure to it's citizens in a transparent, efficient, and professional manner while adhering to fiscal and legal constraints set by the Lea County Board of County Commissioners and the State of New Mexico.
- To offer the reader, through the use of financial schedules, charts, graphs, and narrative, an understanding of Lea County government, the goals to be achieved and the challenges to be overcome.



STATE OF NEW MEXICO
COUNTY OF LEA
RESOLUTION NO. 17-JUL-166R

RESOLUTION APPROVING LEA COUNTY'S 2017 – 2018 FINAL BUDGET

WHEREAS, the Governing Body in and for the County of Lea, State of New Mexico, has developed a final budget for the fiscal year 2017-2018; and

WHEREAS, said final budget was developed on the basis of need and through cooperation with all user departments, elected officials, and other department supervisors; and

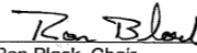
WHEREAS, the official meetings for the review of said documents was duly noticed July 14, 2017, in compliance with the State Open Meetings act; and


WHEREAS, it is the majority opinion of this Board that the final budget meets the requirements as currently determined for fiscal year 2017-2018.

NOW, THEREFORE BE IT RESOLVED that the Board of County Commissioners of Lea County, State of New Mexico, hereby adopts the final budget herein above described to be submitted for approval by the Local Government Division of the Department of Finance and Administration.

PASSED, APPROVED AND ADOPTED on this 27th day of July 2017, by the Lea County Board of County Commissioners in an open meeting in Lovington, New Mexico.


LEA COUNTY BOARD OF COUNTY COMMISSIONERS



Ron Black, Chair
Voted: Yes No Abstain


Rebecca Long, Vice-Chair
Voted: Yes No Abstain


Dean Jackson, Member
Voted: Yes No Abstain





Jonathan Sena, Member
Voted: Yes No Abstain



Richard Don Jones, Member
Voted: Yes No Abstain

Resolution No. 17-JUL-166R
LCBOC Meeting 07/27/2017
Page 1 of 2

ATTEST: Keith Manes
Lea County Clerk


Kelli Williams, Deputy

APPROVED AS TO FORM AND LEGAL
SUFFICIENCY:


John Caldwell, Lea County Attorney



SUSANA MARTINEZ
GOVERNOR



DUFFY RODRIGUEZ
CABINET SECRETARY

RICK LOPEZ
DIRECTOR

MICHAEL MARIANO
ACTING DEPUTY DIRECTOR

STATE OF NEW MEXICO
DEPARTMENT OF FINANCE AND ADMINISTRATION
LOCAL GOVERNMENT DIVISION
Bataan Memorial Building • 407 Galisteo St. • Suite 202 • Santa Fe, NM 87501
PHONE (505) 827-4950 • FAX (505) 827-4948

August 24, 2017

The Honorable Ron Black
Lea County
100 N. Main Street
Lovington, NM 88260

Dear Commissioner Black:

The final budget for your local government entity for Fiscal Year 2018, as approved by your governing body, has been examined and reviewed. The Department of Finance and Administration, Local Government Division (LGD) finds it has been developed in accordance with applicable statutes and budgeting guidelines, and sufficient resources appear to be available to cover budgeted expenditures. In addition, the *Budget Certification of Local Public Bodies* rule, 2.2.3 NMAC, requires that your entity's audit or "Agreed Upon Procedures" (per the *Tier System Reporting* rule, 2.2.2.16 NMAC) for Fiscal Year 2016 should have been submitted to the Office of the State Auditor as of this time. The LGD's information indicates that you are in compliance with this requirement. Therefore, in accordance with Section 6-6-2E NMSA 1978, the LGD certifies your entity's final Fiscal Year 2018 budget.

Please take note that state statute requires all revenue sources be expended only for public purposes, and if applicable, in accordance with the Procurement Code, Chapter 13, Article 1, NMSA 1978. Use of public revenue is governed by Article 9, Section 14 of the Constitution of the State of New Mexico, commonly referred to as the anti-donation clause.

Budgets approved by the LGD are required to be made a part of the minutes of your governing body according to Section 6-6-5 NMSA 1978. In addition, Section 6-6-6 NMSA 1978 provides that the approved budget is binding on local officials and governing authorities; and any official or governing authority approving claims or paying warrants in excess of the approved budget or available funds will be liable for the excess amounts.

Due to estimated expenditures and transfers exceeding estimated revenue, your entity's General Fund cash balance is being depleted. Careful control of expenditures and attention to revenue collection efforts is recommended to avoid further depletion of reserves.

Finally, as required by Section 6-6-2H NMSA 1978, LGD is required to approve all budget increases and transfers between funds not included in the final approved budget.

If you have questions regarding this matter, please call Erica Cummings of my staff at 505-827-4127.

Sincerely,

A handwritten signature in blue ink, appearing to read "Rick Lopez".

Rick Lopez, Director
Local Government Division

xc: file

Board of County Commissioners



District 1: Dean Jackson



District 2: Rebecca Long, Vice Chair



District 3: Ron R. Black, Chair



District 4: Jonathan Sena



District 5: Don Jones

Elected Officials



Assessor: Sharla Kennedy



Clerk: Keith Manes



Probate Judge: Sandra Goad



Sheriff: Byron Wester



Treasurer: Susan Marinovich

Management



County Manager: Michael Gallagher



Assistant County Manager: Corey Needham



County Attorney:
John Caldwell



Finance Director:
Chip Low, CPA CGMA



Human Resources
Director: Craig Bova



Emergency Management &
Environmental Operations
Director: Lorenzo
Velasquez



Facilities Director:
Erich Francke



Communications
Authority Director:
Angela Martinez



Detention Center
Warden:
Ruben Quintana



DWI & Misdemeanor
Compliance Director:
Kelly Ford

In Memory of



Sheriff Stephen Lawrence Ackerman

Lea County Sheriff's Office

End of Watch: Tuesday, January 17, 2017

HISTORY

ABOUT LEA COUNTY

Lea County was created from Eddy and Chaves counties in 1917 and named for Captain Joseph Calloway Lea, just five years after New Mexico was admitted to the Union as a State. Captain Lea was the first Mayor of Roswell and the father of the New Mexico Military Institute.

Lea County had virtually nothing to offer except the vision of a handful of hardy settlers. Wagon roads and cattle trails were the only roads connecting the sparse settlements; there were no railroads, telegraphs, daily newspaper, running streams, rivers, nor any major center of population that could properly be called a city. The mail was a horse-conveyed means of communication requiring days to be picked up and delivered.

Political realists in Santa Fe could not justify the creation of a county from an area that was little more than a vast pasture land for cattle and sheep on the semi-arid, windswept, southwestern corner of the High Plains, or Llano Estacado, cradled in the arm of the neighboring Texas to the east and south.

There were no known tax-generating natural resources other than grass and water. Little did they know, deep in the confines of the High Plains country, behind the Caprock that looked down on their rich Pecos Valley lands, was more wealth in gas, oil, and potash than had been known in all the centuries since the Spaniards had proclaimed the Kingdom of New Mexico (Source: Lea, New Mexico's Last Frontier, by Gil Hinshaw).

Once known as part of the Great American Desert, the area held no promise of open water for travelers. At one time, a spring was discovered which flowed in the early part of the year, and a tall mound of rocks was built to mark the spot. This monument was a welcome sight to the people who passed through this area. It is no longer standing, because the rocks were used to build a house. The spring still flows near Monument, New Mexico.

Lea County's history has been one of change and growth. The original settlers of this area would find it hard to believe that Lea County has become so populated and plays a vital role in the production of some of the nation's energy resources. Today, Lea County flourishes not only in oil and gas, renewable energy and nuclear industry, but also in agriculture, cattle, the dairy industry, and is the home to a state correctional institution.



COMMUNITIES IN LEA COUNTY

INCORPORATED CITIES AND TOWNS

LOVINGTON - founded in 1908 by Jim and Robert Florence Love. Robert Love first requested that the city be named Loving, but the Post Office refused stating that there was already a Loving in Eddy County.



Lovington was established at the turn of the century. The first store was built in 1908 and was named the “Jim B. Love Grocery Store”. The first post office was also housed in the store, and Jim Love was appointed postmaster. In 1917 Lea County was formed from parts of Chaves and Eddy County, and Lovington was designated as the county seat.

From the time of its establishment, Lovington was primarily a ranching and farming center. Oil was discovered in 1928 but did not have a significant impact on the economy until 1950 when the Denton pool, located nine miles northeast of Lovington, was discovered. In a short time the Denton pool had 92 flowing wells and, along with subsequent oil development, shaped the economy, labor force, and life style of present day Lovington.

Population changes in Lovington during the first half of the century reflected the steady growth in farming and ranching, while changes since 1950 have been related to the oil and gas industry. Only recently has the dairy industry begun to take part in our growth. The Census Bureau counted 411 people in the city in 1920. By 1940, the number had grown to 1,916 and between 1940 and 1960 Lovington experienced a 500 percent increase in population. Since that time the climb has leveled to the current population of 9,600. Lovington’s climate, like much of eastern New Mexico and western Texas, is characterized by warm summer days, cool nights and mild sunny winters. The summer months have average maximum temperatures in the 90s cooling down to the 60s at night while the daytime maximums in the winter range from the 50s to 60s.

Community spirit appears to have prevailed from the very first in the new town of Lovington as it still does today.

www.lovington.org/about-lovington.html

EUNICE - founded in 1909 by John N. Carson. The town is named after his youngest daughter Eunice Carson.



Settlement of Eunice

In the fall of 1908 J.N. Carson came to the southeastern corner of New Mexico to set up a homestead, which later was to become the town of Eunice, named for his eldest daughter. In the spring of 1909 he built a store and a postal office with other families beginning to follow.

The settlement was growing and they decided to build a one room school which had an enrollment of 23 children in the first year. The schoolhouse also served as a community center with Sunday school and church services being held there.

Not having paved roads did not stop settlers or the oilfield from making their way to Eunice. The first oilfield well was drilled in Lea County in 1926, though it was never a producing well. The first producing well was in 1928, and marked the Oilfield Boom which brought fluctuating flow of itinerant oilfield workers boosting the number of citizens in Eunice up to approximately 5,500 in the mid-1930s.

In 1937 Eunice's main street was a bustling mainstream of 27 cafes, 2 grocery stores, 6 bars, several pool halls, several rooming houses, a drugstore, a hotel, dry goods store, and a Baptist and Methodist Church.

Present & Future

Today Eunice boasts an estimated population of 2,606 (in July of 2005) and growing currently with

- *1 Convenience Store*
- *2 Drinking Establishments (1 requiring membership)*
- *9 Places to Dine-In or Carryout*
- *Bank*
- *Discount Store*
- *Grocery Store*
- *Health Clinic*
- *Inn and Motel*
- *Insurance Shops*
- *Lumber Yard*
- *Organizations*
- *Seasonal Tax Office*
- *Towing and Auto Service*

Many more businesses are popping up. Things are growing and the future in Eunice is going to be something to behold.

www.cityofeunice.org/129/History-of-Eunice

HOBBS - founded in 1910 by James Berry Hobbs who had the Post Office Station located in the back of the store he owned.



IT ALL HAPPENS HERE.

Hobbs is the gateway to New Mexico-the Land of Enchantment. Hobbs is the largest municipality in Lea County, the southeastern-most county of New Mexico's 33 counties, and situated on the far western edge of the Llano Estacado. Like much of southern New Mexico, the Hobbs area represents the best of the "high desert," with its blue skies and warm sunshine. The Hobbs area exhibits a truly multicultural heritage: Native American legacy, cowboy legend, farming traditions and Hispanic culture. With their agricultural roots and pioneer spirits, Lea County residents are surrounded by folklore and Western mythology, all enshrined in its museums and libraries. Amateur archaeologists can still find arrowheads left behind by the native people, including the Comanche and Apache Indians, who once ruled over these vast plains.

Geology buffs can see fossils embedded in the nearby Caprock, evidence of the different levels of the ancient Permian Sea. Among the most distinct pieces of evidence of the eons of evolution that occurred here is the complete skeleton of a woolly mammoth in southern Lea County. Caving enthusiasts can enjoy one of the most magnificent underground caverns in the world, just a short drive away at Carlsbad Caverns. Working cowboys still roam the range, herding cattle and mending fences. Of course, the ever-present oil wells dot the horizon, reminding us of the rich black gold that helps provide many of the amenities we enjoy in Hobbs. As pump jacks slowly sway back and forth, kissing the ground and then the sky, their constant slow rhythm complements the solemn stillness of the otherwise uninterrupted landscape, which yields the rich booty buried below.

Although Lea County has miles upon miles of open range, with endless horizons dotted by cattle and rows of pump jacks that are mirrored by the infamous clear sky, its five municipalities are Meccas of activity and progressive thinking. While each city is fiercely independent and proud of its own accomplishments, all five communities work closely together to provide excellent educational facilities, business opportunities, cultural events and a collective quality of life that is second to none.

Come and join us in this most-enchanted corner of the Land of Enchantment.

www.local.townsquarepublications.com/newmexico/hobbs/



JAL - founded in 1910 and named for the JAL ranch, which used this brand. Two ranchers, James A. Lawrence and James Allen Lee used the brand.



During the early 1800's, when water was plentiful and gamma grass was belly high to a horse, the Cowden boys of Midland, moved the entire John A. Lynch herd to the Monument draw, about 6 miles northeast of present day Jal. All the cattle were branded with the JAL brand from shoulder to hip. In the process of trying to rebrand the Cowdens found it too big a task, so they registered the brand under their name in Silver City, New Mexico Territory.

In 1910, Charles W. Justice built a store and post office near the JAL ranch headquarters. And a town was born. In 1916 Mr. Justice and the nesters were at odds, so Mr. Justice picked up his store, post office, and school and moved them to Muleshoe Draw which is about where the Dollar Store is located. This became the "City of Jal"


On November 1, 1927, Texas Co. brought in the first well, the Rhodes #1. Then on June 2, 1928, a second well, serving up more than 90 million cubic feet of gas a day, was brought in 6 miles west of Jal. Now we had a "boom town," with all the prosperity and problems that go with it. Then in 1929 came the Great Depression. Low crude prices caused a sharp slump in drilling and people left in droves. Jal almost became a ghost town overnight.

In the summer of 1934, the Cooper #1 brought the "Big Boom" back to Jal. By now Jal had a passenger train and people came from everywhere. Housing was in short supply and ranchers opened their homes to "roughnecks." New business sprang up everywhere and with the gas gathering system by El Paso Natural Gas, prosperity continued.

Jal has seen its share of "bust" times, but the folks in Jal are from sturdy stock and we persevere. We can be proud of our city government, our outstanding Chamber of Commerce, a great newspaper, and outstanding schools. No wonder we call Jal "HOME!"

www.cityofjal.us/history

TATUM - founded in 1909 by James A. Tatum. Tatum submitted three possible names to the Post Office so that they would locate a Postal Station in the store he owned. The names were Tatum, Martha James, and Bilderback, the government officials chose Tatum.



James G. Tatum arrived in the Tatum area sometime in August 1909. He and a friend from Ranger Lake built a combination house and store located at the intersection of present-day Hwy 380 and Hwy 206. He applied for a post office in December 1909. Tatum's population is approximately 798.

www.townoftatum.org

UNINCORPORATED COMMUNITIES



BUCKEYE - founded in 1939. This oilfield community was named after the Buckeye Sheep ranch.

CAPROCK - founded in 1913. Caprock was named by Charles E. Crossland for the nearby Caprock. Mr. Crossland planted many cottonwood trees near and around his encampment.

HUMBLE CITY - founded in 1930. This town was named after Humble Oil Company.

KNOWLES - founded in 1903 by Ben L. Knowles. Knowles was the second town to be founded in Lea County, and for a number of years had the largest population.

MCDONALD - founded in 1912 and named for William C. McDonald. Mr. McDonald was New Mexico's first governor, 1912-1917.

MALJAMAR - founded in 1926. The name was a combination of Malcolm, Janet, and Margaret, children of William Mitchell, the founder of Maljamar Oil & Gas Company.

MONUMENT - founded in 1900 and was the first town in Lea County. Monument was named after the mound of rocks that were placed there by passing cowboys to mark the location of the spring.

OIL CENTER - founded in 1937 and named for the Phillips Petroleum and El Paso Natural Gas plants located in that territory.

TOPOGRAPHY

Lea County is located in the southeastern corner of New Mexico, approximately 325 miles southeast of Albuquerque, New Mexico. Situated at an average elevation of 4,000 feet above sea level, Lea County is characterized most often by its flat topography. The County covers 4,393 square miles or approximately

2,822,522 acres which is three times the size of Rhode Island and only slightly smaller than Connecticut. From north to south the County spans 108 miles and at 44 miles at its widest point.

CLIMATE

Lea County enjoys a moderate four-season climate. Frequent rain showers and thunderstorms from June through September account for over half the annual precipitation. Winds of 15 mph or more occur from February through May. Winter brings subfreezing temperatures at night but becomes considerably warmer during the day. Winter and its subzero temperatures are only for a short duration of the year. Destructive storms seldom strike the County, but minor damage results from thunderstorms or hailstorms that are experienced about once a year.

SOIL

The fertile soil of Lea County consists primarily of sandy loam soil with a few areas of clay loam soil. The clay components make the overall soil high in natural nutrients like potassium, calcium and magnesium. The County's soil offers growers the appropriate conditions for many different crops.

EDUCATION

Lea County has two post-secondary schools located in Hobbs. The University of the Southwest provides Bachelors and Master's Degree programs.

New Mexico Junior College, also located in Hobbs, provides Associate degrees and vocational programs.



Lea County also has the Small Business Development Center, which provides services consisting of counseling and resources to the business community. One-on-one counseling services offer the business community the information and guidance needed in order to either run a successful business or opening a new business.

The Industrial Development Training Program provides classroom and on-the-job training. This program is directed primarily toward manufacturers but it can also be used to assist businesses in the service sector.

RECREATIONAL OPPORTUNITIES

GOLF - Several golf courses are located throughout the County, including a new golf course, Rockwind Community Links, which opened in 2015. The award winning facility includes a championship 18-hole golf course, a 9-hole par-3 course, a dual ended practice range and multiple short game areas.



PARKS - Lovington is the home of the 80-acre Chaparral Park, which includes a 20-acre lake with fishing, volleyball, basketball and softball facilities. The City of Jal has five parks, Jal Lake, and a golf course as well as camping facilities. Eunice offers Stephens Lake, Marshall Park, and the Eunice Municipal Golf Course. Hobbs offers several parks, pools, and sports centers for the youth in the community.

EVENT CENTER - Lea County operates an Events Center with a seating capacity of approximately 6,000 people.

FAIRGROUNDS - Lovington is home to the Lea County Fair and Rodeo every August; the fairgrounds have an arena, which the children use during the year for LCJRA.

WHAT'S GOING ON IN LEA COUNTY?

NMAC Summer Conference

In July 2016, Lea County hosted the New Mexico Association of Counties Conference. For the conference, there were 707 attendees representing all 33 counties and all 21 affiliates.



Attendees had the opportunity to stay at the Zia Park Casino, Hotel, & Racetrack. During the conference, over 1,600 rooms were booked and over \$150,000 was profited. Out of the profit, there was a gain of \$7,500 in City Hobbs Tax and \$10,200 in NM State Tax. During the conference, NMAC Edge Classes were held at the New Mexico Junior College, 89 attendees participated in the “Roadeo Games”, and 70 attendees participated in the NMAC Golf Tournament at the Rockwind Community Links.

Lea County has 4 members that currently hold positions in NMAC Boards. Rebecca Long, County Commissioner for District 2 is the Vice President of the NMAC Board of Directors and NMAC Executive Committee. Mike Gallagher, County Manager is the Chair for the NMAC Chair Affiliate; Chip Low, County Finance Director, is the Chair for the NMAC Finance & Purchasing Affiliate; Kelly Ford, DWI Director, is the Chair for the NMAC DWI Affiliate.

Lea County Centennial 1917-2017

Lea County celebrated its 100th birthday on March 17, 2017. The Lea County Centennial Planning Board consists of 12 members, all representing cities and towns throughout Lea County. The celebration will be held on weekends during the month of March and will include events such as:

Center of Recreational Excellence (CORE)

Lea County has teamed up with the City of Hobbs, JF Maddox Foundation, NMJC, Hobbs Municipal Schools, and the University of the Southwest to construct a new recreational facility. Scheduled to open in the Spring of 2018, the 158,000 square foot facility will include:

- Indoor Water Park
- Indoor Soccer Field
- Indoor Sports Court
- Indoor Playground
- Indoor Track
- Competition Pool
- Warm Therapy Pool
- Exercise Rooms
- Fitness Equipment

The indoor aquatic and recreational facility will cost an estimated \$63.5 million dollars and is geared toward improving the Quality of Life in Lea County. Residents in surrounding communities are looking forward to the new facility.



Lea County Demographics

Population

2017 73,144

Age (2017)

Under 5 years 8.41%
 5yrs—19yrs 24.67%
 20yrs - 64yrs 56.05%
 65 & older 10.87%

Sex (2017)

Male 51.46%
 Female 48.54%

Race (2017)

White 37.48%
 Hispanic 56.56%
 Black 3.69%
 Other 2.27%

Housing

Housing Units (2017) 26,318
 Owner Occupied 66.43%
 Renter Occupied 33.57%

Households

Persons per household 2.75
 Avg. Household Income \$62,785

Workforce (2017)

Labor Force 26,456
 Total Employment 24,358
 Total Unemployment 2,098
 Unemployment Rate 7.9%
 Avg. Weekly Wages \$897

Education (2017)

High School 31.19%
 Some College 21.14%
 Bachelor's Degree 8.00%
 Graduate Degree 5.46%

Top 5 Industry Wages

Manufacturing \$2,240
 Utilities \$1,740
 Mgmt. Of Companies \$1,641
 Mining \$1,389
 Transportation & Storage \$1,267

Avg. Weekly Wages

1st Qtr. 2017

Principal Employers

Hobbs Municipal Schools 1,087
 Nor-Lea Hospital 484
 City of Hobbs 482
 Ferguson Construction 400
 Walmart Supercenter 386

Workforce

Source: Economic Development Corporation of Lea County and the New Mexico Department of Workforce Solutions



FY 2017 - 2018
Adopted Budget

Budget Message

July 12, 2017



To the Lea County Board of County Commissioners,

It is with much enthusiasm and pride that I submit for your consideration the Lea County 2017-2018 Annual Budget. This balanced budget was developed in accordance and in compliance with the State of New Mexico Statutes and with Lea County’s policies and procedures and is the result of a comprehensive team effort. The 2017-2018 Lea County Budget is the culmination of continuous communication and corporation from Lea County’s Elected Officials and the Administrative Directors; a transparent and open public process; a cautious and fiscally conservative approach of forecasting the County’s revenue; with the ultimate goal of continuously improving the County’s level of service to our much appreciated Lea County residents by implementing the direction, goals and policy established by the Lea County Board of County Commissioners.

This budget represents an ongoing effort to intentionally and systematically align county operational and capital expenditures with Lea County’s Mission statement: **“Lea County shall be results-oriented, accountable to the public, with professional and regional leadership focused on economic vitality, healthy lifestyles, quality of life and safety of the community”**, the County’s current Five Year Strategic Plan and ongoing discussions with the County Commission.

This proposed budget continues forward with several priorities to improve infrastructure, and county facilities, while maintaining a fiscally conservative approach. In late 2016, the County awarded a request for proposal for the construction of the new Lea County Judicial Complex, budgeted at more than \$31,000,000. With the award of this project, the County will see an increase in drawdowns from the county’s available cash to pay for the construction cost. The cash drawdowns for this upcoming year will be a change from the previous fiscal years, though, this is anticipated and with sound fiscal planning and by increasing the County’s savings year to year, Lea County is prepared for the expected cash drawdowns for the new Judicial Complex.

Budget Highlights:

- Total Proposed Budget (All Funds): \$146,535,861
- Total General Fund Budget: \$28,276,020 (prior to transfers)
- Total Capital Improvement Budget: \$77,633,547
- Total personnel: 349 approved FTE, budgeted at \$28,579,988
- Total Grant funding: \$18,432,519

While the development of the budget requires attention and review throughout the year, the County Commission approved the 2017-2018 budget development process at their February 16, 2017 board meeting. Section 2 of the Strategic Plan was used as a guideline in the development of the 2017-2018 budget:

1. Collaboration & partnership with local communities, agencies and government entities is essential for success;
2. County employees are valued;
3. Continuous communication with the public is beneficial and necessary;
4. Leverage resources to the fullest extent to maximize the return to the public and minimize cost to the tax payer;
5. Public employee’s involvement and participation is beneficial, needed and valued;
6. Transparency and ethical decisions making continue to be the framework in which the County operates;
7. The responsibility to be good stewards of the public finances; and

8. Continuous interaction with the State of New Mexico and statewide organizations is required to protect the County's interests.

The allocation of funding and budgeted items are aligned with the County's five-year Infrastructure and Capital Improvement Plan as well as the County's Five Year Strategic Plan:

Strategic Plan Accountability Goal Statement: "Lea County is responsible for the public's tax dollars in a fiscally conservative and transparent manner." Consistent with specific performance measures, the County's budgeted operational expenditures do not exceed budgeted revenue. The County started the fiscal year with total available cash balance of \$86,993,614, to include a General Fund beginning cash balance of \$67,453,016. The County budgeted total revenue for 2017-2018 of \$82,465,145, to include \$45,110,726 of General Fund revenue, with General Fund operational expenditures at \$28,276,020 - well within the revenue budgeted. While the County has at times budgeted a reserve equal to six months of operational expenditures, for this year the County's reserve balance of \$7,103,211 is equal to three months of operational expenditures, which is in accordance with the State's mandate and adheres to the Government Finance Officers Association (GFOA) recommended best practice. The State of New Mexico is faced with revenue shortfalls, hence the County is concerned that the State may introduce legislation that will either claw back or redirect county funds and revenues to the State's coffers, similar to the legislation known as SB268.

Later in the fiscal year the County may consider a budget adjustment to fully fund six months of operational reserves. Financial transparency continues to be of the utmost importance for the County. This budget includes \$80,325 in new financial reporting and budgeting software so the County may operate in a more efficient and streamlined manner while providing more user friendly financial reporting for the public to view. This fiscal year the County has more than \$77,000,000 budgeted for various capital outlay projects, to include construction of the new 93,000 square foot judicial complex - with no additional debt to the taxpayers of Lea County.

Strategic Plan Economic Growth and Vitality Goal Statement: "Lea County is a community that has economic growth and diversification." The County has budgeted \$2,440,000 in direct funding of service agreements with local economic development agencies to further grow Lea County's economic base and to create more jobs. Consistent with specific performance measures, the County budgeted \$370,000 in housing initiatives to continue to promote new housing construction to meet the demands of our ever growing population. In terms of taxing obligations, Lea County maintains a competitive advantage over nearly all jurisdictions in the State of New Mexico with low property taxes.

Strategic Plan Infrastructure and Facilities Goal Statement: "The County shall provide a safe, reliable and efficient transportation network, and county facilities shall be maintained and shall meet the changing needs of the public." This year \$2,500,000 is budgeted to improve strategic roads and intersections that are targeted as part of the County's aggressive program to improve county roads. This fiscal year the County will work towards completing a design to expand the terminal at the Lea County Regional, with phased construction to provide the appropriate space and amenities at the County's regional airport. County staff will continue to work on two large projects: 1. Construction of the new Lea County Judicial Complex and 2. Remodel of the Historic Lea County Courthouse. Budgeted at \$31,350,000 and \$10,200,000 respectively. Both of these projects are 100% funded without any additional long term debt obligations to the County.

Strategic Plan Quality of Life Goal Statement: "Lea County shall have a variety of recreational & cultural amenities with access to convenient & quality healthcare." The County maintains several facilities that are known as "community centers" throughout Lea County. These facilities serve a vital role in providing communities opportunities for recreation and community building. Consistent with specific performance measures, the County has budgeted \$500,000 for improvements to the County community centers. Additionally, the County intends to make further improvements at the Lea County Fair Grounds with the \$1,000,000 that is budgeted this year and improvements at the Lea County Event Center with more than \$1,300,000 of funds budgeted this year. Through partnerships with local agencies that serve the indigent and underserved populations in Lea County, more than \$540,000 was budgeted this year to support these causes.

Strategic Plan Safety Goal Statement: "Lea County shall be a safe community without crime." The new judicial complex is expected to be substantially completed in fiscal year 18-19. In preparation of this new facility, the budget proposes an increase of operational expenditures of \$1,750,000 for the upcoming fiscal year to, in part, hire and train new staff at the Sheriff's Office to provide adequate security at the new judicial complex. The budget proposes to add 10 replacement vehicles for the Sheriff's Office and more than 25% of the County's approved FTE's are positions with a direct public safety function.

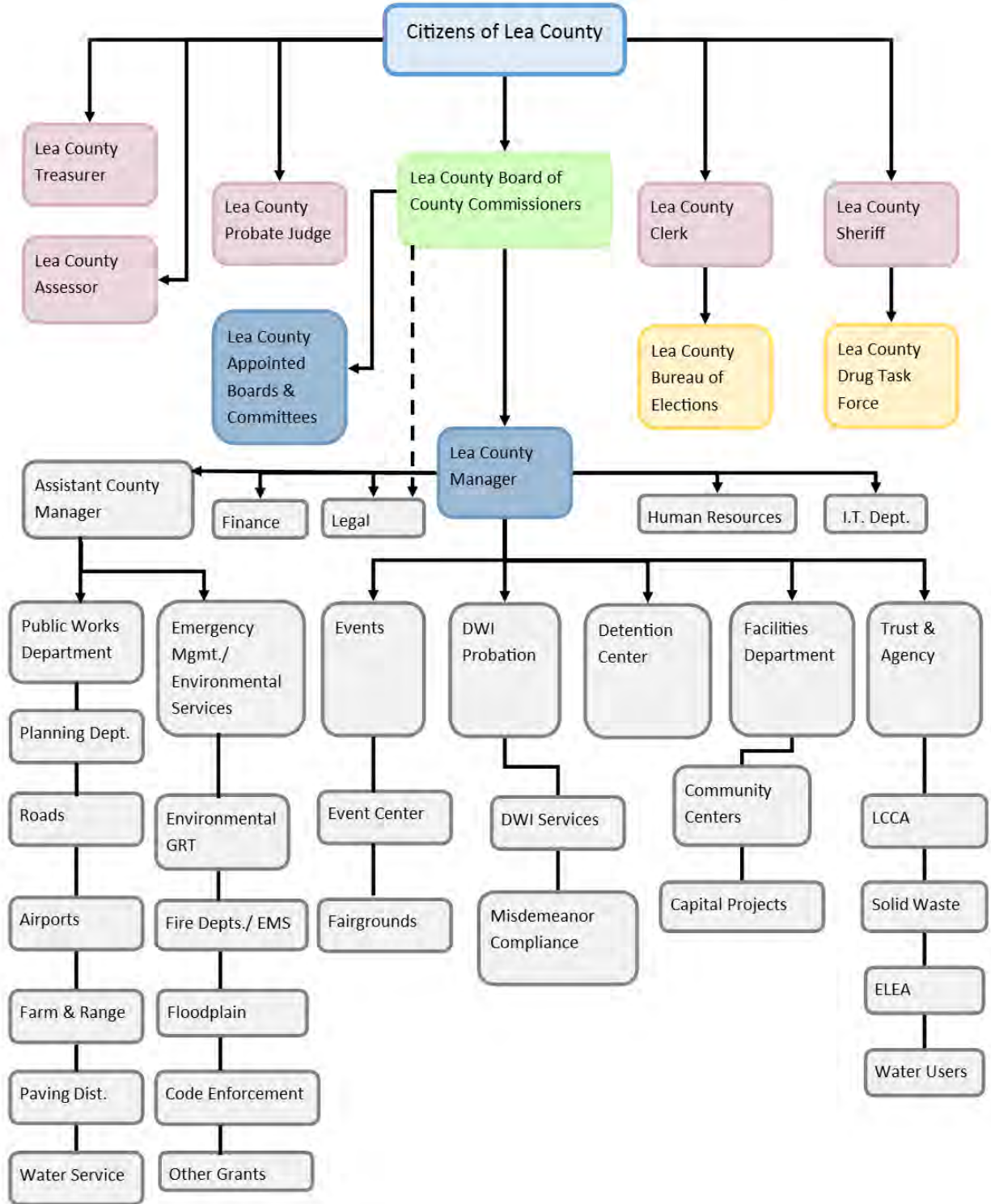
This budget is the result of a comprehensive team effort. Commissioners, thank you for your meaningful input and direction. I also wish to thank the Offices of the County Assessor, County Clerk, County Probate Judge, County Sheriff, and County Treasurer

for their cooperation during the budget development process. And I wish to express my gratitude to our county directors and staff for their contributions especially Sandy Stout-Brito, Lyn Edwards and Chip Low for their patience, persistence and problem-solving skills! I am confident that this budget well serves the residents of Lea County. The **“Budget in Brief”** pages provide a closer look into the 2017-2018 budget.

Respectfully submitted,

Mike Gallagher
County Manager

Lea County Organization Chart



Lea County Budget Overview

The Fiscal Year 2018 annual budget for Lea County is intended to serve as the following:

Policy Document

The budget is a portrayal of the Lea County Commission's priorities, goals and objectives represented in the Mission and Vision statements, as well as the Strategic Initiatives included in the *Introduction* section. This document serves as a written guide to county staff and Lea County citizens of the goals and objectives of the County Commission and the projects supported.

A Financial Plan

The budget is presented to show the proposed revenue and expenditures by Lea County for the fiscal year. This budget outlines the services provided by the County and the funds needed to provide those services. It is the intent of the County Commissioners to meet the needs of Lea County while maintaining a high level of fiscal responsibility along with maintaining a balanced budget. The financial and budget policies are presented in the *Introduction*.

An Operations Guide

An organization chart is provided in the introductory section that shows how Lea County is structured to supply the services needed to support the Citizens of Lea County. Each departmental budget, along with a mission statement, functions and goals is presented by County Department and fund type. A summary of the salary budget is presented in the *Executive Summary* and detail for each department is presented along with the fund budget. A summary of the capital budget is also presented in the *Executive Summary* along with a detailed discussion in the respective fund budget.

A Communications Device

The following sections contains an overview of the budget development and approval process. The budget is designed to provide a simple format by which Lea County citizens and others can review and assess the sources and uses of funds in a simple, concise manner. Charts and graphs are included throughout the budget in order to help the reader better understand the historical and budgeted operations of Lea County.

Budgeting and Accounting Basis

County Classification

Lea County is classified by the State of New Mexico as a “local public body” by definition in the New Mexico state statutes.

“6-6-1. DEFINITIONS.--“Local public body” means every political subdivision of the state which expends public money from whatever source derived, including but not limited to any county, incorporated municipality, or special districts, and land grants registered with the New Mexico secretary of state’s office. Also under the definition are mutual domestic water associations, soil and water conservation districts, water and sanitation districts, watersheds, draws, medical clinics, hospitals, hospitals districts, regional transportation districts, flood control authorities, natural gas associations, public improvement districts, and regional housing authority districts if required by the audit rule. [2.2.3 NMAC-N, 6/1/2008]”

Basis of Accounting

As a local public body, Lea County is also required to report revenues and expenditures to the NM-DFA on a cash basis quarterly. Because of this reporting requirement, the County’s financial activity is recorded on a cash basis where revenue is recognized when cash is received and expenditures are recognized when cash is spent.

However, the County also falls under the jurisdiction of the New Mexico Office of the State Auditor (NM- OSA).

The NM-OSA requires that annual financial statements for the County be on a full accrual basis. This means revenue should be reported when it is earned and expenditures should be matched to the period in which they helped to earn the revenue.

To meet this requirement, Lea County retains the services of an Independent Public Accountant to convert the County’s cash basis financial activity to accrual basis annual financial statements. The cash basis activity and the accrual basis statements are audited and an opinion is issued by the Independent Public Accountant.

Audited financial statements are available on the Lea County website at www.leacounty.net for public inspection.

Basis of Budgeting

As a local public body, Lea County is required to follow the rules and procedures for budgeting as set by the New Mexico Department of Finance and Administration (NM-DFA). NM-DFA requires that local public bodies prepare an annual budget on a cash basis.

With a cash basis budget, the revenue budget is based on actual cash expected to be received and the expenditure budget is based on the expected cash to be spent, rather than on an accrual basis, which recognizes revenue when it is earned and expenditures when they are incurred.

A full-accrual budget will recognize and estimate values for which no cash may actually be received or paid during a specific period. Cash budgets only plan for cash inflows and cash outflows.

Policies and Practices

Budgeting

The State of New Mexico, Department of Finance and Administration - Local Government Division (DFA-LGD) regulates the budget process of all New Mexico local public bodies. The LGD is authorized to prescribe the form for all budgets, books, records and accounts for local public bodies.

Annual Budget: New Mexico State Statute requires each local public body to furnish and file with the DFA-LGD a proposed budget for the next fiscal year on or before June 1 of each year.

A final budget must be submitted to the DFA-LGD no later than July 31 of each year. The final budget is certified by DFA-LGD by the first Monday in September of each year.

A budget, balanced at the fund level is required. Current cash balances may be used to balance each fund. A balanced fund budget is defined as one in which expenses are less than or equal to beginning cash balance plus revenues and net transfers into a fund.

Cash Reserves: A cash reserve of 3/12th of expenditures is required for the General Fund. The Road Fund is required to have a cash reserve of 1/12th of expenditures.

Budget Adjustments: The County Manager and Finance Director regularly review the budget and recommend budget adjustments to the County Commission as necessary.

Budget adjustments must be approved by the County Commission through resolution and submitted to the DFA-LGD for approval. Budget adjustments are posted to the County's financial system when DFA-LGD approval is received.

Quarterly Reports: Cash-basis quarterly reports, disclosing revenue, expenditures and budget balances, are submitted to the DFA-LGD by the last day of the month for the preceding quarter.

No fund may be in a budgeted deficit position or in an actual cash deficit position at the end of any fiscal year.

Monthly Reports: Budget reports identifying revenues received and expenditures to date and budget balances are prepared and issued to the County Manager and Department Heads on a monthly basis.

The County Manager and Finance Director prepare a monthly report that is presented to the County Commission during a regular public meeting. The report identifies revenues received and expenditures to date and budget balances.

Financial Reporting

The New Mexico Office of the State Auditor (OSA) regulates the financial reporting of all New Mexico political subdivisions, as well as the auditing of such reports. The OSA requires that financial statements and notes to the financial statements be prepared in accordance with accounting principles generally accepted in the United States of America.

Governmental accounting principles are identified in the *Codification of Governmental Accounting and Financial Reporting Standards* (GASB), latest edition.

Capital Improvement Plan

Lea County updates its five-year Infrastructure Capital Improvement Plan (ICIP) each year. Public input is requested prior to adoption of the plan. Projects are prioritized and are included in the annual budget accordingly. The 2019-2023 ICIP can be found on pages 340-342 in the appendix.

Investments

The Lea County Board of County Commissioners also serves as the Lea County Board of Finance. The Board of Finance has approved an investment policy which adheres to New Mexico State Statutes. The County Treasurer prepares and distributes a quarterly investment report that is reviewed by the Investment Committee consisting of the County Treasurer, Chairman of the Lea County Board of Finance, Lea County Finance Director and one member at large.

A monthly investment report is included with the monthly Treasurer's Report.

Revenue

Lea County estimates and projects revenue conservatively, taking into consideration prior year(s) data, rate adjustments, expected economic trends and any applicable legislative changes.

Expenditures

All expenditures are reviewed for procurement policy requirements based on New Mexico State Statute and for funding availability in the current year budget. Expenditures reports are sent to each department weekly.

Inventory of Fixed Assets

Fixed assets with a value greater than \$5,000 are placed on the inventory list.

An annual physical inventory, as required by New Mexico State Statute, is conducted to account for all fixed assets. All dispositions are approved in advance by the Lea County Board of County Commissioners and the New Mexico Department of Finance and Administration.

The drives of all computers are erased prior to disposition and a certification is sent to the Office of the State Auditor.

Lea County Budget Process

Date	Action Taken
February 2017	Directive issued by the Lea County Manager and Finance Director to begin preparation of the FY 17/18 Budget by completing the initial departmental personnel, operations and capital budgets for submission in late March 2017.
February 2017	Outside Agency funding requests are received by February 23, 2017 for review and inclusion in the preliminary budget. Notices were sent to the agencies in January 2017 informing them of the opportunity to request funding.
March 2017	The County Manager and Finance Director present an overview of the budget process to the County Commission on March 9, 2017, discussing the current revenue and expenditure assumptions along with constraints.
March - April 2017	Elected officials and department directors submit budgets and meet with the County Manager and Finance Director March 24 - April 7, 2017.
April 2017	A review and discussion of the preliminary budget is held during the County Commission meeting on April 27, 2017. Public input is requested.
May 2017	A preliminary budget is approved during a County Commission meeting on May 11, 2017 and submitted to the New Mexico Department of Finance and Administration for approval by the due date of June 1, 2017.
June 2017	Approval of the preliminary budget is received from the New Mexico Department of Finance and Administration on June 9, 2017.
June 2017	A review and discussion of the final budget is held during the County Commission meeting on June 8, 2017. Public input is requested.
July 2017	Prior year budget adjustments are posted for June 30, 2017 and ending cash balances are transferred to FY 18 budget as opening cash balances as of July 1, 2017.
July 2017	A review and discussion of the final budget is presented by the County Manager and Finance Director during the County Commission meeting on July 13, 2017. Opening cash balances and projected changes in fund balance is discussed. Proposed changes from the preliminary budget are submitted for discussion.
July 2017	The final budget is presented to the County Commission for approval on July 27, 2017. The approved final budget is due to the New Mexico Department of Finance and Administration for approval by July 31, 2017.
August 2017	Approval of the final budget by the New Mexico Department of Finance and Administration is received no later than August 31, 2017.

How To Amend The Budget

The budget is reviewed monthly for areas that may require an adjustment. Requests for adjustments, along with justifications for the adjustments, are submitted to the Finance Department for review by the Finance Director and the County Manager. A County resolution and a New Mexico Department of Finance Administration (NM-DFA) resolution is considered for approval by the Lea County Board of County Commissioners. Once approved, the resolutions are submitted to NM-DFA for review and approval. Budget adjustments are posted to the current year's budget once approval is received from NM-DFA. The budgetary level of control is at the line item level for the Lea County Board of County Commissioners and the fund level for the NM-DFA.

Lea County Funds Overview

There are three broad categories of funds within the Lea County budget. They are:

Governmental Funds - typically used to account for tax-supported activities.

Proprietary Funds - used to account for business-type activities within a government where activities are supported, to some extent, by fees or charges.

Fiduciary Funds - used to account resources that do not belong to the government and cannot be used to support the government's operations, but are held by the government in trust or as fiscal agent.

Each of the above broad categories contain fund specific to that category.

Governmental

General Fund - used to account for all resources not required to be accounted for in another fund.

Special Revenue Funds - used to account for specific revenue sources that are legally restricted, or restricted by the governing body, for a specific purpose.

Debt Service Funds - used to account for the accumulation of resources to service long-term debt and for the principal and interest payments on such debt.

Capital Projects Funds - used to account for the acquisition, construction, or improvement of major capital facilities. Use of it is not mandatory.

Permanent Funds - used to account for resources that have been set aside by legal restriction to the extent that only interest earnings may be expended, but not designated principal.

Proprietary Funds

Enterprise Funds - may be used to account for activities that require payment of a fee or charge for goods and services received, but must be used for those activities where fees and charges are used to recover direct costs.

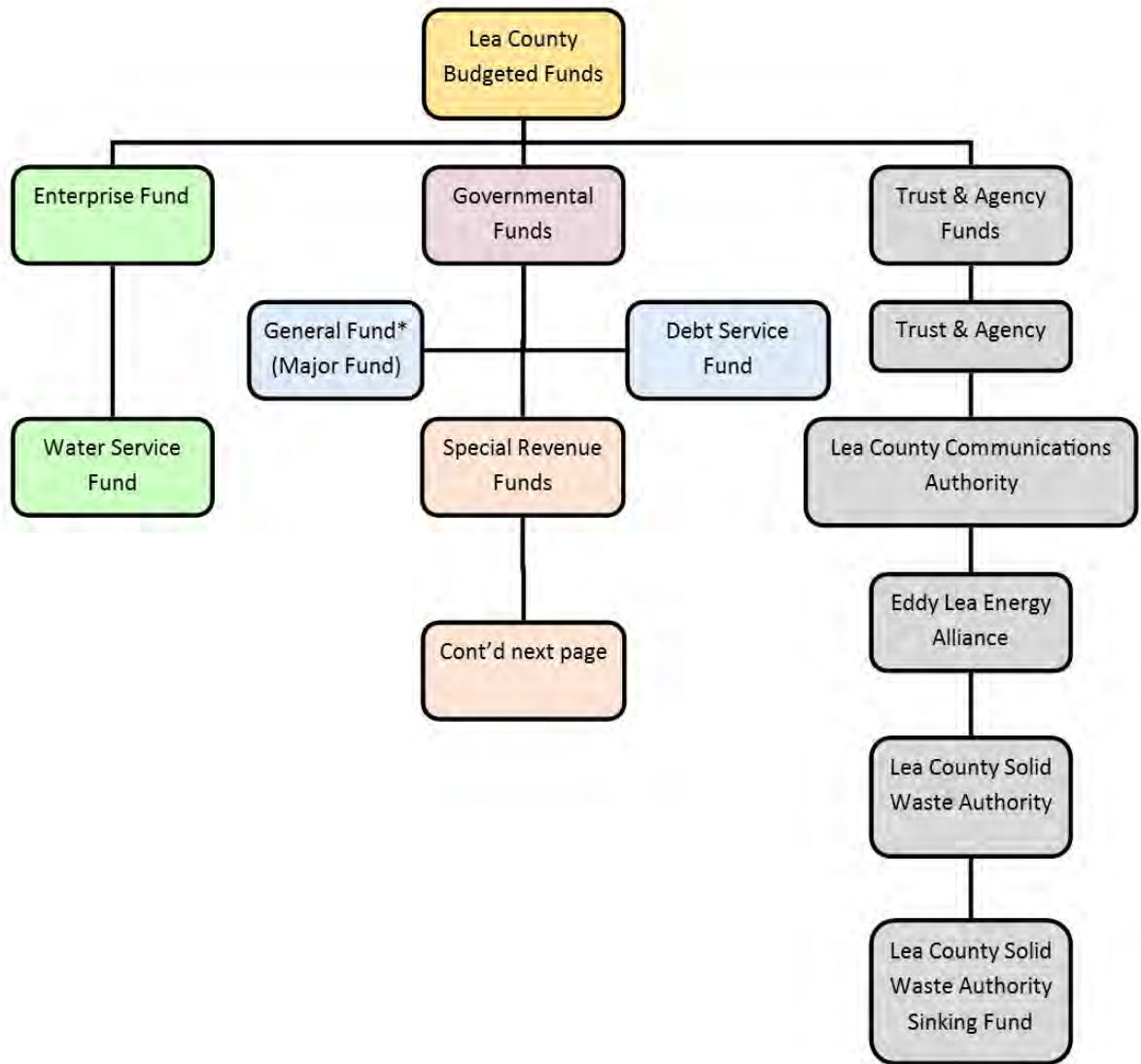
Internal Service Funds - used to account for business-type activity within the governmental entity, where goods and services are provided to departments, other funds, or component units on a cost-reimbursement basis.

Proprietary Funds

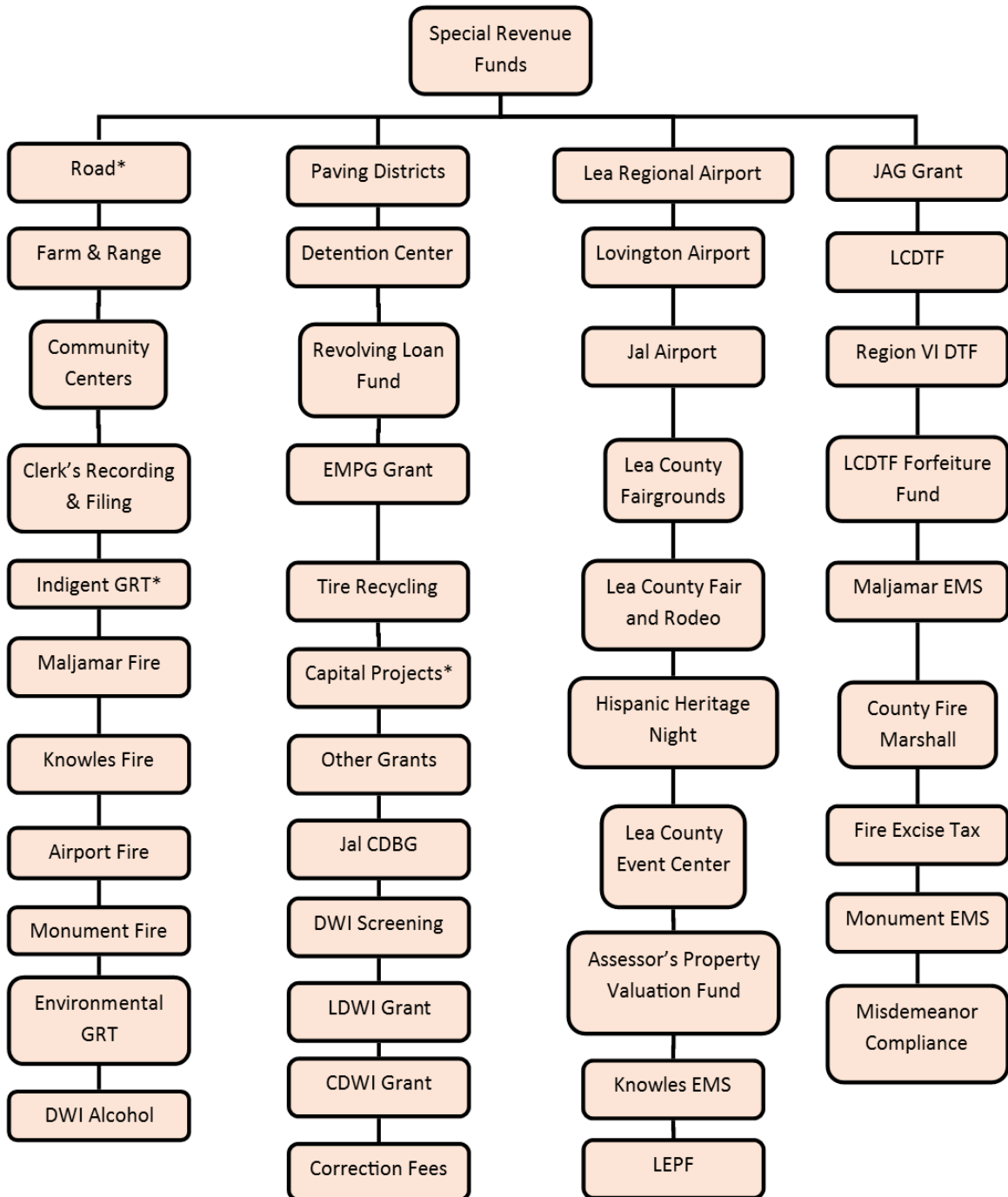
Agency Funds - used to account for resources held in a custodial capacity.

Trust Funds - used to account for financial activity as the result of a trust arrangement.

Lea County Fund Structure



Lea County Fund Structure (Cont'd)



Lea County Major Fund Description

General Fund:

The General Fund accounts for all financial resources of the general government not otherwise required to be accounted for in separate funds due to State statute or grant stipulation. The General Fund raises the majority of its revenue via oil and gas, and property taxes, with additional revenue from other taxes, grants and charges for certain services and permits.

Road Fund:

The Road Fund is used to account for accumulation of resources for the construction and maintenance of County roads. The Road Fund relies primarily on transfers of funds from the General Fund to finance its operations but does receive significant State and Federal grant funding as well as additional revenue from gasoline taxes and charges for services and permits.

Capital Projects Fund:

The Capital Projects Fund accounts for all financial resources allocated for the construction or purchase of fixed assets. The Capital Projects Fund receives its revenue through capital grants not otherwise required to be accounted for in a special revenue fund and transfers from the General Fund.

Indigent Claims Fund:

The Indigent Claims Fund is used to account for financial resources of the County that are required to be used for health needs of indigent County residents. The funds principal source of revenue is a County-wide 1/8th% Gross Receipts Tax.

Long Term Debt

Revenue Bonds

Current debt obligations total \$6,365,000 and the associated interest at a rate of 2.140%. The revenue bonds were issued in March of 2013 in the amount of \$10,000,000 as refunding of a 2003 prior issue.

The original debt of \$13,595,000 was issued to partially fund the \$23,000,000-dollar Lea County Detention Center, completed in Fiscal Year 2006. The Detention Center, located in Lovington, New Mexico houses a maximum of 400 inmates in four separate cell blocks.



Revenue bonds are issued pursuant to Section 4-62-1 through 4-62-10 NMSA 1978 by pledging specific recurring revenue sources. Revenue bonds do not require voter approval and are issued by an ordinance adopted by the governing board.

Lea County has pledged a .125% gross receipts tax to service the debt for the Lea County Detention Center.

The original issue of \$13,595,000 has been refunded twice - most recently in March 2013.

When the current 2013 refunding bonds were issued, the gross receipts revenue was sufficient to provide 4 times coverage - or revenue generated per year equal to more than 4 times the amount needed to pay principal and interest obligations.

According to Section 4-62-1.B, NMSA 1978 funds remaining from the pledged revenue stream after debt service obligations have been met for the fiscal year may be transferred to any other fund of the County. Lea County transfers remaining funds to the General Fund.

New Mexico counties, cities, towns and villages are not allowed to become indebted in the aggregate exceeding 4 % of the value of the taxable property within the entity as shown by the last preceding assessment for state or county taxes.

Based upon Lea County's most recent total valuation of \$3,595,509,017 the current debt limit per the New Mexico Constitution is \$143.8 million. Lea County's current indebtedness totals \$6.4 million.

This low level of debt is indicative of the stance the current and preceding governing boards have taken with regards to debt. With proper planning, Lea County has been able to construct a new Sheriff's Department, participate in the construction of the Emergency Operations Center and Lea County Communications Authority facility, and improve and enhance the Lea County Fairgrounds without issuing debt. Lea County is currently constructing the a Judicial Complex that has a total

projected cost of \$35 to \$45 million. The total cost will be paid from reserves without requiring any additional debt. Lea County has also reserved \$10 million to complete a renovation of the Historic Lea County Courthouse into the County administrative facility. Architectural and design services for this project will begin in early 2018 with renovations expected to begin in early 2019.

Lea County is also planning to expand the terminal at Lea County Regional Airport to accommodate the larger regional aircraft now being used by the major airlines. Construction is planned to begin sometime in 2019. Lea County is currently seeking grant funding and will also reserve cash for this project. Revenue bonds may be required to supplement the project and if so, the issue would not be until FY 19 or later.

The .125% GRT, with current interest rates in the municipal bond market, would most likely support a second issue and still provide for two-times debt coverage.

Another potential source of cash for long-term debt is the New Mexico Finance Authority.

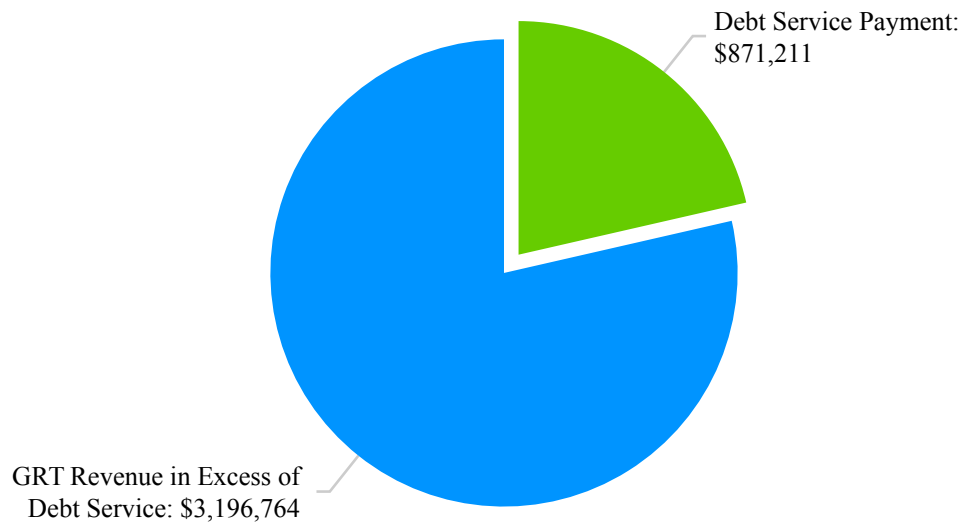
To ensure the best interest rate when issuing debt, Lea County obtains a rating from *Moody's Investors Service*.

With a rating of A1, Lea County's bonds are considered to be in the higher end of the "A" category.*

Description of Rating Categories	
Rating:	Obligations are:
Aaa	Highest quality - subject to lowest level of risk
Aa	High quality - subject to very low credit risk.
A*	Upper -medium grade and subject to low credit risk
Baa	Medium - grade and subject to moderate credit risk
Ba	Speculative and subject substantial credit risk
B	Speculative and subject to high credit risk
Caa	Speculative of poor standing and subject to very high credit risk
Ca	Highly speculative and are likely in, or very near default - possibility of recovery of principal and interest
C	Lowest rated and typically in default - little possibility of recovery of principal and interest

The graph below depicts the current projected coverage of the 2013 Series Refunding Revenue Bonds. Projected coverage for FY is 6.6 times the amount necessary to cover the debt service requirements.

Debt Service Requirements vs Pledged Revenue 2013 Series Refunding Revenue Bonds



General Obligation Bonds

General Obligation Bonds or G.O. Bonds are municipal bonds serviced by any available resource and must be approved by the voters. Lea County has no outstanding G.O. Bonds and does not plan to issue G.O. Bonds to fund the Judicial Complex or any other County projects at this time.

Lea County 2013 Series Refunding Revenue Bonds				
Payment Date	Principal Due	Interest Rate	Interest Due	Total Due for Fiscal Year
6/1/2013	\$ 835,000	2.14%	\$ 37,450	\$ 872,450
12/1/2013			98,066	
6/1/2014	680,000	2.14%	98,066	876,131
12/1/2014			90,790	
6/1/2015	695,000	2.14%	90,790	876,579
12/1/2015			83,353	
6/1/2016	705,000	2.14%	83,353	871,706
12/1/2016			75,810	
6/1/2017	720,000	2.14%	75,810	871,619
12/1/2017			68,106	
6/1/2018	735,000	2.14%	68,106	871,211
12/1/2018			60,241	
6/1/2019	755,000	2.14%	60,241	875,482
12/1/2019			52,163	
6/1/2020	775,000	2.14%	52,163	879,325
12/1/2020			43,870	
6/1/2021	785,000	2.14%	43,870	872,740
12/1/2021			35,471	
6/1/2022	800,000	2.14%	35,471	870,941
12/1/2022			26,911	
6/1/2023	820,000	2.14%	26,911	873,821
12/1/2023			18,137	
6/1/2024	840,000	2.14%	18,137	876,273
12/1/2024			9,149	
6/1/2025	855,000	2.14%	9,149	873,297
TOTAL	\$ 10,000,000		\$ 1,361,575	\$ 11,361,575



GOVERNMENT FINANCE OFFICERS ASSOCIATION

*Distinguished
Budget Presentation
Award*

PRESENTED TO

Lea County

New Mexico

For the Fiscal Year Beginning

July 1, 2016

A handwritten signature in black ink, reading "Jeffrey R. Erwin".

Executive Director

Lea County Fiscal Year 2017—2018 Budget

Executive Summary



Michael Gallagher - County Manager

Ron Black - District 3 - Chair

Rebecca Long - District 2 - Vice Chair

Jonathan Sena - District 4

Dean Jackson - District 1

Don Jones - District 5

Lea County Projected Changes in Fund Balances FY17/18

	Beginning Cash 7/01/2017	Estimated Revenue	Operating Expenditures	Capital Outlay	Transfers In (Out)	Projected Cash 6/30/2018
General Fund						
401 - General fund	\$ 67,453,016	\$ 45,110,726	\$ 28,276,020	\$ —	\$ (77,184,511)	\$ 7,103,211
General Fund Total	67,453,016	45,110,726	28,276,020	—	(77,184,511)	7,103,211
Special Revenue Funds						
402 - Road	888,897	1,588,811	7,453,655	3,862,542	9,922,909	1,084,420
403 - Farm & Range	30,334	20,000	122,580	—	92,950	20,704
404 - Community Centers	33,353	—	84,100	500,000	550,747	(1)
405 - Clerk's Recording & Filing	326,420	100,000	195,600	—	—	230,820
406 - Indigent GRT	255,862	4,067,976	5,224,550	—	1,103,212	202,500
407 - Maljamar Fire Department	97,713	101,382	75,062	26,320	—	97,713
408 - Knowles Fire Department	29,321	79,232	79,232	—	—	29,321
409 - Airport Fire Department	155	—	310,141	—	309,987	1
410 - Monument Fire Department	75,902	112,721	83,401	—	—	105,222
411 - Environmental Gross Receipts Tax	3,247,364	1,782,154	1,782,154	1,660,000	—	1,587,365
412 - DWI Alcohol	116,957	434,000	449,614	—	—	101,343
415 - Correction Fees	707,849	135,000	205,000	545,125	—	92,724
416 - Paving Districts	2,538	—	100,000	—	97,462	—
418 - Detention Facility	335,117	2,286,935	9,556,971	184,440	7,277,786	158,427
421 - Revolving Loan Fund	101,105	—	—	—	—	101,105
424 - EMPG Reimbursement	34,104	50,731	52,154	—	—	32,681
425 - Youth Reporting Center	—	—	—	—	—	—
426 - Tire Recycling	1,800	5,607	7,407	—	—	—
430 - Capital Projects	119,447	3,000,000	—	62,299,421	59,179,974	—
431 - Other Grants	20,848	374,528	309,528	65,000	—	20,848
433 - Jal CDBG Wastewater	21,882	—	—	—	—	21,882
435 - DWI Screening	157,277	208,000	208,000	—	—	157,277
436 - LDWI Grant	20,376	110,000	109,435	—	—	20,942
437 - CDWI Grant	17,331	17,000	17,000	—	—	17,331
438 - Magistrate Court Security	—	—	—	—	—	—
439 - Misdemeanor Compliance	126,270	100,000	145,991	—	—	80,279
454 - Lea Regional Airport	171,630	7,369,630	555,518	4,888,000	(1,999,242)	98,500
455 - Lovington Airport	—	816,706	163,991	985,000	341,449	9,164
456 - Jal Airport	—	414,296	154,991	521,265	271,960	10,000
460 - Fairgrounds	—	16,000	916,805	—	916,805	16,000
461 - Fair and Rodeo	—	665,675	1,730,208	—	1,131,101	66,568
462 - Hispanic Heritage Night	—	76,616	215,875	—	146,921	7,662
463 - Event Center	—	100,000	1,124,984	—	1,037,254	12,270
499 - Property Valuation Fund	941,703	393,614	427,198	11,000	—	897,119
604 - EMS Knowles	15,233	5,000	5,000	—	—	15,233
605 - Law Enforcement Protection Grant	—	54,200	54,200	—	—	—
607 - Jag Grant	8,783	—	—	—	—	8,783
608 - Lea County Drug Task Force	75,898	504,820	411,854	—	—	168,864
609 - Region VI Drug Task Force	27,085	943,293	943,293	—	—	27,085

Lea County Projected Changes in Fund Balances FY17/18

610 - LCDTF Forfeitures Fund	17,133	—	—	—	—	17,133
611 - LCDTF JAG	—	—	—	—	—	—
612 - Region VI JAG	—	—	—	—	—	—
613 - EMS Maljamar	6,994	—	6,993	—	—	1
618 - County Fire Marshall	56,811	79,232	79,232	40,000	—	16,811
619 - Fire Excise Tax	897,485	4,000	—	620,000	—	281,485
621 - EMS Monument	1,017	5,000	5,000	—	—	1,017
Special Revenue Funds Total	8,987,994	26,022,158	33,366,717	76,208,113	80,381,275	5,816,597
Debt Service Fund						
658 - Debt Service	1,000,000	4,068,126	871,212	—	(3,196,764)	1,000,150
Debt Service Fund Total	1,000,000	4,068,126	871,212	—	(3,196,764)	1,000,150
Enterprise Fund						
675 - Water Service Fund	355,220	—	—	348,434	—	6,786
Enterprise Fund Total	355,220	—	—	348,434	—	6,786
Trust & Agency Funds						
635 - Water Users Association	26,556	—	1,500	—	—	25,056
800 - Trust & Agency	22,850	735,000	735,000	—	—	22,850
808 - Lea Co Communications Authority	562,930	3,210,235	3,194,262	177,000	—	401,902
809 - Eddy-Lea Energy Alliance	96,071	10,800	54,000	—	—	52,871
810 - Solid Waste Authority	6,432,019	3,305,100	2,403,602	900,000	—	6,433,517
811 - Solid Waste Sinking	2,056,959	3,000	—	—	—	2,059,959
Trust & Agency Funds Total	9,197,384	7,264,135	6,388,364	1,077,000	—	8,996,154
Total All Funds	\$ 86,993,614	\$ 82,465,145	\$ 68,902,314	\$ 77,633,547	\$ —	\$ 22,922,898

Fund Balance

Due to the diverse nature of governmental operations and the fiscal and legal constraints placed upon assets and how those assets must be used, governmental transactions are not suited for a single accounting entity. Governmental units are accounted through separate funds, each maintaining its own set of self-balancing accounts. For purposes of a cash-basis budget, such as Lea County's, the projected ending cash balance in the fund is the Fund Balance.

General Fund

The General Fund is projected to have a decrease in cash of \$60,349,805 (89%) during the fiscal year. This projected decrease is the result of cash transfers to other funds totaling \$77,184,511. The largest transfer is to the Capital Projects Fund (Fund 430) totaling \$59,179,974. The main project in the Capital Projects Fund is the new Judicial Complex, on which construction was started in March 2017. It is anticipated that the Judicial Complex will be completed late in the Fall of 2018. The budgeted amount of the project in the current year is \$31,350,000. Lea County will also begin the process of renovating the historic Lea County Courthouse. Planning and design is scheduled to begin in January 2018 with construction starting in January 2019. The current budget for the courthouse is \$10,000,000.

Other Funds

Special Revenue Funds - Special Revenue Fund balances are projected to decrease by \$3,171,397 (35%) overall. The majority of the decrease is comprised of the Environmental Gross Receipts Tax Fund and the Fire Excise Tax Fund. These two funds account for \$1,937,484 of the \$3,171,397 decrease.

Road Fund - Several major road projects are scheduled for 2017-2018. The State of New Mexico has awarded Lea County with \$562,907 in grant funding for road projects. A transfer from the General Fund will help cover the project costs not funded by the state.

Indigent GRT - The Lea County Board of Commissioners is concerned about the effect NM Senate Bill 268 has on the ability of the County to meet current and future indigent obligations from the revenue generated with a 1/8% Indigent GRT. SB 268 requires the County to submit 66% of the Indigent GRT received in the prior year to fund the NM Indigent Health Care Program known as the "Safety Net Care Program". The County must also submit 50% of the prior year Indigent GRT to support the state Medicaid program. These two contributions requires that the County submit to the state a total of 116% of the prior year GRT. In order to meet the mandate, Lea County will transfer \$1,103,212 from the General Fund to Indigent GRT in the current fiscal year.

Environmental GRT - A 51% decrease in fund balance is projected after the budgeted capital projects are completed. Projects include a solid waste convenience center in Eunice and work on water and sewer services for the new Judicial Complex. Capital projects budgeted total \$1,660,000.

Airport Fund - Beginning in the current year, Lea County has separated the three County owned airports into different special revenue funds to better track revenue and expense for each facility. The budgeted cash transfer out of Lea Regional Airport is due to billings for a major runway project completed in June 2017 being billed in the current year.

Other - Lea County elected to create special revenue funds for the Event Center, Fairgrounds and the annual Lea County Fair and Rodeo which also includes Hispanic Heritage Night. This was done in order to better track revenue and expense for each facility.

Debt Service Fund - State statutes allows the County to transfer excess revenue to assist with other County operations. Lea County has budgeted a transfer of \$3,196,764 to the General Fund and Capital Projects Fund.

Trust & Agency Fund - Trust & Agency Funds are used to account for those funds for which Lea County provides fiscal agent services, as well as funds belonging to others generated by certain activities. The Board of the Lea County Solid Waste Authority has indicated a desire to keep the Sinking Fund account for post-closure expenses fully funded by transferring funds from the operations account.

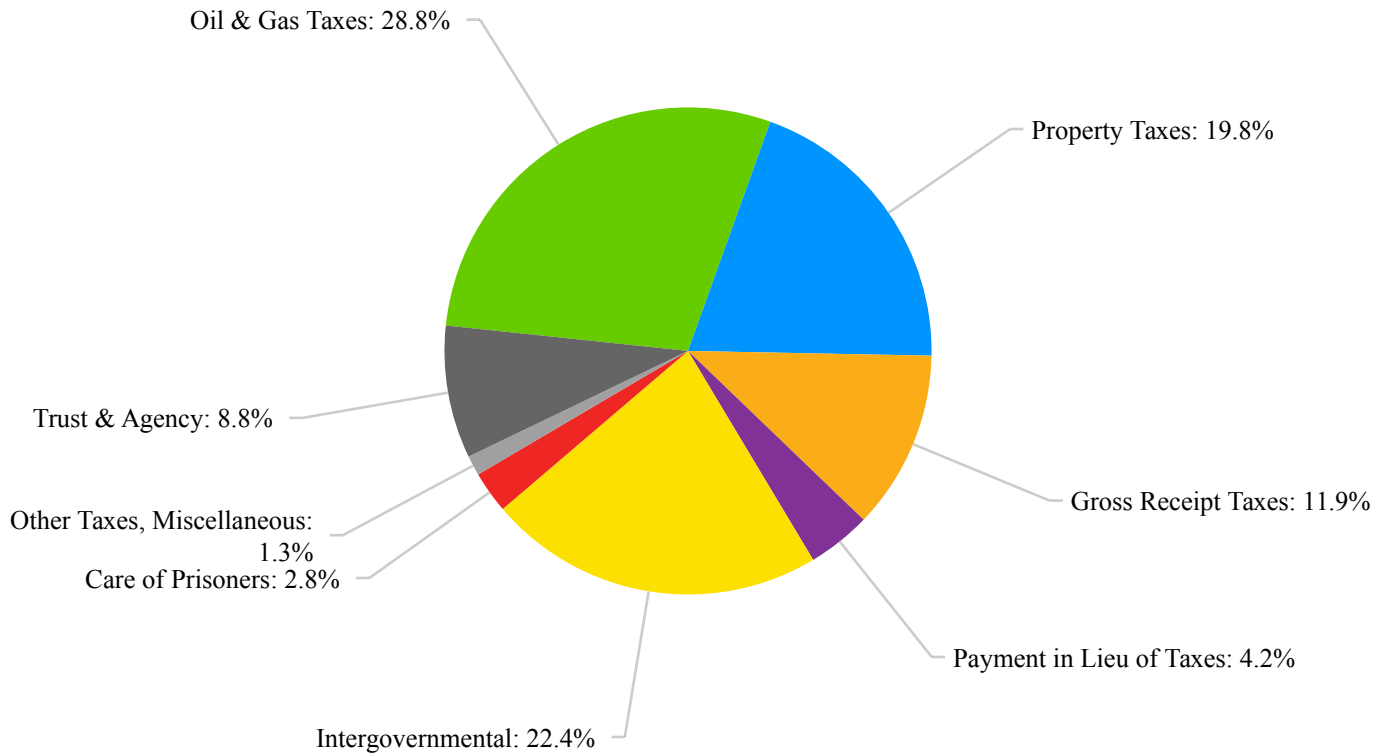
Lea County Budget in Brief

REVENUE SUMMARY

CATEGORY	DESCRIPTION	AMOUNT	TO BE NOTED
Oil & Gas Production Taxes	Ad-Valorem Tax on Oil and Gas Production	\$23,768,309	Oil and Gas Ad-Valorem is 45% of General Fund budgeted revenue and 25% of all revenue. Lea County tracks oil and gas production in Lea County and forecasts tax receipts based upon Energy Information Administration production and price projections. Oil & Gas equipment tax is projected by the state and Lea County is notified of the amount to be received.
Intergovernmental Grants	FAA,NMDOT, HIDTA, Legislative and local grants	\$18,432,519	FAA-NMDOT grants for airport improvements total \$8,600,631. HIDTA related grants total \$1,448,113.
Property Taxes	Property taxes on residential and non-residential properties	\$16,344,576	Property taxes are levied on 1/3rd of the total valuation. Residential rate is \$6.916 per \$1,000 of assessed value. Non-residential is \$10.60 per \$1,000 of assessed value.
Gross Receipts Taxes	Indigent Care 1/8th%, Debt Service and Environmental 1/8th% each.	\$9,793,323	Indigent and Debt Service GRT are county wide. Environmental GRT is levied only in the unincorporated areas of the County.
Payment-in-Lieu of Taxes (PILT)	Tax paid in lieu of property tax	\$3,481,566	PILTS are paid by the federal government and private entities who have tax abatement agreements with the County.
Care of Prisoners	Fees paid to house other governmental entities' inmates	\$2,286,935	Care of federal prisoners pays for 24% of the operating costs of the Detention Center.
Other taxes, Charges for Services, Miscellaneous	Motor Vehicle and Gasoline Taxes, fees collected by probate and the County Clerk, other fees, permits, etc.	\$1,093,782	County Clerk fees are up due to the increased oil and gas exploration activity in Lea County.
	TOTAL COUNTY REVENUE	\$75,201,010	
Trust & Agency	Lea County Solid Waste Authority, Lea County Communications Authority, Eddy Lea Energy Alliance	\$7,264,135	Lea County serves as fiscal agent for several entities.
	TOTAL BUDGETED REVENUE	\$82,465,145	

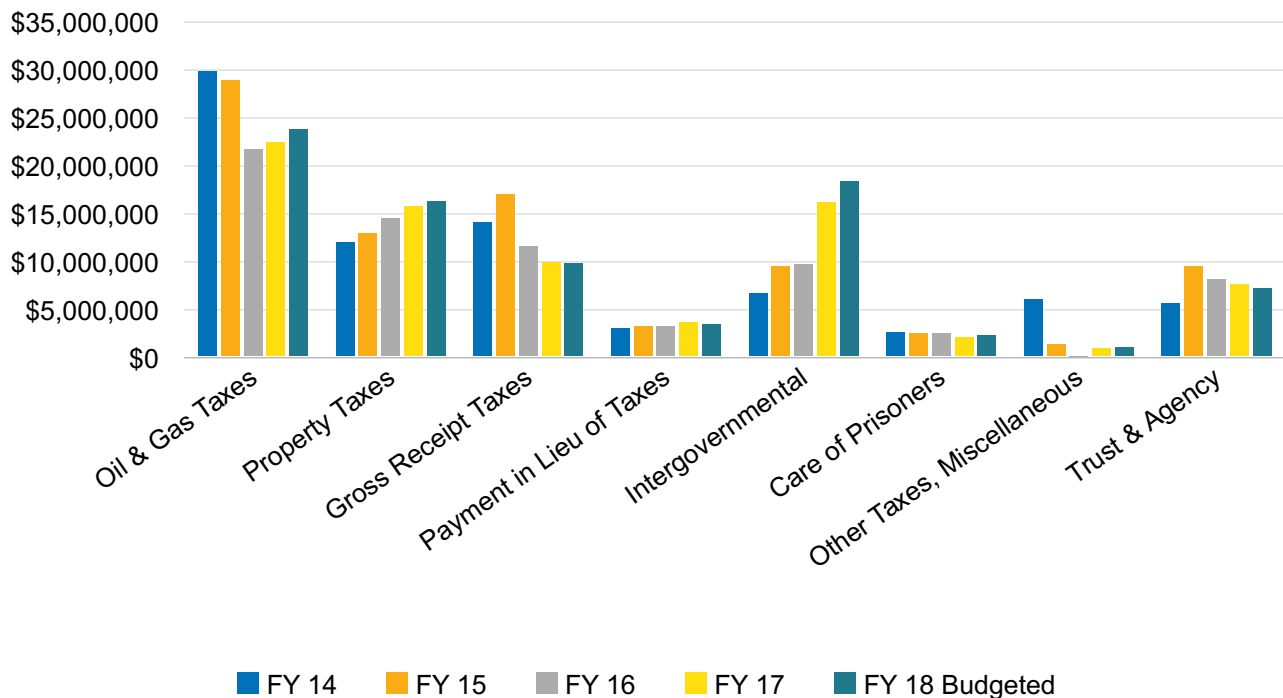
Lea County Budget in Brief

FY 17/18 Budgeted County Revenue* by Category



Lea County Budget in Brief

Historical Trends in County Revenue* Categories



Evident from the graph above, the four major sources of revenue for Lea County are Oil and Gas Taxes, Property Taxes, Gross Receipts Taxes and Intergovernmental Revenues. These four sources comprise 83% of the total county revenue budget.

Basis of Projections - Revenue projections are based on trend analysis and the current economy within Lea County. Lea County is highly dependent upon the oil and gas industry. Although the price of oil and natural gas has decreased significantly the past three years, the increase in production of both commodities has helped to soften the blow of depressed prices. Lea County uses conservative budget practices due to the volatility of the oil and gas industry.

Oil & Gas Taxes - The graph reflects the decrease in oil and gas prices starting in late FY14 which did not bottom out until early 2016. Oil production has increased almost 100% in Lea County since 2013 which has helped to keep oil and gas tax revenue higher than expected. Lea County bases oil and gas tax revenue budgets on projections for price and production obtained from producers and the Energy Information Administration.

Property Taxes - After several years of 8% plus increases in property tax revenue the county is beginning to see the effects of the depressed oil and gas economy. Property tax revenue for FY 18 is projected to only increase approximately 3%.

Gross Receipts Taxes (GRT) - GRT is highly dependent on the oil rig count in Lea County. After hitting a low of 6 rigs working in early 2016 the count has risen recently into the low 30's. Projections are that GRT should see an increase as the year progresses.

Intergovernmental - Intergovernmental revenues have trended upwards over the past three fiscal years. FAA grants totaling over \$15million, \$3 million in participation by the New Mexico Junior College for construction of the Indoor Equine Facility and \$1 million in federal grants for road improvements easily identify the anticipated increase for FY 18.

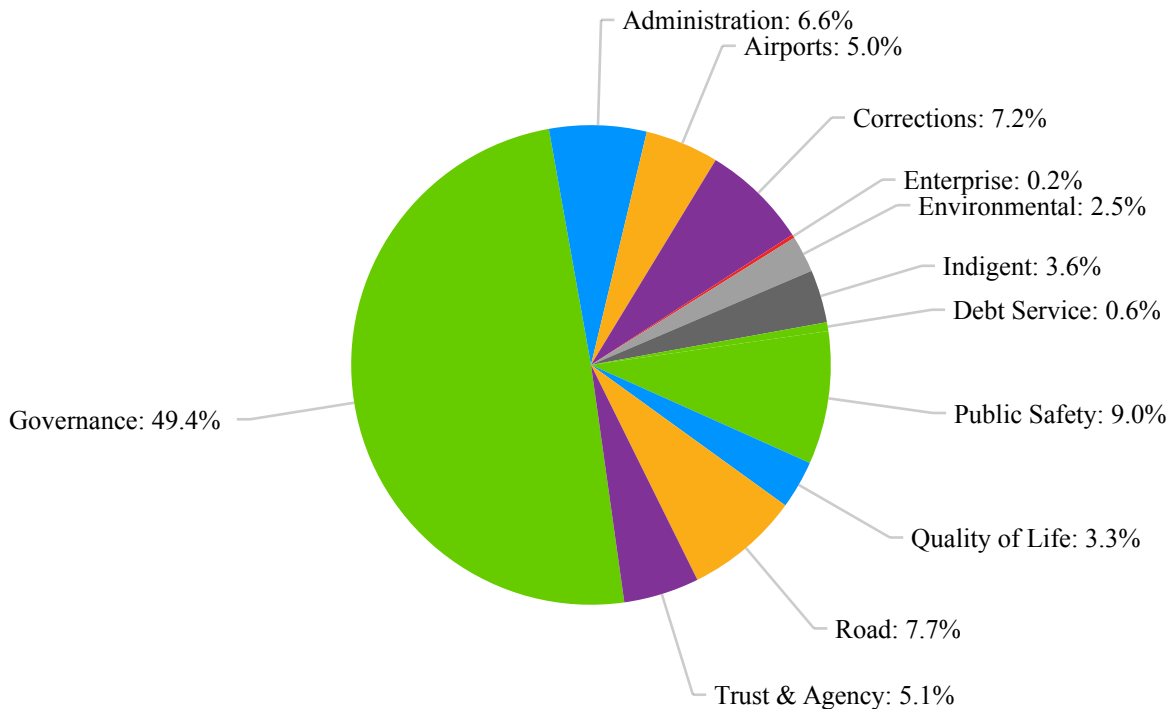
Lea County Budget in Brief

EXPENDITURE SUMMARY

CATEGORY	SALARIES & BENEFITS	OPERATIONS	CAPITAL OUTLAY	TOTAL	TO BE NOTED
Governance	\$235,370	\$11,047,081	\$61,120,212	\$72,402,663	Capital Outlay includes \$31,350,000 for the Judicial Complex currently under construction and \$10,000,000 for the renovation of the historic Courthouse.
Administration	\$6,085,777	\$3,090,777	\$428,159	\$9,604,713	Salaries and benefits for the administrative functions are 21% of the total personnel budget.
Airports	\$244,570	\$629,930	\$6,394,265	\$7,268,765	Lea County Regional Airport in Hobbs offers daily round-trip jet service to Houston. Capital projects are funded primarily by FAA and state grants.
Corrections	\$6,606,481	\$3,155,490	\$729,565	\$10,491,536	The County has budgeted a \$7,277,786 cash transfer from the General Fund to pay for the operation of the Detention Center.
Debt Service	\$0	\$871,212	\$0	\$871,212	Services the debt for construction of the Detention Center. Outstanding balance of the debt issue at July 1, 2017 was \$6,365,000. Principal payment for FY18 is \$735,000.
Enterprise	\$0	\$0	\$348,434	\$348,434	The system currently provides nominal water service at the planned industrial park. Due to a change in potential tenants the County is no longer planning to expand the system.
Environmental	\$461,671	\$1,450,470	\$1,725,000	\$3,637,141	The 1/8th Environmental GRT is budgeted at \$1,657,371 to provide support. A cash fund balance of \$3,247,364 is budgeted for capital outlays.
Indigent	\$0	\$5,224,550	\$0	\$5,224,550	Medicare and SNCP payments are budgeted at \$4,855,752.

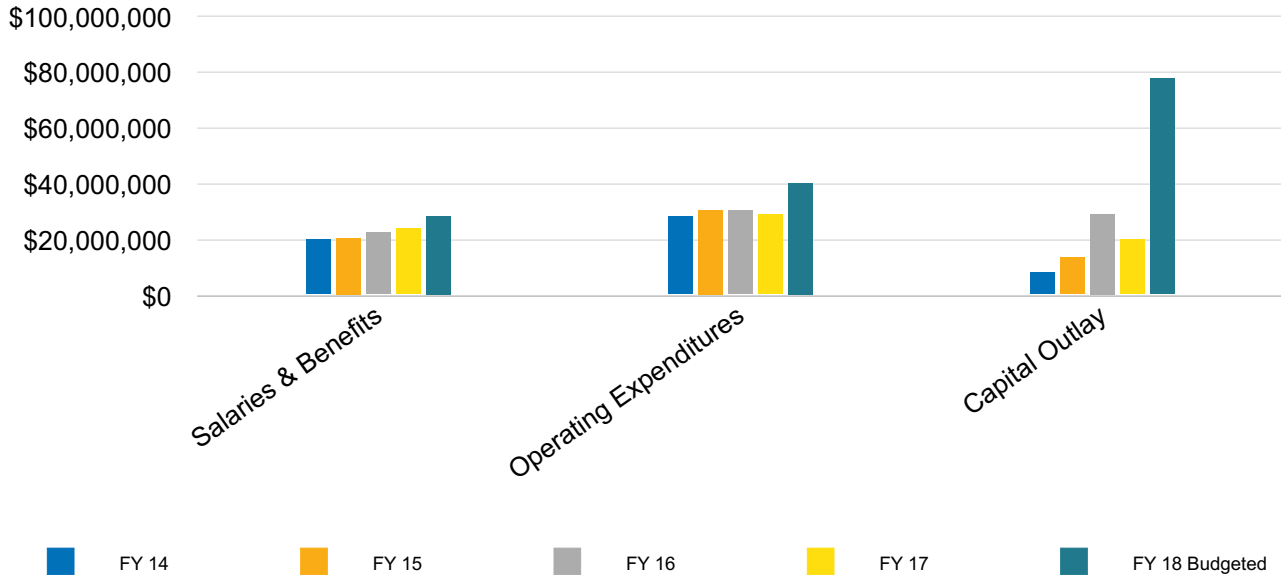
Public Safety	\$8,388,257	\$3,296,687	\$1,448,370	\$13,133,314	Capital expenditures includes vehicles and equipment for the Sheriff and County Fire Departments.
Quality of Life	\$1,064,933	\$3,206,979	\$500,000	\$4,771,912	The annual Fair & Rodeo is budgeted at \$1,946,083.
Road	\$3,267,055	\$4,186,660	\$3,862,542	\$11,316,257	With over 1200 miles of County roads, road renovation and maintenance is a high priority of the Commission. Heavy oilfield traffic in the southern part of the county puts added wear and tear on roads.
SUBTOTAL	\$26,354,114	\$36,159,836	\$76,556,547	\$139,070,497	
Trust & Agency	\$2,225,874	\$4,162,490	\$1,077,000	\$7,465,364	Lea County is the fiscal agent for 3 entities, Lea County Solid Waste, Lea County Communications Authority and the Eddy-Lea Energy Alliance.
TOTAL	\$28,579,988	\$40,322,326	\$77,633,547	\$146,535,861	

FY 17/18 Budget Expenditures by Category



Lea County Budget in Brief

Historical Trends in County Expenditure Categories



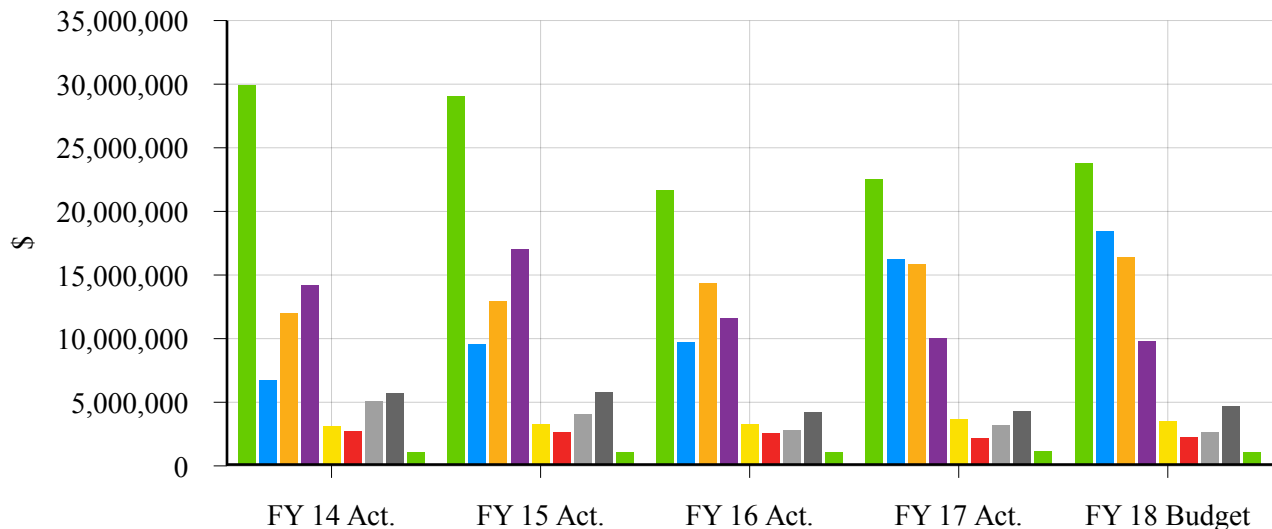
Salaries & Benefits: Personnel expenses have increased over the past four years due to annual salary increases of 3% and the addition of new positions. During FY 17, the County added seven (7) new positions to oversee operations at the Lea County Fairgrounds after the termination of a management contract. Six (6) new positions were approved with the FY 18 budget including four (4) to operate the Lea County Event Center, one (1) electrician for facilities and a one (1) records clerk at the Sheriff's Office. It is anticipated that there will need to be up to ten (10) new positions added at the Sheriff's Office during FY 18 to cover added responsibilities in the new Judicial Complex.

Operating Expenditures: Operating expenditures have leveled out over the past four years mainly due to cost containment measures implemented during the oil downturn of the past two and one half years. During FY 17, management was asked to cut budgeted operation by up to 10% and during FY18 management was asked to look for ways to maintain the budget at current levels. Lea County does budget for anticipated expenditures that may not be required until future years due to time constraints or needs assessments.

Capital Outlay: Capital outlay budget has historically been used to allocate funds for current and future projects. FY 18 budget contains several large projects totaling \$52 million that will not be completely expended for several years. The Judicial Complex, at \$31.35 million is expected to be completed in the Fall of 2018. The Courthouse renovation project, at \$10 million, is expected to begin the planning and design phase in FY 18 with construction starting in early 2019. The County has also budgeted approximately \$10.5 million for an Indoor Equine Center which has not yet been slated for construction.

Summary of Revenues and Other Financing Sources by Category

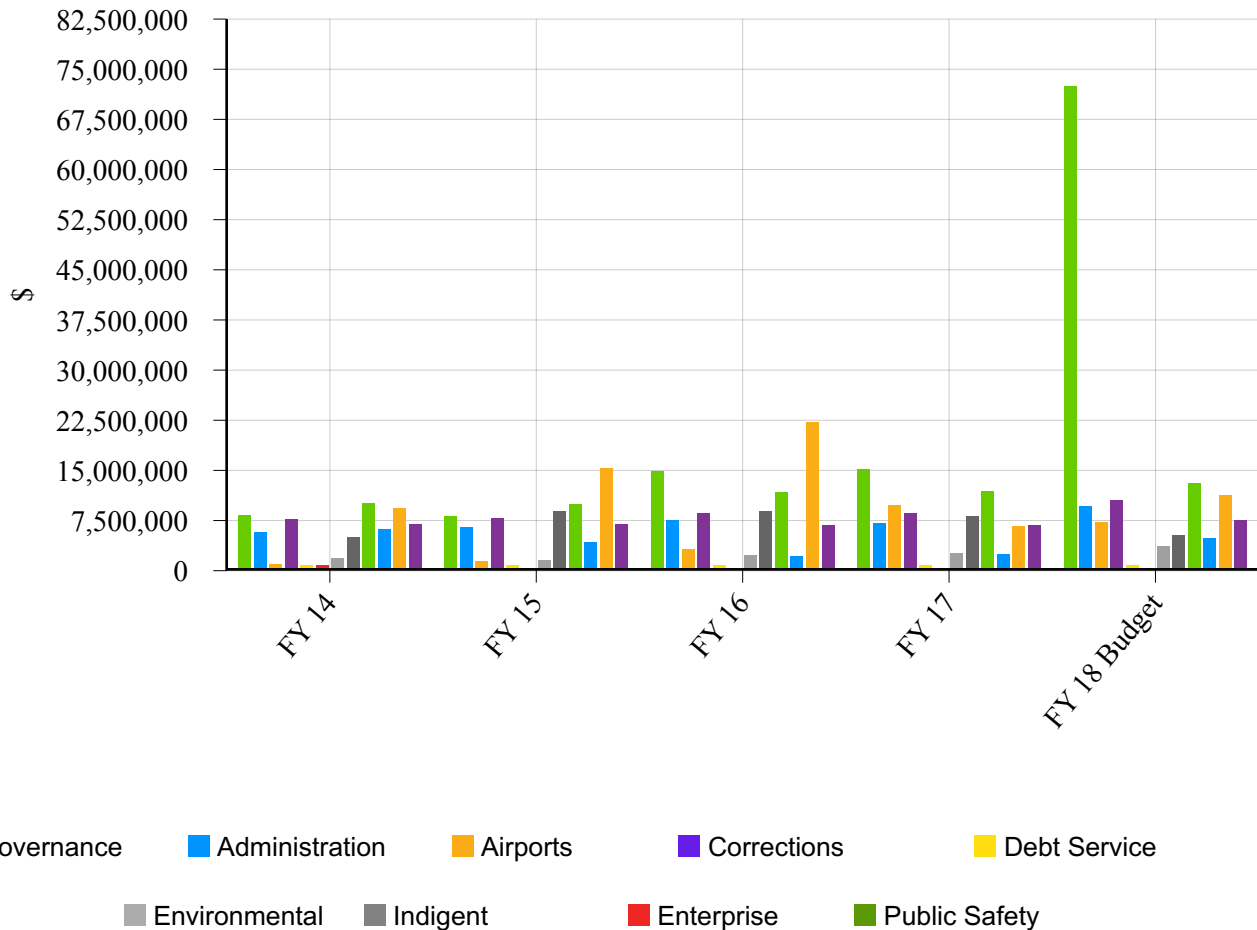
County Revenues & Financing Sources	FY 14 Actual	FY 15 Actual	FY 16 Actual	FY 17 Actual	FY 18 Budget
Oil & Gas Taxes	\$29,894,635	\$28,995,775	\$21,669,650	\$22,483,843.09	\$23,768,309
Intergovernmental	\$4,530,672	\$4,742,932	\$5,806,155	\$12,594,545	\$15,222,284
Property Taxes	\$11,995,615	\$12,933,964	\$14,341,892	\$15,795,371.26	\$16,344,576
Gross Receipt Taxes	\$14,142,022	\$17,035,973	\$11,601,730	\$9,980,663.01	\$9,793,323
Payment in Lieu of Taxes	\$3,061,407	\$3,241,992	\$3,267,767	\$3,640,614	\$3,481,566
Care of Prisoners	\$2,683,777	\$2,589,694	\$2,565,324	\$2,145,655	\$2,269,935
Miscellaneous	\$4,226,509	\$3,053,533	\$2,142,358	\$2,447,480	\$1,906,322
Charges for Services	\$2,461,311	\$2,043,846	\$626,890	\$947,729	\$1,388,791
Other	\$1,022,448	\$1,057,802	\$1,077,893	\$1,132,083	\$1,025,904
Total	\$74,018,396	\$75,695,511	\$63,099,659	\$71,167,983.36	\$75,201,010
Trust & Agency Revenues and Financing Sources					
Intergovernmental	\$2,203,610	\$4,783,163	\$3,854,872	\$3,598,973	\$3,210,235
Miscellaneous	\$862,674	\$978,643	\$671,456	\$723,011	\$752,900
Charges for Services	\$3,231,813	\$3,760,055	\$3,579,624	\$3,299,011	\$3,301,000
Total	\$6,298,097	\$9,521,861	\$8,105,952	\$7,620,995	\$7,264,135
Total of All Funds	\$80,316,493	\$85,217,372	\$71,205,611	\$78,788,978.36	\$82,465,145



■ Oil & Gas Taxes
 ■ Intergovernmental
 ■ Property Taxes
 ■ Gross Receipt Taxes
 ■ Payment in Lieu of Taxes
■ Care of Prisoners
 ■ Miscellaneous
 ■ Charges for Services
 ■ Other

Summary of Expenditures by Category

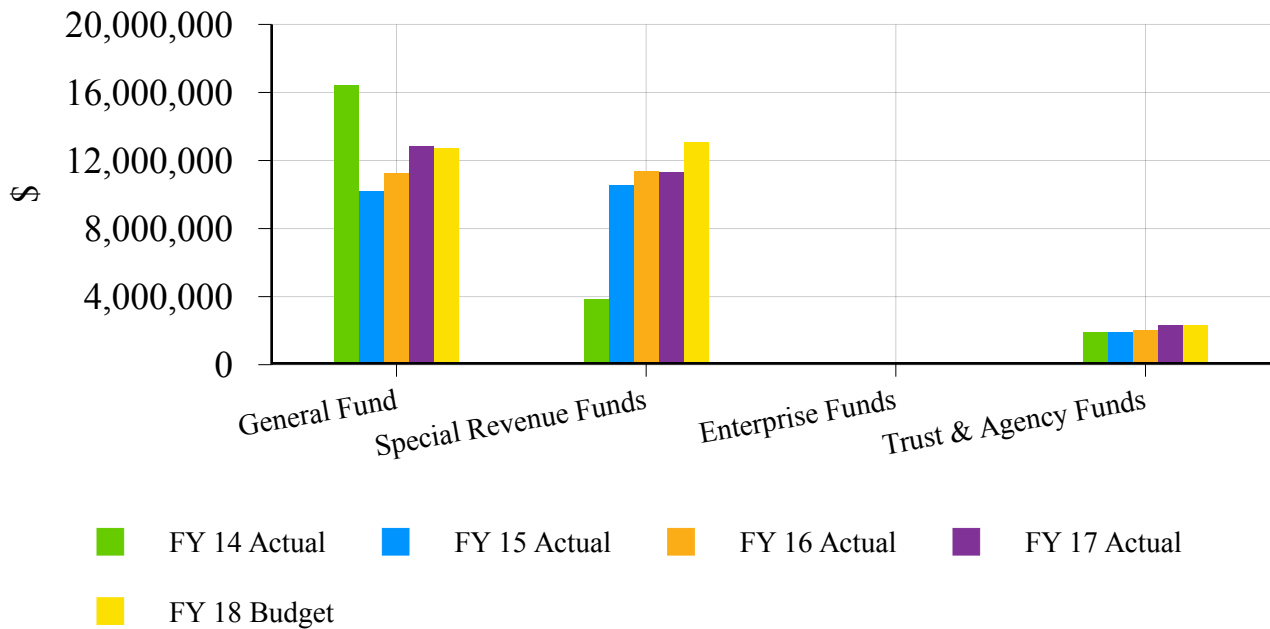
Category	FY 14 Actual	FY 15 Actual	FY 16 Actual	FY 17 Actual	FY 18 Budget
Governance	\$8,325,998	\$8,163,146	\$14,788,488	\$15,230,873	\$72,402,663
Administration	\$5,767,734	\$6,520,267	\$7,533,172	\$7,119,933	\$9,604,713
Airports	\$879,444	\$1,430,083	\$3,136,522	\$9,719,751	\$7,268,765
Corrections	\$7,647,718	\$7,854,543	\$8,548,036	\$8,626,837	\$10,491,536
Debt Service	\$876,131	\$876,498	\$871,582	\$871,284	\$871,212
Enterprise	\$809,284	\$350,832	\$300,955	\$62,323	\$348,434
Environmental	\$1,800,751	\$1,565,325	\$2,343,808	\$2,657,580	\$3,637,141
Indigent	\$5,019,820	\$8,944,043	\$8,853,741	\$8,104,971	\$5,224,550
Public Safety	\$10,024,468	\$9,921,939	\$11,723,865	\$11,894,232	\$13,133,314
Quality of Life	\$6,164,301	\$4,235,059	\$2,158,043	\$2,469,678	\$4,771,912
Road	\$9,353,761	\$15,318,310	\$22,155,498	\$6,631,878	\$11,316,257
Trust & Agency	\$6,947,340	\$6,984,309	\$6,737,603	\$6,727,848	\$7,465,364
Total	\$63,616,750	\$72,164,354	\$89,151,313	\$80,117,188	\$146,535,861



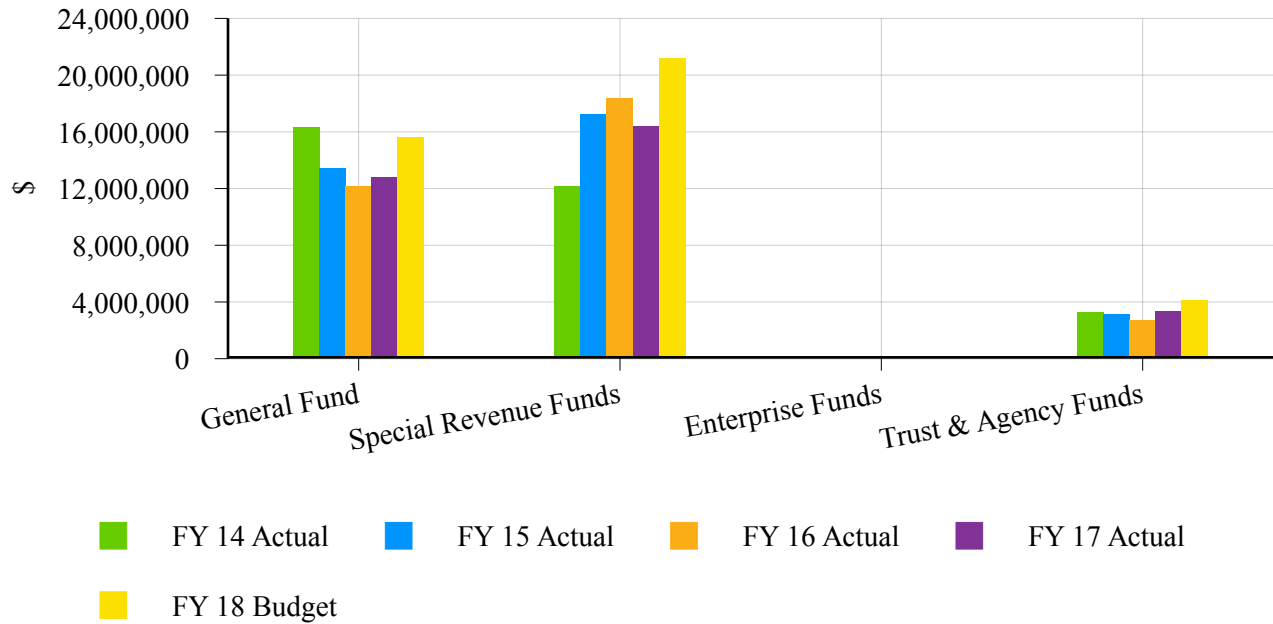
Historical Expenditures by Fund Type

Summary	FY 14 Actual	FY 15 Actual	FY 16 Actual	FY 17 Actual	FY 18 Budget
Salaries & Benefits	\$22,167,323	\$22,683,466	\$24,702,906	\$26,504,711	\$28,053,854
Operating Expenditures	\$31,788,613	\$33,805,841	\$33,195,843	\$32,491,636	\$40,846,712
Capital Outlay	\$9,660,814	\$15,700,223	\$31,275,885	\$21,292,659	\$77,635,297
	<u>\$63,616,750</u>	<u>\$72,189,530</u>	<u>\$89,174,634</u>	<u>\$80,289,006</u>	<u>\$146,535,863</u>

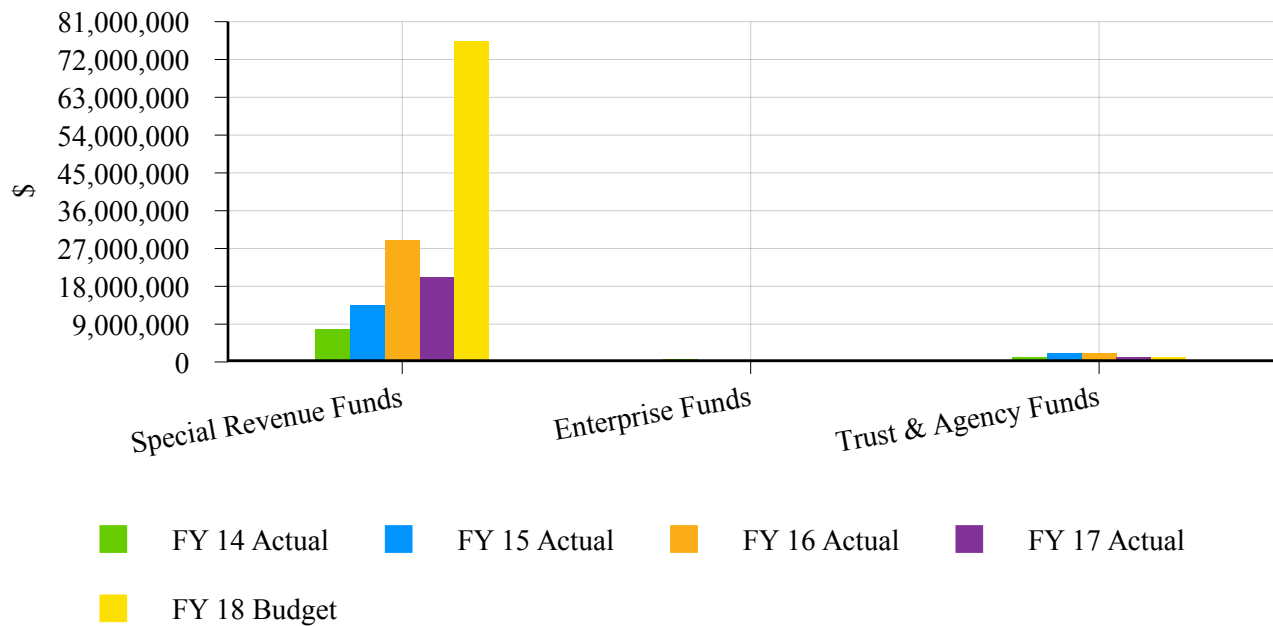
Historical Personnel Expenditures and FY 18 Budget



Historical Operating Expenditures and FY 18 Budget



Historical Capital Outlay and FY 18 Budget



Lea County Personnel Budget Summary FY17/18

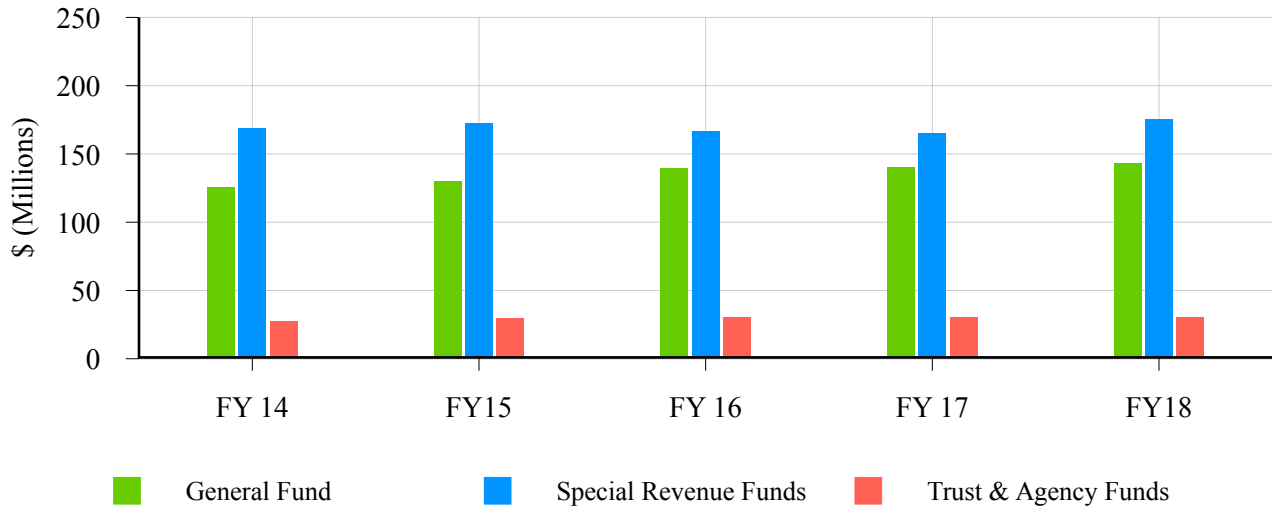
	FTE	Salary	FICA & Medicare	PERA	Group Health Ins.	Retiree Ins.	Total
General Fund							
401-00 County Operations	5.00	\$ 131,285	\$ 10,043	\$ 19,004	\$ 75,039	\$ —	\$ 235,370
401-01 Executive	3.90	990,174	34,051	49,461	72,019	13,760	1,159,466
401-02 Information Technology	4.00	237,242	18,149	31,264	43,365	6,156	336,176
401-03 Facilities Department	13.00	573,924	43,905	76,547	184,093	15,071	893,540
401-04 Clerk's Recording & Filing	8.00	356,029	27,236	46,821	81,717	7,342	519,144
401-05 Clerk Bureau of Election	3.00	234,404	17,932	18,869	29,778	3,715	304,697
401-06 Assessor	11.20	518,599	39,673	72,591	128,983	12,416	772,263
401-07 Treasurer	6.00	281,105	21,505	39,734	60,034	5,946	408,324
401-08 Sheriff	70.08	4,423,207	309,932	866,192	1,066,070	102,958	6,768,359
401-09 Probate Judge	1.00	23,078	1,762	—	15,008	—	39,847
401-24 Legal	1.00	333,784	10,006	26,540	15,008	5,226	390,563
401-25 Human Resources	2.00	131,821	10,084	18,444	39,318	3,631	203,299
401-56 DWI Program	0.31	10,962	839	1,587	2,069	312	15,768
401-75 Finance	9.00	523,910	40,079	74,707	159,988	14,709	813,394
401-76 Planning	2.00	46,574	3,563	6,452	15,008	1,270	72,868
401-77 Emergency Management	2.45	158,100	12,095	20,265	46,072	3,990	240,521
401-81 Misdemeanor Compliance	1.00	82,410	6,304	11,929	6,675	2,349	109,666
General Fund Total	142.94	9,056,607	607,158	1,380,406	2,040,242	198,852	13,283,264
Special Revenue Funds							
402-10 Road	47.50	2,071,241	158,450	279,953	702,290	55,120	3,267,055
409-16 Airport Fire Dept	2.00	193,188	14,779	8,611	39,318	1,695	257,591
411-27 Environmental Services	7.55	299,687	22,926	37,890	93,260	7,907	461,671
412-43 DWI-State	6.75	274,776	21,020	38,544	107,685	7,589	449,614
418-23 Detention Facility	87.00	4,486,096	313,975	531,656	1,170,075	104,678	6,606,481
424-77 EMPG Reimbursement	0.50	34,935	2,673	4,912	8,667	967	52,154
435-56 DWI Program	0.94	66,263	5,069	4,920	9,520	1,012	86,785
436-65 LDWI Grant	1.67	70,023	5,357	10,136	21,924	1,996	109,435
439-81 Misdemeanor Compliance	1.33	51,935	3,973	7,518	11,085	1,480	75,991
499-46 Assessor's Valuation	1.80	122,882	9,400	11,549	25,909	2,457	172,198
608-41 Lea County Drug Task Force	1.92	163,048	12,473	17,589	25,800	3,463	222,373
460-32 Fairgrounds	6.02	295,443	22,601	40,160	101,441	8,420	468,065
454-18 Lea Regional Airport	2.25	91,836	7,025	11,218	9,830	2,209	122,118
455-18 Lovington Zip Franklin Airport	1.13	45,918	3,513	5,609	4,915	1,271	61,226
456-18 Jal Airport	1.13	45,918	3,513	5,609	4,915	1,271	61,226
461-33 Fair & Rodeo	0.84	114,269	8,742	5,604	14,155	3,257	146,025
462-34 Hispanic Heritage Night	0.14	15,897	1,216	934	2,359	453	20,859
463-31 Event Center	5.00	277,748	21,248	30,853	93,644	6,491	429,984
Special Revenue Funds Total	175.46	8,721,105	637,953	1,053,264	2,446,792	211,735	13,070,850
Trust & Agency							
808-78 Lea County Communications Authority	29.00	1,477,512	107,977	177,682	319,550	34,984	2,117,705
810-20 Solid Waste Authority	1.60	73,670	5,636	9,072	18,005	1,786	108,169
Trust & Agency Total	30.60	1,551,182	113,612	186,754	337,555	36,770	2,225,874
Grand Total	349.00	\$ 19,328,894	\$ 1,358,724	\$ 2,620,424	\$ 4,824,589	\$ 447,357	\$ 28,579,988

Authorized Staffing Levels

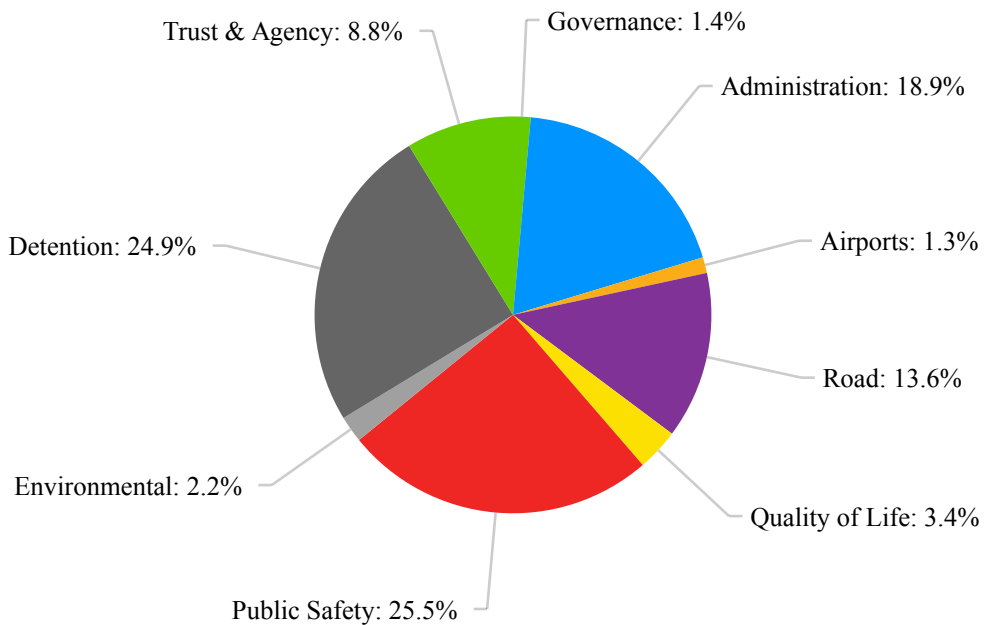
	FY 14	FY15	FY 16	FY 17	FY18	Change
General Fund						
County Operations	5.00	5.00	5.00	5.00	5.00	—
Executive	4.00	3.00	4.00	5.00	3.90	(1.10)
I.T.	4.00	4.00	4.00	4.00	4.00	—
Facilities	12.00	12.00	12.00	12.00	13.00	1.00
Clerk's Recording	7.00	8.00	8.00	8.00	8.00	—
Clerk's Elections	3.00	3.00	3.00	3.00	3.00	—
Assessor	9.90	9.90	10.90	10.90	11.20	0.30
Treasurer	6.00	6.00	6.00	6.00	6.00	—
Sheriff	59.00	59.00	69.00	69.08	70.08	1.00
Probate Judge	1.00	1.00	1.00	1.00	1.00	—
Legal	2.00	2.00	2.00	1.00	1.00	—
Human Resources	2.00	2.00	2.00	2.00	2.00	—
DWI Program	0.00	0.00	0.30	0.30	0.31	0.01
Finance	6.30	6.30	6.40	7.60	9.00	1.40
Planning	2.00	3.00	2.00	2.00	2.00	—
Emergency Management	1.95	2.00	2.00	2.00	2.45	0.45
Misdemeanor Compliance	0.00	0.00	1.50	1.50	1.00	(0.50)
Equine Facility	0.00	4.00	0.00	0.00	0.00	—
General Fund Total	125.15	130.20	139.10	140.38	142.94	2.56
Special Revenue Funds						
Road	45.50	47.50	47.50	47.50	47.50	—
Indigent	1.30	1.30	1.20	0.00	0.00	—
Airport Fire Dept.	2.00	2.00	2.00	2.00	2.00	—
Environmental Services	7.45	7.50	8.50	8.50	7.55	(0.95)
DWI Programs	8.00	9.90	10.10	10.00	10.69	0.69
Detention	86.00	86.00	86.00	87.00	87.00	—
EMPG Reimbursement	0.00	0.00	0.50	0.50	0.50	—
Other Grants	0.50	0.50	0.00	0.00	0.00	—
Assessor's Valuation	2.10	2.10	2.10	2.10	1.80	(0.30)
Drug Task Force	2.00	2.00	2.00	1.92	1.92	—
HIDTA Region VI	1.00	1.00	1.00	0.00	0.00	—
Fairgrounds	2.30	2.30	0.00	0.00	7.00	7.00
Lea County Airports	4.50	4.50	4.50	4.50	4.50	—
Event Center	5.70	5.70	1.00	1.00	5.00	4.00
Water Service	0.20	0.20	0.20	0.20	0.00	(0.20)
Special Revenue Funds Total	168.55	172.50	166.60	165.22	175.46	10.24
Trust & Agency						
Lea County Communications	27.00	29.00	29.00	29.00	29.00	—
Lea County Solid Waste Authority	0.30	0.30	1.30	1.40	1.60	0.20
Trust & Agency Total	27.30	29.30	30.30	30.40	30.60	0.20
Grand Total	321.00	332.00	336.00	336.00	349.00	13.00

Authorized Staffing Levels

Authorized Staffing Levels by Type



Percentage of FTE's by Function



Authorized Staffing Levels

Notes: Changes from FY 17 to FY 18

1. **Executive** - The position of Administrative Coordinator was transferred to the Lea County Event Center.
2. **Facilities** - The County created a position for a licensed Electrician.
3. **Assessor** - The Assessor moved a portion of an FTE from the Assessor's Valuation fund into the Assessor's General Fund budget.
4. **Sheriff** - A new Records Specialist position was approved to handle the increased case load.
5. **DWI Programs** - Positions have been realigned in order to handle funding changes.
6. **Finance** - A position of Buyer was added to handle the increased compliance requirements associated with changes in the state procurement rules. Also, there was a reallocation of time between Finance and the Water Service and Solid Waste fund.
7. **Environmental / Emergency Management** - Reallocation of staff based upon funding restrictions.
8. **Fairgrounds and Event Center** - The County terminated a third party management contract for the operations of the Fairgrounds and the Event Center. This required the County to create 11 new positions to manage the facilities. One of the positions was transferred from the Executive budget. The County was funding more than 11 positions through the third party management company.

LEA COUNTY NEW MEXICO
Capital Outlays FY 18

402-10 Road Department

4251 - Road Construction New Chip Seal	\$ 2,500,000
4315 - Pickup (s)	\$ 95,000
4473 - Dump Truck (s)	\$ 360,000
4469 - Dumping Trailer	\$ 17,000
4506 - Shoulder Attachment	\$ 30,000
4764 - 17 CAP CO	\$ 70,892
4765 - 17 CAP ST	\$ 212,676
4766 - 17 CO-OP CO	\$ 30,909
4767 - 17 CO-OP ST	\$ 92,727
4768 - 17 SB CO	\$ 22,913
4769 - 17 SB ST	\$ 68,740
4770 - 18 CAP CO	\$ 62,921
4771 - 18 CAP ST	\$ 188,764
4779 - Dump Truck Snow Plows(2)	\$ 35,000
4780 - Loader Weight Calculators	\$ 75,000
	<u>\$ 3,862,542</u>

404-12 Community Recreation

4104 - Improvements	<u>\$ 500,000</u>
---------------------	-------------------

407-14 Maljamar Fire Department

4529 - Fire Protection Grant	<u>\$ 26,320</u>
------------------------------	------------------

411-27 Environmental Services

4315 - Pickup (s)	\$ 65,000
4333 - Judicial Complex	\$ 1,000,000
4471 - Security Gate	\$ 20,000
4481 - Road Construction	\$ 275,000
4589 - Convenience Center	\$ 275,000
4641 - Computer Equipment	\$ 25,000
	<u>\$ 1,660,000</u>

415-45 Correction Fees

4125 - Facility Improvements	<u>\$ 545,125</u>
------------------------------	-------------------

418-23 Detention Facility

4238 - Kitchen Equipment	\$ 8,000
4382 - Vehicle	\$ 100,000
4605 - Radio Equipment and Upgrades	\$ 76,440
	<u>\$ 184,440</u>

430 County Operations

LEA COUNTY NEW MEXICO
Capital Outlays FY 18

4321 - ES&S Voter System Update	Clerk	\$ 11,000
4751 - Office Renovation	Clerk	\$ 50,000
4106 - Donated Buildings	Commission	\$ 210,860
4123 - County Fire Dept Improvements	Commission	\$ 471,767
4230 - Equine Facility - Furnishing	Commission	\$ 500,000
4250 - Water Rights	Commission	\$ 1,000,000
4253 - Indoor Equestrian Center	Commission	\$ 9,986,969
4327 - Renovate Elevator	Commission	\$ 200,000
4328 - Remodel Courthouse	Commission	\$ 10,000,000
4333 - Judicial Complex	Commission	\$ 31,350,000
4442 - Sheriff's Office	Commission	\$ 284,000
4557 - Event Center	Commission	\$ 1,365,000
4586 - Fairgrounds Improvements Current Year	Commission	\$ 1,000,000
4734 - Lea County Annex Remodel	Commission	\$ 444,000
4735 - Industrial Park	Commission	\$ 933,000
4757 - Detention Center Upgrades and Design	Commission	\$ 1,586,891
4776 - Accounting/Financial System	Commission	\$ 1,000,000
4778 - Building Improvements	Commission	\$ 500,000
4382 - Vehicle	Facilities	\$ 34,000
4461 - Storage Building	Facilities	\$ 170,000
4751 - Office Renovation	Facilities	\$ 6,000
4758 - Time and Attendance System	Finance	\$ 96,038
4331 - Server Upgrade	Info Tech	\$ 50,121
4324 - Copier	Sheriff	\$ 9,000
4331 - Server Upgrade	Sheriff	\$ 21,050
4382 - Vehicle	Sheriff	\$ 732,000
4585 - Fairgrounds Improvements Prior Year	Commission	\$ 287,725
		<u>\$ 62,299,421</u>
431-51 Other Grants		
4100 - SHSGP		<u>\$ 65,000</u>

LEA COUNTY NEW MEXICO
Capital Outlays FY 18

454-18 Lea Regional Airport

4209 - Terminal Reconstruction-Hobbs	\$ 500,000
4287 - Safety Area Imp-Design & Environmental	\$ 160,000
4288 - Safety Area Imp	\$ 2,431,000
4294 - Property Part 139 Hobbs Airport	\$ 220,000
4312 - Wildlife Fencing Construction	\$ 50,000
4461 - Storage Building	\$ 35,000
4707 - ARFF Building	\$ 152,000
4714 - Security Improvements	\$ 15,000
4728 - AWOS	\$ 145,000
4735 - Improvements - Hobbs	\$ 70,000
4744 - Hobbs RW 12/30 south 1/3 design & recon	\$ 100,000
4745 - Hobbs STARS LITE Design	\$ 30,000
4755 - Hangar Improvements (Pending Navy Commitment)	\$ 150,000
4760 - ASP Grant Airline Equipment	\$ 85,000
4761 - Crack Seal and Seal Coat Taxiway and Ramp	\$ 745,000
	<u>\$ 4,888,000</u>

455-18 Lovington Zip Franklin Airport

4292 - Property Part 139 Lov Arpt	\$ 50,000
4493 - Electrical Vault & Generator	\$ 125,000
4670 - Fence - Lovington Airport	\$ 70,000
4714 - Security Improvements	\$ 15,000
4736 - IMPROVEMENTS-LOVINGTON ARPT	\$ 50,000
4746 - LOV Apron Rehabilitation	\$ 325,000
4777 - FY18/19 phase 3 apron rehab	\$ 350,000
	<u>\$ 985,000</u>

456-18 Jal Airport

4481 - Road Construction	\$ 270,000
4289 - Fence - Jal Airport	\$ 86,265
4493 - Electrical Vault & Generator	\$ 100,000
4714 - Security Improvements	\$ 15,000
4737 - IMPROVEMENTS-JAL ARPT	\$ 50,000
	<u>\$ 521,265</u>

499-46 Assessor Property Valuation Fund

4324 - Copier	<u>\$ 11,000</u>
---------------	------------------

618-79 County Fire Marshall

4638 - Apparatus	<u>\$ 40,000</u>
------------------	------------------

LEA COUNTY NEW MEXICO
Capital Outlays FY 18

619-59 Fire Excise Tax

4239 - Fire Station	\$ 100,000
4319 - Maljamar Fire Dept Remodel	\$ 20,000
4438 - Fire Truck	\$ 250,000
4638 - Apparatus	\$ 250,000
	<u>\$ 620,000</u>

675-85 Water Service Fund

4499 - Water/Sewer System	<u>\$ 348,434</u>
---------------------------	-------------------

808-78 Lea County Communications Authority

4331 - Server Upgrade	\$ 10,000
4641 - Computer Equipment	\$ 127,000
4714 - Security Improvements	\$ 40,000
	<u>\$ 177,000</u>

810-20 Lea County Solid Waste Authority

4314 - Landfill Cell Construction	\$ 700,000
4642 - Landfill Improvements	200,000
	<u>\$ 900,000</u>

Total Capital Projects

\$ 77,633,547

Capital Expenditures

Capital Projects

It is the responsibility of the Lea County Board of County Commissioners to develop, with input from the public and staff, an annual Capital Expenditure Budget. The County defines capital expenditures as expenditures used to acquire land; reconstruct or rehabilitate public facilities or infrastructure; expand or construct additional public facilities or infrastructure; and provide necessary equipment for use by County staff in serving the public.

The Capital Expenditure budget contains both recurring and non-recurring purchases. Recurring purchases include items such as vehicles, copiers & radios that wear out with use and regularly require replacement. Lea County's Fiscal Year 17/18 budget includes \$2.43 million in routine capital expenditures. Non-recurring capital expenditures include items such as purchases of land, and new construction. Lea County has budgeted \$75.20 million in non-recurring capital expenditures.

The County utilizes the Capital budget to allocate funds toward certain large multi-year, non-recurring projects, such as the construction of the new judicial complex, by budgeting the estimated cost of the project, though only a portion of the project may be completed during the fiscal year.



Construction of the new Judicial Complex

Lea County has started construction on a new Judicial Complex to house the New Mexico 5th Judicial District Courts. Construction started in January 2017 and is expected to be complete in the Fall of 2018. The County has budgeted \$32.35 million for the project in FY 18 which is 42% of the total capital projects budget. It is anticipated that once the Complex is complete, the annual operating expenses will be approximately \$1.75 million annually. This includes the cost of security (10 deputies), and utilities, maintenance, custodial, etc. Lea County budgeted this amount in the FY 18 budget under County Operations in anticipation of the new costs. Lea County has also budgeted \$10 million in order to renovate the historic Lea County Courthouse once the Judicial Complex is complete. Plans are for the County to enter into a contract with an architectural firm to draw up the plans for the courthouse renovation during FY 18. Over 90% of the capital expenditures at the Lea County Airports will be paid for by NMDOT and FAA grants.



Artist's Rendering of New Judicial Complex - RMKM Architects

Capitalization Policy

It is the policy of Lea County to capitalize all purchases of land and other purchases of assets that have a useful life of more than one year that have a value of over \$5,000. Assets acquired with grant funding that otherwise do not meet the County's ordinary criteria for capitalization may be capitalized if the grant requires it.

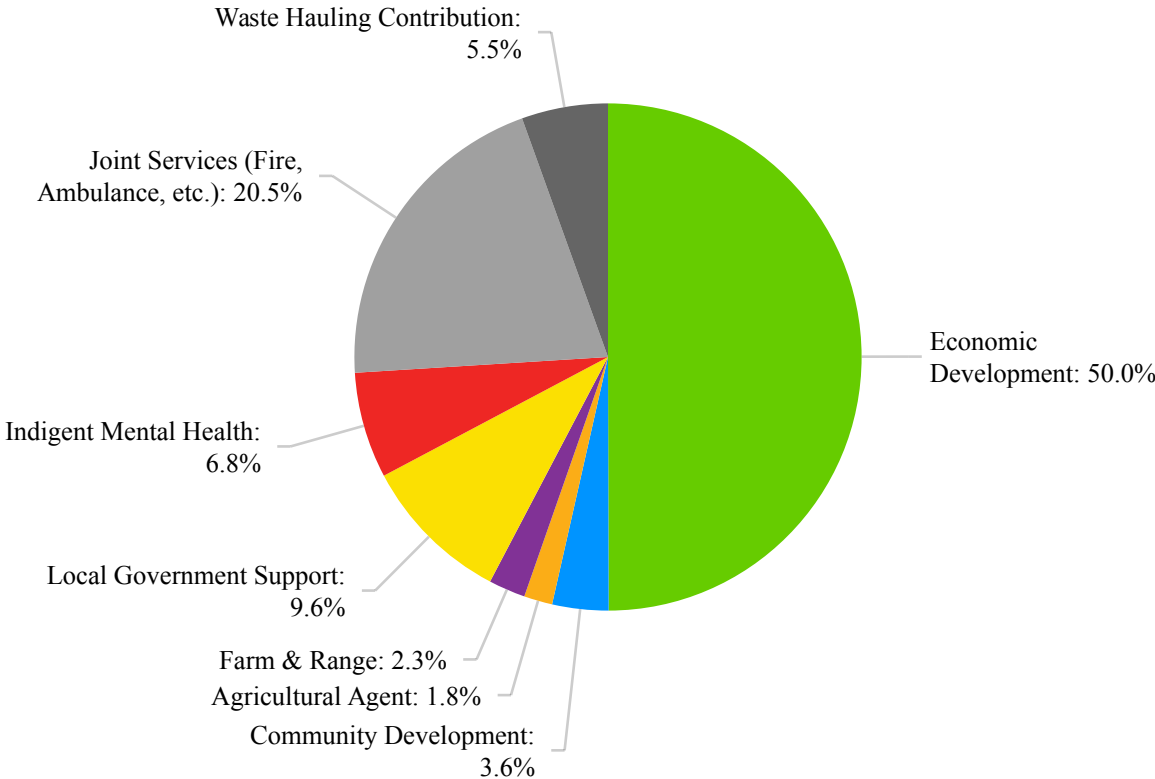
Lea County Outside Agency Funding FY17/18

	FY17 Approved	FY18 Approved
Economic Development		
401-002048		
Airline Support	\$ 1,000,000	\$ 1,500,000
City of Eunice	5,000	—
City of Jal	5,000	—
City of Lovington	5,000	—
Economic Development	55,000	55,000
EDC of Lea County	410,000	410,000
Energy Alliance (EDCLC)	25,000	25,000
New Horizons Resources (NMJC)	400,000	400,000
Lovington Main Street	—	25,000
Lovington EDC	—	25,000
Political Rep Federal	150,000	150,000
Political Rep State	25,000	25,000
Town of Tatum	5,000	—
	2,085,000	2,615,000
Community Development		
401-002157		
CASA of Lea County	26,775	26,775
Community Development	51,225	71,225
Isaiah's Kitchen	7,500	—
Manna Outreach	14,000	14,000
Meals to You (through Nor-Lea Hospital)	26,000	26,000
Option, Inc.	30,000	30,000
Salvation Army	7,500	7,500
Prior Year Commitments	—	12,000
	163,000	187,500
Agricultural Agent		
401-002061		
NMSU Agricultural & Home Extension	95,000	95,000
	95,000	95,000
Farm & Range		
403-112091		
Soil & Water Conservation	61,200	61,200
403-112092		
USDA	51,750	51,750
Prior Year Commitments	—	9,630
	112,950	122,580

Lea County Outside Agency Funding FY17/18

	FY17 Approved	FY18 Approved
Waste Hauling Contribution		
411-272153		
City of Eunice	72,000	72,000
City of Jal	72,000	72,000
City of Lovington	72,000	72,000
Town of Tatum	72,000	72,000
	288,000	288,000
Local Government Support		
401-002179		
Capital Improvements - Munis	900,000	500,000
	900,000	500,000
Indigent Mental Health		
406-132110		
Community Drug Coalition	50,000	50,000
Faith in Action	10,000	10,000
Guidance Center	30,000	30,000
Lea County Perinatal Program	105,656	105,656
Leaders	—	35,000
My Power	—	26,210
Opportunity House	50,000	50,000
Palmer Drug Abuse	35,000	35,000
Prior Year Commitments	—	11,932
	280,656	353,798
Joint Services (Fire, Ambulance, etc.)		
401-002047		
City of Eunice	100,000	100,000
City of Hobbs	500,000	500,000
City of Jal	90,000	90,000
City of Lovington	240,000	240,000
Town of Tatum	70,000	70,000
Prior Year Commitments	—	72,500
	1,000,000	1,072,500
	\$ 4,924,606	\$ 5,234,378

Outside Agency Funding



Lea County General Fund Budget Fiscal Year 2017—2018



General Fund Revenue and Expenditure Budget Summary

	<u>FY 16 Actual</u>	<u>FY 17 Adjusted</u>	<u>FY 17 Actual</u>	<u>FY 18 Budget</u>	<u>% Change</u>
401-00 County Operations					
Revenue					
Oil & Gas Taxes					
1030 - Oil & Gas Production	\$ 16,253,522	\$ 14,185,718	\$ 19,017,180	\$ 20,468,483	44.3 %
1040 - Oil & Gas Equipment	5,446,128	4,867,466	3,466,663	3,299,826	(32.2)%
Oil & Gas Taxes Total	<u>21,699,650</u>	<u>19,053,184</u>	<u>22,483,843</u>	<u>23,768,309</u>	<u>24.7 %</u>
Property Taxes					
1010 - Current Taxes	14,043,696	16,233,509	14,935,442	15,744,576	(3.0)%
1020 - Delinquent Taxes	528,098	677,035	859,930	600,000	(11.4)%
Property Taxes Total	<u>14,571,794</u>	<u>16,910,544</u>	<u>15,795,371</u>	<u>16,344,576</u>	<u>(3.3)%</u>
Payment in Lieu of Taxes					
1080 - Fed Pymt In Lieu Of Taxes	1,173,150	986,000	1,109,802	1,089,110	10.5 %
1081 - Local Pymt In Lieu Of Taxes	2,094,617	2,465,766	2,530,812	2,392,456	(3.0)%
Payment in Lieu of Taxes Total	<u>3,267,767</u>	<u>3,451,766</u>	<u>3,640,614</u>	<u>3,481,566</u>	<u>0.9 %</u>
Charges for Services					
1004 - Rodeo Sponsorships	—	—	34,957	—	— %
1005 - Arena/Stall Rental	—	—	4,697	—	— %
1016 - RV Space Rental	—	—	76	—	— %
1210 - County Clerk Fees	390,994	342,000	533,597	500,000	46.2 %
1220 - Probate Clerk Fees	4,710	4,000	5,010	2,000	(50.0)%
1293 - Fair RV Space Rentals	—	—	762	—	— %
1294 - Fair Comm Booth Rentals	—	—	24,875	—	— %
1298 - Fairground Building Rent	—	—	6,954	—	— %
1450 - Xerox,Maps,Voters List	3,180	1,500	4,700	3,000	100.0 %
1801 - Entry Fees	—	—	515	—	— %
Charges for Services Total	<u>398,883</u>	<u>347,500</u>	<u>651,457</u>	<u>505,000</u>	<u>45.3 %</u>
Intergovernmental					
1216 - State Grant - Sheriff Dispatch	—	—	1,896	—	— %
1218 - Fed SCAAP Grant	17,322	—	—	—	— %
1347 - Wildland Fire Reimbursement	—	7,393	—	—	(100.0)%
1437 - Homeland Security Grant	—	—	7,392	5,000	— %
1487 - Lodger's Tax Grant	—	50,000	25,000	25,000	(50.0)%
1495 - Safer NM Fed Grant	—	23,785	2,902	—	(100.0)%
Intergovernmental Total	<u>17,322</u>	<u>81,178</u>	<u>37,191</u>	<u>30,000</u>	<u>(63.0)%</u>
Miscellaneous					
1050 - Interest	167,966	150,040	202,421	120,000	(20.0)%
1062 - Admin Fee	112,936	100,040	107,862	—	(100.0)%
1180 - Interest On Investments	391,564	450,000	357,542	150,000	(66.7)%
1181 - Interest-County Clerk	35	25	41	25	— %
1212 - Book Store Permit	250	250	500	250	— %

General Fund Revenue and Expenditure Budget Summary

	<u>FY 16 Actual</u>	<u>FY 17 Adjusted</u>	<u>FY 17 Actual</u>	<u>FY 18 Budget</u>	<u>% Change</u>
1230 - Civil Fees	36,111	34,000	34,492	30,000	(11.8)%
1250 - Sub-Division Fees	3,355	1,000	2,498	1,000	— %
1260 - Refunds	41,029	36,880	96,334	50,000	35.6 %
1262 - Vol Firefighter Reimb	655	—	—	—	— %
1265 - Franchise Fees	33,830	30,000	30,913	30,000	— %
1268 - Road Crossing Permit	33,077	20,000	249,368	150,000	650.0 %
1269 - Pit Royalties	—	7,000	—	—	(100.0)%
1270 - Insurance Recovery	30,904	29,066	48,429	25,000	(14.0)%
1290 - Rental Of Property	10,080	—	8,903	—	— %
1299 - Ranch Rodeo	—	—	13,000	—	— %
1340 - Sale Of County Property	171,328	25,000	1	25,000	— %
1341 - Civil Penalties	135,902	80,000	141,116	100,000	25.0 %
1381 - Miscellaneous	57,539	114,950	94,884	50,000	(56.5)%
1530 - General Motor Vehicle	274,846	250,000	272,680	250,000	— %
1902 - Deposits	—	—	3,300	—	— %
Miscellaneous Total	<u>1,501,405</u>	<u>1,328,251</u>	<u>1,664,285</u>	<u>981,275</u>	<u>341.6 %</u>
Total Revenue	<u>41,456,821</u>	<u>41,172,423</u>	<u>44,272,762</u>	<u>45,110,726</u>	<u>9.6 %</u>
Total Expenditures					
401-00 County Operations	\$7,368,074	\$11,262,912	\$8,128,687	\$11,282,451	0.2 %
401-01 County Executive	611,927	937,611	829,464	1,274,766	36.0 %
401-02 IT Dept	612,828	654,084	627,277	685,876	4.9 %
401-03 Facilities Dept	1,539,658	1,891,130	1,494,118	1,898,040	0.4 %
401-04 Clerk's Recording & Filing	494,793	631,321	570,814	597,944	(5.3)%
401-05 Clerk's Bureau of Elections	322,376	406,454	350,736	394,597	(2.9)%
401-06 County Assessor	700,531	807,032	751,341	785,263	(2.7)%
401-07 County Treasurer	408,075	528,899	462,521	492,324	(6.9)%
401-08 County Sheriff	7,142,360	8,560,629	7,941,179	7,815,859	(8.7)%
401-09 Probate Judge	44,113	45,047	42,507	43,447	(3.6)%
401-24 Legal Dept	509,767	746,157	437,023	893,863	19.8 %
401-25 Human Resources	259,603	337,749	288,327	344,299	1.9 %
401-26 Environmental Services	227,811	261,161	235,766	—	(100.0)%
401-31 Events	2,139,404	2,147,884	2,107,481	100,000	(95.3)%
401-32 Fairgrounds	—	181,827	109,646	—	(100.0)%
401-33 Fair and Rodeo	—	498,000	99,201	—	(100.0)%
401-37 Hispanic Heritage Rodeo	—	85,550	10,995	—	(100.0)%
401-56 DWI Program	13,671	9,470	6,801	15,768	66.5 %
401-75 Finance Dept	652,435	847,553	765,127	1,051,469	24.1 %
401-76 Planning Dept	70,501	230,999	75,901	91,868	(60.2)%
401-77 Emergency Mgmt	235,376	374,779	240,056	398,521	6.3 %
401-81 Misdemeanor Compliance	75,038	91,471	90,433	109,666	19.9 %
Total Expenditures	<u>23,428,342</u>	<u>31,537,719</u>	<u>25,665,402</u>	<u>28,276,020</u>	<u>(10.3)%</u>

General Fund Revenue and Expenditure Budget Summary

	<u>FY 16 Actual</u>	<u>FY 17 Adjusted</u>	<u>FY 17 Actual</u>	<u>FY 18 Budget</u>	<u>% Change</u>
Net Change from Operations	18,028,479	9,634,704	18,607,360	16,834,706	3.2 %
Capital Outlays (See Detail)	—	—	—	—	— %
Net Change in Fund Balance	18,028,479	9,634,704	18,607,360	16,834,706	3.2 %
Cash Fund Balance Beginning of Year	65,263,186	63,648,152	63,648,152	67,453,016	6.0 %
Cash Transfer to/from the General Fund	(19,643,512)	(65,310,639)	(14,802,496)	(77,184,511)	18.2 %
Cash Fund Balance End of Year	<u>\$ 63,648,152</u>	<u>\$ 7,972,217</u>	<u>\$ 67,453,016</u>	<u>\$ 7,103,211</u>	<u>(10.9)%</u>

Lea County Operations

Mission Statement

To contribute to the continued development of Lea County through effective and efficient investments in quality of life improvements, public safety, infrastructure, and Economic Development, within the constraints of sound fiscal policy.

Focus

County Facilities, Infrastructure & Roads

The County has more than 1200 miles of county roads to maintain. For FY17-18, \$3,800,000 is budgeted to transfer to the road department for continuous improvement and maintenance of county roads. Additionally, the County has more than \$62,000,000 budgeted to a new judicial complex, remodel of the historic courthouse and to address improvements of various county facilities.

Safety

The municipalities located within Lea county, through a Memorandum of Agreement, provide fire, ambulance services to residents outside of the corporate boundaries of the municipalities. For FY17-18, the LCBCC budgeted \$1,000,000 for these services. Additionally, the County approved adding eight new full time deputies for the Lea County Sheriff's Office.

Natural Resources

The County Commission continues to evaluate options related to the best conservation strategies of water in Lea County.

Quality of Life

The LCBCC is committed to working with the municipalities and the New Mexico Junior College in jointly implementation the recommendations of the Master Recreational Plan. The County currently has agreements with the City of Lovington, Jal Public Schools, New Mexico Junior College and the City of Eunice for investments in recreational amenities such as park facilities, athletic fields and walking trails.

Elected Officials

The Lea County Board of Commissioners is composed of five (5) members who are elected by the citizens of their respective district. Each Commissioner is elected to a four (4) year term and is limited by state statute to two consecutive terms unless they were appointed to complete a predecessors unfilled term.

401-00 Lea County Operations

	<u>FY 16 Actual</u>	<u>FY 17 Adjusted</u>	<u>FY 17 Actual</u>	<u>FY 18 Budget</u>	<u>% Change</u>
Expenditures					
Salaries & Benefits					
2001 - Elected Official(s)	\$ 125,968	\$ 130,597	\$ 128,409	\$ 131,285	0.5 %
2063 - PERA	14,832	18,907	13,147	19,004	0.5 %
2064 - FICA	9,448	9,991	9,587	10,043	0.5 %
2065 - Health Insurance	46,495	56,250	46,142	75,039	33.4 %
Total Salaries & Benefits	<u>196,742</u>	<u>215,745</u>	<u>197,285</u>	<u>235,370</u>	<u>9.1 %</u>
Operating Costs					
2008 - Printing & Publishing	14,294	15,000	10,669	15,000	— %
2010 - Travel/Per Diem	18,594	15,000	12,253	15,000	— %
2016 - Education/Registration/Dues	6,926	7,500	3,117	7,500	— %
2021 - Advisory Boards Per Diem	6,270	15,000	8,635	15,000	— %
2041 - Environmental Operations	25,533	37,000	12,579	37,000	— %
2043 - Surveying, Engineering & Planning	—	60,000	60,000	60,000	— %
2047 - Contractual - Governmental Unit	807,500	1,060,000	1,060,000	1,072,500	1.2 %
2048 - Economic Development	1,833,300	2,296,000	2,295,656	2,615,000	13.9 %
2056 - Economic Development Travel	—	8,000	—	8,000	— %
2060 - Water Resource Development	232,393	1,000,000	318,049	750,000	(25.0)%
2061 - Contractual - Agriculture Agent	95,000	95,000	95,000	95,000	— %
2062 - Audit	52,926	56,060	56,060	59,451	6.0 %
2066 - Insurance - Worker's Comp	287,954	323,000	310,803	361,000	11.8 %
2067 - Property/Liability Insurance	846,956	932,000	925,590	950,000	1.9 %
2069 - Membership Dues	39,215	60,000	39,895	50,000	(16.7)%
2112 - Rental Of Land	20,792	24,000	23,443	25,000	4.2 %
2126 - State Unemployment Tax	21,420	20,000	7,343	20,000	— %
2130 - Computers And Peripherals	8,681	9,500	5,881	5,000	(47.4)%
2155 - DWI Prior Year Adjustment	78,054	—	—	—	— %
2157 - Agency Support	217,203	163,000	96,407	187,500	15.0 %
2179 - Local Government Support	153,172	900,000	—	500,000	(44.4)%
2250 - Code Red Program	—	24,000	21,422	24,000	— %
2290 - Workforce Housing	259,035	1,629,000	694,957	370,000	(77.3)%
2430 - Emergency Communications Center	1,934,343	1,941,607	1,800,994	1,694,130	(12.7)%
2441 - Service Award	768	2,500	619	2,000	(20.0)%
2442 - DA Office Rent	84,000	84,000	70,000	84,000	— %
2885 - Settlements	127,000	220,000	1,897	225,000	2.3 %
2898 - Property Damages	—	50,000	133	50,000	— %
2909 - Judicial Complex Operations	—	—	—	1,750,000	— %
Total Operating Costs	<u>7,368,074</u>	<u>11,262,912</u>	<u>8,128,687</u>	<u>11,282,451</u>	<u>0.2 %</u>
Total Expenditures	<u>\$ 7,368,074</u>	<u>\$ 11,262,912</u>	<u>\$ 8,128,687</u>	<u>\$ 11,282,451</u>	<u>0.2 %</u>

401-00 Lea County Operations

	<u>FTE</u>	<u>Salary</u>	<u>FICA & Medicare</u>	<u>PERA</u>	<u>Group Health Ins.</u>	<u>Retiree Ins.</u>	<u>Total</u>
401-00 County Operations							
Elected Official(s)							
Commissioner	5.00	\$ 131,285	\$ 10,043	\$ 19,004	\$ 75,039	\$ —	\$ 235,370
Elected Official(s) Total	<u>5.00</u>	<u>131,285</u>	<u>10,043</u>	<u>19,004</u>	<u>75,039</u>	<u>—</u>	<u>235,370</u>
County Operations Total	<u>5.00</u>	<u>\$ 131,285</u>	<u>\$ 10,043</u>	<u>\$ 19,004</u>	<u>\$ 75,039</u>	<u>\$ —</u>	<u>\$ 235,370</u>

Lea County Executive

Mission Statement

To provide professional and innovative management and support to the LCBCC, County staff, and the citizens of Lea County by managing and coordinating all county departments and operations with respect to federal, state, and local law in a fiscally responsible manner, recommending and implementing policies to the Board, and ensuring that the directives and policies established by the LCBCC are implemented.

Function

The County Manger reports directly to the Lea County Board of County Commissioners and is their sole employee. The County Manager is responsible for the implementation of Lea County established by the County Commissioners and is responsible for day to day operations of the County.

Accomplishments

Mike Gallagher has been the County Manager of Lea County since December 2010. Since then, Lea County, with the Commissioners, County staff, and strategic partners has achieved numerous accomplishments:

- GFOA Distinguished Budget Presentation Award
- Clean Unmodified Audit- no material weakness and no reoccurring findings
- Successfully negotiated the market-rate sale of thousands of County owned property at the Lea County EnergyPlex Park
- Last year more than \$60,000,000 in County issued Industrial Revenue Bonds
- 2016 Annual New Mexico Association of Counties Conference
- 2016 Workers Compensation Safety Award - NM Association of Counties
- Awarded construction of new Judicial Complex and successfully negotiated reduced construction cost
- Runway reconstruction at Lea County Regional Airport
- Improvements at Jal & Lovington airports
- Fair ground improvements
- Road partnerships and improvements: Commercial Street (Lovington) and Texas (Eunice)
- Began work on existing courthouse for design and professional services for renovation
- Reorganized staff structure for Lea County Fair Grounds and Event Center
- Consolidated Dispatch Center, LCCA, first and only agency in NM to obtain certification from the National Center for Missing & Exploited Children
- Deployment of new CAD system to county departments at a savings of 14% of initial cost
- LCCA & County Staff & NMJC together keeping dispatch academy in Lea County
- Lea County Detention Center earned reaccreditation
- Lea County Misdemeanor Compliance Program, third program in the State to earn accreditation
- Improved the ISO ratings for each County Volunteer Fire Districts & improvements to each district

Staffing

The Executive Office staff consists of the County Manager, Assistant County Manager, Executive Coordinator and the Lea County Historian.

401-01 Executive Office

	<u>FY 16 Actual</u>	<u>FY 17 Adjusted</u>	<u>FY 17 Actual</u>	<u>FY 18 Budget</u>	<u>% Change</u>
Expenditures					
Salaries & Benefits					
2002 - Full-Time Positions	\$ 363,952	\$ 545,921	\$ 543,869	\$ 482,814	(11.6)%
2005 - Overtime	3,430	3,000	3,000	8,000	166.7 %
2063 - PERA	53,929	59,619	58,572	49,461	(17.0)%
2064 - FICA	24,948	38,483	36,345	34,051	(11.5)%
2065 - Health Insurance	69,451	96,670	89,832	72,019	(25.5)%
2103 - Contract Severance	—	—	—	440,705	— %
2109 - SEC 125 Flex Spending	26	55	—	155	181.8 %
2170 - Alternative Retirement Contrib	—	22,881	22,643	23,000	0.5 %
2185 - Vehicle Allowance	20,996	21,000	21,000	21,000	— %
2200 - Retiree Health Care	10,333	15,559	11,017	13,760	(11.6)%
2208 - Vacation	7,115	13,500	7,329	13,500	— %
2209 - Straight Time - OT	346	1,000	680	1,000	— %
Total Salaries & Benefits	<u>554,526</u>	<u>817,688</u>	<u>794,287</u>	<u>1,159,466</u>	<u>41.8 %</u>
Operating Costs					
2008 - Printing & Publishing	4,730	6,300	3,256	6,300	— %
2009 - Office Supplies	3,332	37,123	4,525	30,000	(19.2)%
2010 - Travel/Per Diem	16,695	12,000	9,792	12,000	— %
2011 - Vehicle - Gas & Oil	1,623	5,000	2,042	6,000	20.0 %
2016 - Education/Registration/Dues	6,953	6,000	6,000	7,000	16.7 %
2111 - Vehicle - Maintenance	1,260	500	143	1,000	100.0 %
2130 - Computers And Peripherals	2,368	3,000	2,171	3,000	— %
2152 - Contract Labor/Professional Svcs	20,440	50,000	7,249	50,000	— %
Total Operating Costs	<u>57,401</u>	<u>119,923</u>	<u>35,178</u>	<u>115,300</u>	<u>(3.9)%</u>
Total Expenditures	<u>\$ 611,927</u>	<u>\$ 937,611</u>	<u>\$ 829,464</u>	<u>\$ 1,274,766</u>	<u>36.0 %</u>

401-01 Executive Office

	<u>FTE</u>	<u>Salary</u>	<u>FICA & Medicare</u>	<u>PERA</u>	<u>Group Health Ins.</u>	<u>Retiree Ins.</u>	<u>Total</u>
401-01 Executive							
Full-Time Positions							
Administrative Coordinator	0.00	\$ —	\$ —	\$ —	\$ —	\$ —	\$ —
Assistant Manager	0.90	141,111	9,393	—	17,693	4,022	172,219
Director	1.00	81,910	6,266	11,857	15,008	2,334	117,375
Executive Coordinator	1.00	63,523	4,860	9,195	19,659	1,810	99,047
Manager	1.00	196,269	10,193	28,410	19,659	5,594	260,124
Full-Time Positions Total	<u>3.90</u>	<u>482,814</u>	<u>30,712</u>	<u>49,461</u>	<u>72,019</u>	<u>13,760</u>	<u>648,766</u>
Alternative Retirement Contribution		23,000	—	—	—	—	23,000
Contract Severance		440,705	—	—	—	—	440,705
Overtime		8,000	612	—	—	—	8,612
SEC 125 Flex Spending		155	12	—	—	—	167
Straight Time - OT		1,000	77	—	—	—	1,077
Vacation		13,500	1,033	—	—	—	14,533
Vehicle Allowance		21,000	1,607	—	—	—	22,607
Executive Total	<u>3.90</u>	<u>\$ 990,174</u>	<u>\$ 34,051</u>	<u>\$ 49,461</u>	<u>\$ 72,019</u>	<u>\$ 13,760</u>	<u>\$ 1,159,466</u>

Information Technology

Mission Statement

To provide leadership in information technology, with a focus on providing strategic direction on technology issues, leading technology innovation initiatives, while responsibly managing Lea County's technology infrastructure and applications and maintain the highest level of reliable service to County departments and the community served.

Function

It is the responsibility of the Information Technology (IT) Department to safeguard all County information whether that information is located in a database, email, or in a phone conversation; to ensure that all computer and telecommunications equipment is secure and fully operational, and provide support to all County network users.

Staff

The IT Department is staffed by one Administrator and three Coordinators. Depending upon their area of expertise, the administrator and each coordinator has a specific location assignment at the Courthouse, Sheriff's Department, and Detention Facility.

Accomplishment

The successful operation of every department is highly dependent upon I.T. During FY 16/17, the County converted the network from a layer 2 network to a layer 3 network. The new layer 3 architecture enabled the conversion of all facilities to IP telephones and the deployment of additional IP cameras. The County also updated the wireless access system, migrated to a new email protection service, and upgraded to fiber optic circuits at the Courthouse.

Goals

During FY 18, the I.T. Department is planning on modifying the network for an upgrade to new public safety software, upgrade the connection speed for several facilities, add new circuits and deploy two new servers. Other projects include replacing all core servers with updated hardware and software and implementing a new county wide time keeping solution.

401-02 Information Technology

	<u>FY 16 Actual</u>	<u>FY 17 Adjusted</u>	<u>FY 17 Actual</u>	<u>FY 18 Budget</u>	<u>% Change</u>
Expenditures					
Salaries & Benefits					
2002 - Full-Time Positions	\$ 205,898	\$ 217,816	\$ 216,400	\$ 215,987	(0.8)%
2005 - Overtime	8,297	3,000	1,462	15,000	400.0 %
2063 - PERA	30,279	34,137	31,759	31,264	(8.4)%
2064 - FICA	17,791	18,637	17,237	18,149	(2.6)%
2065 - Health Insurance	47,847	51,765	45,291	43,365	(16.2)%
2109 - SEC 125 Flex Spending	102	155	—	155	— %
2200 - Retiree Health Care	5,801	6,208	6,085	6,156	(0.8)%
2208 - Vacation	—	7,800	—	5,100	(34.6)%
2209 - Straight Time - OT	—	—	—	1,000	— %
Total Salaries & Benefits	<u>316,015</u>	<u>339,518</u>	<u>318,234</u>	<u>336,176</u>	<u>(1.0)%</u>
Operating Costs					
2007 - Communications	193,110	215,000	214,747	228,000	6.0 %
2009 - Office Supplies	8,690	8,500	8,473	8,500	— %
2010 - Travel/Per Diem	212	2,000	86	2,000	— %
2011 - Vehicle - Gas & Oil	1,306	3,000	2,507	3,000	— %
2012 - Maintenance	37,362	42,066	42,066	44,000	4.6 %
2016 - Education/Registration/Dues	1,840	3,000	3,000	3,000	— %
2101 - Contract - Data Processing	20,138	23,000	21,748	34,200	48.7 %
2104 - Contract - Other Services	5,043	5,000	3,741	5,000	— %
2111 - Vehicle - Maintenance	606	2,000	1,713	1,000	(50.0)%
2130 - Computers And Peripherals	27,268	6,000	6,000	6,000	— %
2605 - Operating Costs	—	—	—	10,000	— %
2899 - Disaster Recovery	1,238	5,000	4,964	5,000	— %
Total Operating Costs	<u>296,814</u>	<u>314,566</u>	<u>309,043</u>	<u>349,700</u>	<u>11.2 %</u>
Total Expenditures	<u>\$ 612,828</u>	<u>\$ 654,084</u>	<u>\$ 627,277</u>	<u>\$ 685,876</u>	<u>4.9 %</u>

401-02 Information Technology

	<u>FTE</u>	<u>Salary</u>	<u>FICA & Medicare</u>	<u>PERA</u>	<u>Group Health Ins.</u>	<u>Retiree Ins.</u>	<u>Total</u>
401-02 Information Technology							
Full-Time Positions							
IT Administrator	1.00	\$ 68,411	\$ 5,233	\$ 9,903	\$ 6,675	\$ 1,950	\$ 92,172
IT Technician	3.00	147,576	11,290	21,362	36,690	4,206	221,123
Full-Time Positions Total	4.00	215,987	16,523	31,264	43,365	6,156	313,295
Overtime		15,000	1,148	—	—	—	16,148
SEC 125 Flex Spending		155	12	—	—	—	167
Straight Time - OT		1,000	77	—	—	—	1,077
Vacation		5,100	390	—	—	—	5,490
Information Technology Total	<u>4.00</u>	<u>\$ 237,242</u>	<u>\$ 18,149</u>	<u>\$ 31,264</u>	<u>\$ 43,365</u>	<u>\$ 6,156</u>	<u>\$ 336,176</u>

Facilities Management

Mission Statement

To provide quality maintenance and repair services for Lea County government facilities resulting in a safe, healthy, and optimum work environment for County employees and quality facilities for County citizens.

Function

The Facilities Department is responsible for the daily maintenance and repair of the various facilities and grounds owned by Lea County. The Facilities Director is also responsible for all capital projects that involve major repairs, renovation or construction of new facilities.

Staff

The Facilities Department has one Director, one Supervisor, seven Maintenance Technicians, two Custodians, one Electrician and Administrative Coordinator. Staff is assigned to specific locations including the Courthouse, Sheriff's Office, and the Lea County Detention Facility, but provide maintenance services for all County facilities.

Accomplishments

During FY 16/17, the Facilities Department remodeled a building at the Fairgrounds, fixed and repaired roofing system for proper drainage at the Fairgrounds, demolished and rebuilt the Bunny Show Barn at the Fairgrounds and broke ground on the new Judicial Complex.

Goals

In FY 17/18, the Facilities Department will work with architects and engineers to complete design work for renovation of the historic Lea County Courthouse. Facilities will also manage renovations on the Lea County Event Center to include new lighting, door and window replacement and parking lot improvements. The Facilities Director will continue to oversee the completion of the Judicial Complex.

401-03 Facilities Department

	<u>FY 16 Actual</u>	<u>FY 17 Adjusted</u>	<u>FY 17 Actual</u>	<u>FY 18 Budget</u>	<u>% Change</u>
Expenditures					
Salaries & Benefits					
2002 - Full-Time Positions	434,738	463,715	458,800	528,819	14.0 %
2005 - Overtime	30,090	69,040	28,472	30,000	(56.5)%
2063 - PERA	48,322	77,122	50,802	76,547	(0.7)%
2064 - FICA	35,377	41,964	37,571	43,905	4.6 %
2065 - Health Insurance	162,354	169,868	169,868	184,093	8.4 %
2109 - SEC 125 Flex Spending	77	105	—	105	— %
2200 - Retiree Health Care	9,258	13,216	9,733	15,071	14.0 %
2208 - Vacation	—	7,800	—	6,000	(23.1)%
2209 - Straight Time - OT	5,293	8,000	8,000	9,000	12.5 %
Total Salaries & Benefits	<u>725,509</u>	<u>850,830</u>	<u>763,245</u>	<u>893,540</u>	<u>5.0 %</u>
Operating Costs					
2009 - Office Supplies	\$ 1,310	\$ 9,500	\$ 1,011	\$ 2,500	(73.7)%
2010 - Travel/Per Diem	133	1,500	93	1,500	— %
2011 - Vehicle - Gas & Oil	17,523	18,000	17,146	18,000	— %
2013 - Rental Of Equipment	3,758	5,000	—	5,000	— %
2016 - Education/Registration/Dues	160	1,500	200	1,500	— %
2025 - Utilities	196,775	231,000	185,472	231,000	— %
2032 - Building Maint-Event Center	23,839	25,000	15,830	25,000	— %
2046 - Janitors Supplies	56,956	65,000	57,908	65,000	— %
2079 - Contractural Serv - Maintenance	98,019	160,000	90,185	130,000	(18.8)%
2111 - Vehicle - Maintenance	18,076	18,000	7,103	18,000	— %
2130 - Computers And Peripherals	1,511	2,500	899	3,500	40.0 %
2131 - Uniforms	4,189	3,500	3,500	3,500	— %
2152 - Contract Labor/Professional Svcs	8,385	60,000	5,511	60,000	— %
2700 - Maintenance	148,450	145,000	145,000	165,000	13.8 %
2703 - Maintenance - Sheriff'S Dept	35,293	45,000	35,003	45,000	— %
2708 - Maintenance - Other Bldgs	69,938	95,000	87,887	120,000	26.3 %
2802 - Staff Labor	129,834	114,800	76,751	70,000	(39.0)%
2998 - Roof Management	—	40,000	1,373	40,000	— %
Total Operating Costs	<u>814,149</u>	<u>1,040,300</u>	<u>730,873</u>	<u>1,004,500</u>	<u>(3.4)%</u>
Total Expenditures	<u>\$ 1,539,658</u>	<u>\$ 1,891,130</u>	<u>\$ 1,494,118</u>	<u>\$ 1,898,040</u>	<u>0.4 %</u>

401-03 Facilities Department

	<u>FTE</u>	<u>Salary</u>	<u>FICA & Medicare</u>	<u>PERA</u>	<u>Group Health Ins.</u>	<u>Retiree Ins.</u>	<u>Total</u>
401-03 Facilities Department							
Full-Time Positions							
Custodian	2.00	\$ 50,794	\$ 3,886	\$ 7,352	\$ 34,667	\$ 1,448	\$ 98,146
Director	1.00	80,205	6,136	11,610	15,008	2,286	115,244
Maintenance Tech	7.00	237,432	18,164	34,368	93,076	6,767	389,807
Supervisor	2.00	90,376	6,914	13,082	21,682	2,576	134,630
Electrician	1.00	70,013	5,356	10,134	19,659	1,995	107,158
Full-Time Positions Total	<u>13.00</u>	<u>528,819</u>	<u>40,455</u>	<u>76,547</u>	<u>184,093</u>	<u>15,071</u>	<u>844,984</u>
Overtime		30,000	2,295	—	—	—	32,295
SEC 125 Flex Spending		105	8	—	—	—	113
Straight Time - OT		9,000	689	—	—	—	9,689
Vacation		6,000	459	—	—	—	6,459
Facilities Department Total	<u>13.00</u>	<u>\$ 573,924</u>	<u>\$ 43,905</u>	<u>\$ 76,547</u>	<u>\$ 184,093</u>	<u>\$ 15,071</u>	<u>\$ 893,540</u>

Lea County Clerk

Mission Statement

To produce and maintain the best permanent public records in the nation, provide quality service to taxpayers, and ensure the public retains a high opinion of Lea County, the County Clerk's Office, and the elected official who manages it; and conduct the most correct, trouble-free elections that ensures hassle-free voting for Lea County citizens.

Function

The County Clerk's office is the official record keeper for Lea County. All documents pertaining to Lea County land are recorded in this office: deeds, oil & gas leases, mortgages, and other similar documents. Any document which a person wishes to place on public record such as discharges from military service, powers of attorney, stipulations, or espousal agreements, for example, are also recorded.

The Clerk's office issues marriage licenses. Licenses issued in Lea county may be used anywhere in the State of New Mexico but the record of the license and marriage are maintained in the Clerk's office. The Clerk is also the Probate Clerk to the County Probate Judge and maintains all probate proceedings executed by the Probate Judge.

The Clerk is the ex-officio clerk of the County Commission, the Clerk or a deputy is required to be present and take minutes of all commission meetings. The preservation of commission proceedings such as minutes, ordinances, and resolutions is the responsibility of the Clerk's office.

Staff

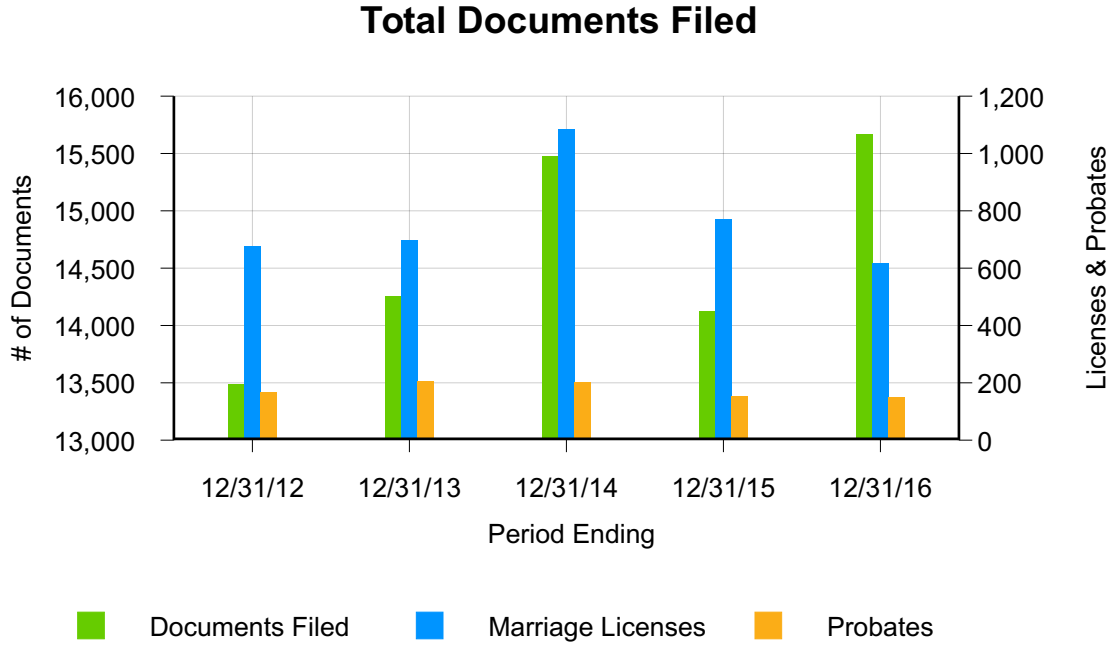
The staff of the office of county clerk includes an elected county clerk, a chief deputy clerk, a records technology specialist, an administrator of bureau of elections, and seven deputy clerks.

Goals

The goals of the county clerk are to keep accurate records that can be accessed easily and in accordance with the law. Since January of 2017, the county clerk has shortened the time it takes to make a public record, to access it, and to return it to its filer; moved towards the electronic filing of public records; moved towards creating an electronic index of public documents accessible from home and business computers; provided for the redaction of public records so that personal information protected under the law cannot be accessed electronically; digitized public records so that they can be stored, accessed, copied, and delivered with greater ease; and removed stale or outdated registrations from voter rolls so that the rolls are current, accurate, and less likely to be exploited for fraud.

Funds

401-04 - Clerk's Recording & Filing Fund
 401-05 - Clerk's Bureau of Elections
 405-54 - Clerk's Recording & Filing Fund



401-04 County Clerk's Recording & Filing

	<u>FY 16 Actual</u>	<u>FY 17 Adjusted</u>	<u>FY 17 Actual</u>	<u>FY 18 Budget</u>	<u>% Change</u>
Expenditures					
Salaries & Benefits					
2001 - Elected Official(s)	\$ 57,145	\$ 63,760	\$ 62,020	\$ 65,855	3.3 %
2002 - Full-Time Positions	222,794	257,738	257,019	257,604	(0.1)%
2004 - Temporary Positions	1,462	17,125	3,537	6,700	(60.9)%
2005 - Overtime	6,728	15,525	12,437	15,000	(3.4)%
2063 - PERA	32,955	47,571	43,288	46,821	(1.6)%
2064 - FICA	19,606	26,390	25,870	27,236	3.2 %
2065 - Health Insurance	71,501	103,874	88,264	81,717	(21.3)%
2109 - SEC 125 Flex Spending	141	205	—	205	— %
2200 - Retiree Health Care	7,919	9,163	8,954	7,342	(19.9)%
2208 - Vacation	785	8,165	6,276	8,165	— %
2209 - Straight Time - OT	1,505	3,005	1,746	2,500	(16.8)%
Total Salaries & Benefits	<u>422,540</u>	<u>552,521</u>	<u>509,410</u>	<u>519,144</u>	<u>(6.0)%</u>
Operating Costs					
2008 - Printing & Publishing	\$ 2,642	\$ 2,800	\$ 2,800	\$ 2,800	— %
2009 - Office Supplies	26,481	24,000	24,000	24,000	— %
2010 - Travel/Per Diem	5,000	5,000	2,452	5,000	— %
2012 - Maintenance	35,705	44,000	29,151	44,000	— %
2016 - Education/Registration/Dues	2,425	3,000	3,000	3,000	— %
Total Operating Costs	<u>72,253</u>	<u>78,800</u>	<u>61,404</u>	<u>78,800</u>	<u>— %</u>
Total Expenditures	<u>\$ 494,793</u>	<u>\$ 631,321</u>	<u>\$ 570,814</u>	<u>\$ 597,944</u>	<u>(5.3)%</u>

401-04 County Clerk's Recording & Filing

	<u>FTE</u>	<u>Salary</u>	<u>FICA & Medicare</u>	<u>PERA</u>	<u>Group Health Ins.</u>	<u>Retiree Ins.</u>	<u>Total</u>
401-04 Clerk's Recording & Filing							
Elected Official(s)							
County Clerk	1.00	\$ 65,855	\$ 5,038	\$ 9,533	\$ 15,008	\$ —	\$ 95,433
Elected Official(s) Total	1.00	65,855	5,038	9,533	15,008	—	95,433
Full-Time Positions							
Administrative Assistant	1.00	34,798	2,662	5,037	6,675	992	50,164
Chief Deputy	1.00	62,562	4,786	9,056	—	1,783	78,187
Deputy Clerk	4.00	123,490	9,447	17,875	48,016	3,519	202,347
Records Secretary	1.00	36,754	2,812	5,320	12,018	1,047	57,951
Full-Time Positions Total	7.00	257,604	19,707	37,288	66,709	7,342	388,649
Overtime		15,000	1,148	—	—	—	16,148
SEC 125 Flex Spending		205	16	—	—	—	221
Straight Time - OT		2,500	191	—	—	—	2,691
Temporary Positions		6,700	513	—	—	—	7,213
Vacation		8,165	625	—	—	—	8,790
Clerk's Recording & Filing Total	<u>8.00</u>	<u>\$ 356,029</u>	<u>\$ 27,236</u>	<u>\$ 46,821</u>	<u>\$ 81,717</u>	<u>\$ 7,342</u>	<u>\$ 519,144</u>

Lea County Bureau of Elections

Mission Statement

To produce and maintain the best permanent public records in the nation, provide quality service to taxpayers, and ensure the public retains a high opinion of Lea County, the County Clerk's Office, and the elected official who manages it; and conduct the most correct, trouble-free elections that ensures hassle-free voting for Lea County citizens.

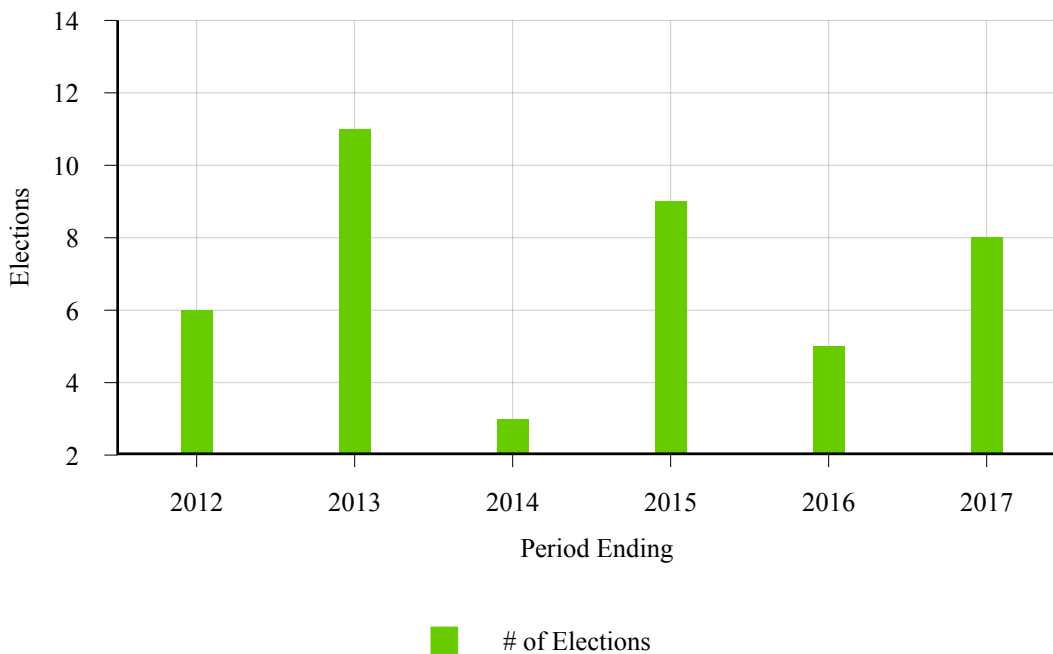
Function

The County Clerk is the Chief Administrator of Elections. All elections except municipal elections are planned, conducted, and canvassed by the Clerk's office. Voter affidavits and files are processed and updated and all records pertaining to elections are maintained.

Staff

The Bureau of Elections staff consists of an Elections Administrator, Deputy Clerk and a Records Technician. Precinct Judges and Clerks are used during an election at precinct polling place.

of Annual Elections



401-05 County Clerk's Bureau of Election

	<u>FY 16 Actual</u>	<u>FY 17 Adjusted</u>	<u>FY 17 Actual</u>	<u>FY 18 Budget</u>	<u>% Change</u>
Expenditures					
Salaries & Benefits					
2002 - Full-Time Positions	\$ 122,850	\$ 131,415	\$ 131,415	\$ 130,354	(0.8)%
2003 - Part Time Positions	896	7,150	—	7,150	— %
2004 - Temporary Positions	38,564	56,000	49,049	56,000	— %
2005 - Overtime	25,303	26,245	24,826	26,245	— %
2063 - PERA	18,280	22,824	19,834	18,869	(17.3)%
2064 - FICA	15,162	17,894	14,887	17,932	0.2 %
2065 - Health Insurance	35,890	36,526	35,964	29,778	(18.5)%
2109 - SEC 125 Flex Spending	102	155	—	155	— %
2200 - Retiree Health Care	3,505	3,745	3,745	3,715	(0.8)%
2208 - Vacation	—	11,000	2,493	11,000	— %
2209 - Straight Time - OT	2,100	3,600	2,616	3,500	(2.8)%
Total Salaries & Benefits	<u>262,652</u>	<u>316,554</u>	<u>284,828</u>	<u>304,697</u>	<u>(3.7)%</u>
Operating Costs					
2006 - Postage	596	2,000	1,575	2,000	— %
2007 - Communications	3,600	4,000	4,000	4,000	— %
2008 - Printing & Publishing	17,830	20,000	15,297	20,000	— %
2026 - Mapping	—	200	—	200	— %
2030 - Precinct Board Judge/Clerk	19,137	26,000	22,683	26,000	— %
2031 - Other Election Expense	8,788	9,000	7,683	9,000	— %
2118 - Printing & Publishing-Spanish	7,233	12,000	11,794	12,000	— %
2122 - Spare Parts Inventory	1,595	3,000	2,139	3,000	— %
2287 - Software License Agreement	945	7,200	738	7,200	— %
2289 - ES&S Voter Reg Software Maint	—	6,500	—	6,500	— %
Total Operating Costs	<u>59,724</u>	<u>89,900</u>	<u>65,908</u>	<u>89,900</u>	<u>— %</u>
Total Expenditures	<u>\$ 322,376</u>	<u>\$ 406,454</u>	<u>\$ 350,736</u>	<u>\$ 394,597</u>	<u>(2.9)%</u>

401-05 County Clerk's Bureau of Election

	<u>FTE</u>	<u>Salary</u>	<u>FICA & Medicare</u>	<u>PERA</u>	<u>Group Health Ins.</u>	<u>Retiree Ins.</u>	<u>Total</u>
401-05 Clerk Bureau of Election							
Full-Time Positions							
BOE Administrator	1.00	\$ 49,234	\$ 3,766	\$ 7,127	\$ 12,018	\$ 1,403	\$ 73,548
Deputy Clerk	1.00	34,237	2,619	4,956	5,742	976	48,529
Records Technician	1.00	46,883	3,587	6,786	12,018	1,336	70,610
Full-Time Positions Total	3.00	130,354	9,972	18,869	29,778	3,715	192,687
Overtime		26,245	2,008	—	—	—	28,253
Part-Time Positions		7,150	547	—	—	—	7,697
SEC 125 Flex Spending		155	12	—	—	—	167
Straight Time - OT		3,500	268	—	—	—	3,768
Temporary Positions		56,000	4,284	—	—	—	60,284
Vacation		11,000	842	—	—	—	11,842
Clerk Bureau of Election Total	<u>3.00</u>	<u>\$ 234,404</u>	<u>\$ 17,932</u>	<u>\$ 18,869</u>	<u>\$ 29,778</u>	<u>\$ 3,715</u>	<u>\$ 304,697</u>

Lea County Assessor

Mission Statement

To provide fair and equitable assessment of real and personal property at a reasonable cost and maintain a current tax base upon which local government can apply tax levies.

Function

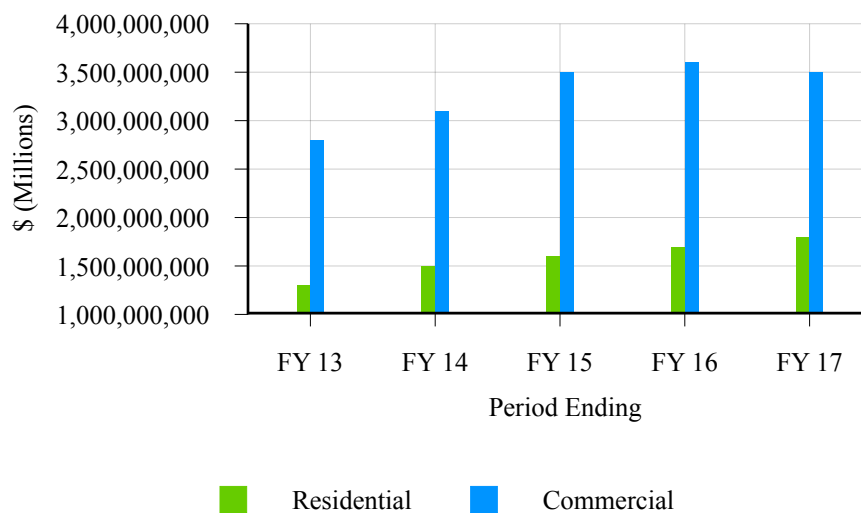
The Lea County Assessor is responsible for valuing all real and personal property for taxing authorities in the County, such as municipalities, school districts and hospital districts. The County Assessor also grants certain property-tax exemptions allowable by New Mexico state law.

The process of assessing all property involves finding, listing, and valuing residential, commercial, vacant and business personal property. Property owners are notified each year of their assessed property values and receive a "Notice of Value".

The County Assessor manages a professional, courteous staff who provides the residents and businesses of Lea County with the following services:

- Find, list, and value residential, commercial, vacant, and business personal property for ad valorem tax purposes
- Notify property owners of their assessed property values
- Prepare the county property, real-property and personal-property tax rolls for the Lea County Treasurer
- Ensuring these activities provide accurate and timely results by:
 - Fair and equitable measurement of real and personal property at a reasonable cost
 - A well-maintained, current tax base upon which local government can base tax levies
 - Limitation on increase in value (low income freeze for 65 and over or disabled)

Historical Property Valuations



Goals

It is the goal of the Lea County Assessor to continue to educate the employees of the Assessor's office by offering incentive pay for Appraisers receiving certifications from IAAO (International Association of Assessing Officers) according to New Mexico State Statute Section 4-39-5 NMSA 1978 and approved by the Lea County Commission in 2015. The Lea County Assessor's Office will continue to help property owners understand their tax assessment; by presenting at civic and community functions and handing out a new publication on A GUIDE TO UNDERSTANDING YOUR PROPERTY TAX ASSESSMENT.

Staff

The County Assessor's office is staffed with one elected County Assessor, a Chief Deputy, a Chief Appraiser, three Field Appraisers, six Deputy Assessors and one GIS Analyst. A portion of the salaries of the Chief Appraiser, a Field Appraiser and a Deputy Assessor are paid from funds available in the Assessor's Property Value Fund.

401-06 County Assessor

	<u>FY 16 Actual</u>	<u>FY 17 Adjusted</u>	<u>FY 17 Actual</u>	<u>FY 18 Budget</u>	<u>% Change</u>
Expenditures					
Salaries & Benefits					
2001 - Elected Official(s)	\$ 65,855	\$ 65,855	\$ 65,855	\$ 65,855	— %
2002 - Full-Time Positions	394,705	447,410	431,607	435,639	(2.6)%
2005 - Overtime	—	580	—	10,000	1,624.1 %
2063 - PERA	68,171	74,384	74,184	72,591	(2.4)%
2064 - FICA	30,854	39,470	33,887	39,673	0.5 %
2065 - Health Insurance	127,808	149,500	125,813	128,983	(13.7)%
2109 - SEC 125 Flex Spending	77	105	—	105	— %
2200 - Retiree Health Care	13,061	14,628	14,205	12,416	(15.1)%
2208 - Vacation	—	2,100	2,100	7,000	233.3 %
Total Salaries & Benefits	<u>700,531</u>	<u>794,032</u>	<u>747,651</u>	<u>772,263</u>	<u>(2.7)%</u>
Operating Costs					
2008 - Printing & Publishing	—	4,000	324	4,000	— %
2009 - Office Supplies	—	5,000	3,367	5,000	— %
2010 - Travel/Per Diem	—	4,000	—	4,000	— %
Total Operating Costs	<u>—</u>	<u>13,000</u>	<u>3,690</u>	<u>13,000</u>	<u>— %</u>
Total Expenditures	<u>\$ 700,531</u>	<u>\$ 807,032</u>	<u>\$ 751,341</u>	<u>\$ 785,263</u>	<u>(2.7)%</u>

401-06 County Assessor

	<u>FTE</u>	<u>Salary</u>	<u>FICA & Medicare</u>	<u>PERA</u>	<u>Group Health Ins.</u>	<u>Retiree Ins.</u>	<u>Total</u>
401-06 Assessor							
Elected Official(s)							
County Assessor	1.00	\$ 65,855	\$ 5,038	\$ 9,533	\$ 19,659	\$ —	\$ 100,085
Elected Official(s) Total	1.00	65,855	5,038	9,533	19,659	—	100,085
Full-Time Positions							
Chief Appraiser	0.70	43,796	3,350	6,340	4,672	1,248	59,407
Chief Deputy	1.00	62,566	4,786	9,056	12,018	1,783	90,210
Deputy Assessor	5.40	182,716	13,978	26,448	54,443	5,207	282,792
Field Appraiser	2.10	94,873	7,258	13,733	31,516	2,704	150,084
GIS Analyst	1.00	51,688	3,954	7,482	6,675	1,473	71,272
Full-Time Positions Total	10.20	435,639	33,326	63,059	109,324	12,416	653,764
Overtime		10,000	765	—	—	—	10,765
SEC 125 Flex Spending		105	8	—	—	—	113
Vacation		7,000	536	—	—	—	7,536
Assessor Total	11.20	\$ 518,599	\$ 39,673	\$ 72,591	\$ 128,983	\$ 12,416	\$ 772,263

Lea County Treasurer

Mission Statement

To efficiently meet the needs of the taxpayers and citizens of Lea County by providing quality customer service to ensure resolution of concerns, tax payments, or questions; and by protecting public funds through an investment program that provides for safety of principal and adequate liquidity while maximizing investment income.

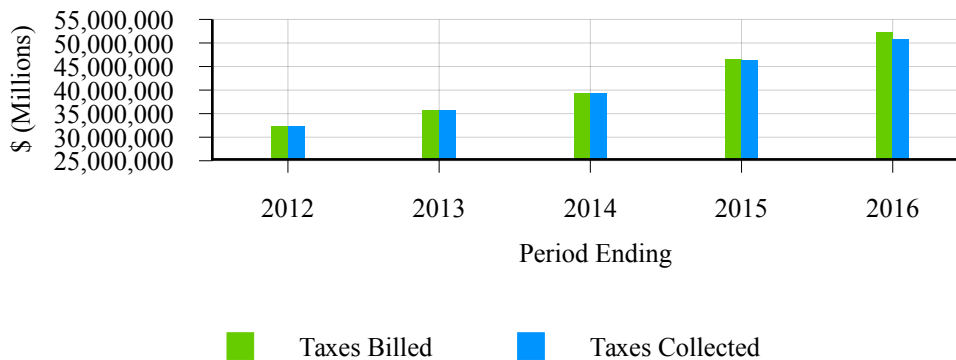
Function

The Treasurer is the elected tax collector of Lea County which encompasses the municipalities, school districts, the State of New Mexico and other taxing entities within Lea County's borders. Based on the County Assessor's assessed valuations, the Treasurer's Office issues tax bills, delinquency notices, and subsequently collects the real property, mobile home and personal property taxes of Lea County property owners. Once taxes are collected, the Treasurer distributes revenue to the appropriate entities (cities, schools, hospitals, and junior college). The Treasurer also receives payments from other county offices. The Treasurer invests county funds and ensures that adequate funds are available for monthly county expenditures. Regular monthly reports and budget planning reports are prepared and remitted to the State of New Mexico, Department of Education and Lea County Schools.

Goals

The County Treasurer has a goal of collecting all taxes due to Lea County and other county entities (cities, schools, etc.) each fiscal year. Over the past five years the Treasurer's office has collected an average of 99.07% of taxes billed.

County Taxes Billed and Collected



Staff

The Lea County Treasurer's staff consists of the County Treasurer, a Chief Deputy Treasurer, an accountant, an account technician, and two deputy treasurers. Combined work experience for Treasurer's office staff includes over 58 years county experience, 30 years legal/court experience, 19 years banking experience, 4 years collection experience, 4 years payroll experience and 1 year insurance experience. All prior work experience lends great value to the customer service which the Treasurer and staff provide to taxpayers.

401-07 County Treasurer

	<u>FY 16 Actual</u>	<u>FY 17 Adjusted</u>	<u>FY 17 Actual</u>	<u>FY 18 Budget</u>	<u>% Change</u>
Expenditures					
Salaries & Benefits					
2001 - Elected Official(s)	\$ 56,976	\$ 63,760	\$ 62,769	\$ 65,855	3.3 %
2002 - Full-Time Positions	198,695	241,193	212,246	208,645	(13.5)%
2005 - Overtime	—	500	—	3,000	500.0 %
2063 - PERA	37,811	44,221	40,733	39,734	(10.1)%
2064 - FICA	19,065	24,285	21,565	21,505	(11.4)%
2065 - Health Insurance	52,077	74,844	58,849	60,034	(19.8)%
2109 - SEC 125 Flex Spending	89	105	—	105	— %
2200 - Retiree Health Care	7,244	8,691	7,859	5,946	(31.6)%
2208 - Vacation	—	12,000	11,351	3,500	(70.8)%
Total Salaries & Benefits	<u>371,958</u>	<u>469,599</u>	<u>415,371</u>	<u>408,324</u>	<u>(13.0)%</u>
Operating Costs					
2008 - Printing & Publishing	12,357	12,500	11,866	13,000	4.0 %
2009 - Office Supplies	10,259	12,300	12,242	26,000	111.4 %
2010 - Travel/Per Diem	1,148	3,000	2,238	3,000	— %
2012 - Maintenance	326	1,500	1,415	7,000	366.7 %
2016 - Education/Registration/Dues	590	2,500	2,490	3,000	20.0 %
2106 - Contractual Services - Courier	6,443	7,500	6,579	7,500	— %
2130 - Computers And Peripherals	4,995	5,000	4,968	9,500	90.0 %
2802 - Staff Labor	—	7,500	5,353	7,500	— %
2875 - Bank Service Charges	—	7,500	—	7,500	— %
Total Operating Costs	<u>36,117</u>	<u>59,300</u>	<u>47,150</u>	<u>84,000</u>	<u>41.7 %</u>
Total Expenditures	<u>\$ 408,075</u>	<u>\$ 528,899</u>	<u>\$ 462,521</u>	<u>\$ 492,324</u>	<u>(6.9)%</u>

401-07 County Treasurer

	<u>FTE</u>	<u>Salary</u>	<u>FICA & Medicare</u>	<u>PERA</u>	<u>Group Health Ins.</u>	<u>Retiree Ins.</u>	<u>Total</u>
401-07 Treasurer							
Elected Official(s)							
County Treasurer	1.00	\$ 65,855	\$ 5,038	\$ 9,533	\$ —	\$ —	\$ 80,425
Elected Official(s) Total	1.00	65,855	5,038	9,533	—	—	80,425
Full-Time Positions							
Chief Deputy	1.00	62,566	4,786	9,056	19,659	1,783	97,851
Deputy Treasurer	4.00	146,078	11,175	21,145	40,375	4,163	222,937
Full-Time Positions Total	5.00	208,645	15,961	30,201	60,034	5,946	320,788
Overtime		3,000	230	—	—	—	3,230
SEC 125 Flex Spending		105	8	—	—	—	113
Vacation		3,500	268	—	—	—	3,768
Treasurer Total	<u>6.00</u>	<u>\$ 281,105</u>	<u>\$ 21,505</u>	<u>\$ 39,734</u>	<u>\$ 60,034</u>	<u>\$ 5,946</u>	<u>\$ 408,324</u>

Lea County Sheriff

Mission Statement

To project the utmost professionalism in actions, as well as appearance, treating all citizens with the dignity and respect they deserve. It is our objective to do our part to improve the quality of life for all residents of Lea County. This can only be accomplished through accountability, involvement in the community and working closely with the citizens to resolve many of the critical issues which we are currently facing.

Function

According to New Mexico State Statute 4-41-2, "The Sheriff shall be conservator of the peace within his county; shall suppress assaults and batteries, and apprehend and commit to jail all felons and traitors, and cause all offenders to keep the peace and to appear at the next term of the court and answer such charges as may be preferred against them."

To meet these responsibilities, the Sheriff may appoint an Undersheriff and deputies. Besides law enforcement activities, the Sheriff and appointed deputies serve and execute all processes, writs and orders as directed by the Magistrate and District Court judges. The men and women of the Lea County Sheriff's Department are dedicated and strongly committed to providing the citizens of this county with the best possible law enforcement services.

Staff

The Lea County Sheriff's Department is currently staffed by an elected Sheriff, an Undersheriff, three Chief Deputies, three Captains, five Sergeants, two Corporals, forty-one Deputies, one Training Officer, two Investigative Specialists, two Courthouse Security Officers, five Crime Specialists, three Records Personnel and one Administrative Assistant. The Department also pays for a portion of the salary and benefits for an Administrative Assistant for the Drug Task Force and provides the fringe benefits for one task force officer.

In order to meet the extra security needs of the new Judicial Complex scheduled for completion in early FY 19, it is anticipated that the County will be required to add one Sergeant and nine Deputies to the Department during the FY 18 fiscal year.

Accomplishments

During the 2016-2017 fiscal year the Sheriff's Office was able to complete the hiring of 8 additional personnel including equipping them with the necessary training and equipment to serve the community. These additional personnel allowed our staffing to increase the shifts by two additional deputies each day. This allowed us to provide better response time to citizens, increased our coverage for the entire county and provided better support for our deputies on calls for service.

Goals

For this year, we have placed a large emphasis on traffic enforcement in the County to reduce the crashes and to work the outlining areas which involves oil field related to criminal activity and traffic problems. We are completing our biennium training requirements for Commissioned Personnel during this fiscal year, which requires our personnel to complete at least 40 hours of mandated training.

Capital Projects

The Sheriff's Budget includes the replacement of a server (\$21,000) and copier (\$9,000) to assist the personnel in providing better quality of assignments. The Copier produces all written communications for the personnel at the office to include reports, case files, training materials, court paperwork and other miscellaneous documents. The Server will improve our ability to hold the recorded documents and files the personnel produces.

Sheriff's Office personnel travel well over 1 million miles per year on the current fleet, the replacement of the vehicles on a yearly basis is a must to keep the personnel and the community safe when responding to calls for service, transport inmates or conducting other office related business. We currently plan to replace 11 vehicles during this fiscal year, as well as the purchase of the additional 10 vehicles for the additional personnel for the Judicial Complex at a total cost of \$1,332,000.

Funds

401-08 - Sheriff's Office
605-39 - Law Enforcement Protection Grant
607-67 - JAG Grant
608-41 - Lea County Drug Task Force
609-71 - Region VI Drug Task Force
610-73 - Lea County Drug Task Force Forfeitures Fund
611-74 - Lea County Drug Task Force JAG Grant
612-82 - Region VI Drug Task Force JAG Grant

401-08 County Sheriff

	<u>FY 16 Actual</u>	<u>FY 17 Adjusted</u>	<u>FY 17 Actual</u>	<u>FY 18 Budget</u>	<u>% Change</u>
Expenditures					
Salaries & Benefits					
2001 - Elected Official(s)	\$ 71,359	\$ 68,654	\$ 66,781	\$ 68,654	— %
2002 - Full-Time Positions	3,409,685	3,887,502	3,783,075	3,612,568	(7.1)%
2003 - Part Time Positions	4,424	—	—	35,000	— %
2005 - Overtime	391,589	635,000	598,596	575,000	(9.4)%
2063 - PERA	785,582	1,089,083	811,035	866,192	(20.5)%
2064 - FICA	305,115	367,241	352,615	309,932	(15.6)%
2065 - Health Insurance	936,496	1,139,465	1,081,357	1,066,070	(6.4)%
2068 - Life Ins - Det Officer	1,420	1,830	1,547	1,830	— %
2109 - SEC 125 Flex Spending	135	155	—	155	— %
2200 - Retiree Health Care	110,234	141,559	122,602	102,958	(27.3)%
2208 - Vacation	8,991	12,600	12,600	20,000	58.7 %
2209 - Straight Time - OT	89,290	99,460	99,460	110,000	10.6 %
Total Salaries & Benefits	6,114,321	7,442,549	6,929,667	6,768,359	(9.1)%
Operating Costs					
2006 - Postage	5,332	5,000	4,730	5,000	— %
2007 - Communications	186,540	200,000	189,838	182,000	(9.0)%
2008 - Printing & Publishing	10,124	10,000	9,351	10,000	— %
2009 - Office Supplies	14,968	15,000	15,000	15,000	— %
2010 - Travel/Per Diem	27,595	25,000	25,000	25,000	— %
2011 - Vehicle - Gas & Oil	245,408	300,000	288,016	300,000	— %
2012 - Maintenance	54,504	50,000	44,376	50,000	— %
2013 - Rental Of Equipment	5,884	10,000	9,783	10,000	— %
2016 - Education/Registration/Dues	19,309	29,080	26,310	25,000	(14.0)%
2036 - Operational Expense	59,035	60,000	53,326	60,000	— %
2037 - Trans. & Extrad. Of Prisoners	17,800	20,000	13,390	20,000	— %
2079 - Contractural Serv - Maintenance	41,382	46,500	46,385	48,000	3.2 %
2086 - Contractural Serv - Physicals	19,506	15,000	9,948	15,000	— %
2104 - Contract - Other Services	30,000	30,000	30,000	—	(100.0)%
2108 - Contract - Legal	—	20,000	—	—	(100.0)%
2111 - Vehicle - Maintenance	119,733	120,000	101,267	120,000	— %
2131 - Uniforms	41,802	35,000	33,258	35,000	— %
2168 - Airplane Operations	1,058	10,000	8,868	10,000	— %
2418 - Ammunition	29,998	30,000	26,809	30,000	— %
2419 - Confidential Funds	—	10,000	10,000	10,000	— %
2421 - Recruitment	—	2,500	150	2,500	— %
2439 - Special Weapons And Tactics-Swat	9,855	15,000	15,000	15,000	— %
2440 - Investigations	—	10,000	7,223	10,000	— %
2897 - Vehicle & Personal Prop Damages	7,492	35,000	31,191	35,000	— %
2900 - Body Camera(s)	45,295	—	—	—	— %
2901 - Body Armor	35,420	15,000	12,291	15,000	— %

401-08 County Sheriff

	<u>FY 16 Actual</u>	<u>FY 17 Adjusted</u>	<u>FY 17 Actual</u>	<u>FY 18 Budget</u>	<u>% Change</u>
Total Operating Costs	1,028,039	1,118,080	1,011,512	1,047,500	(6.3)%
Total Expenditures	\$ 7,142,360	\$ 8,560,629	\$ 7,941,179	\$ 7,815,859	(8.7)%

401-08 County Sheriff

	<u>FTE</u>	<u>Salary</u>	<u>FICA & Medicare</u>	<u>PERA</u>	<u>Group Health Ins.</u>	<u>Retiree Ins.</u>	<u>Total</u>
401-08 Sheriff							
Elected Official(s)							
Sheriff	1.00	\$ 68,654	\$ 5,252	\$ 16,154	\$ 19,659	\$ —	\$ 109,719
Elected Official(s) Total	1.00	68,654	5,252	16,154	19,659	—	109,719
Full-Time Positions							
Administrative Assistant	1.08	52,794	4,039	12,422	20,193	1,505	90,953
Chief Deputy	3.00	259,397	19,844	61,036	41,342	7,393	389,011
Crime Specialist	5.00	164,403	12,577	38,684	86,003	4,685	306,353
Records Clerk	2.00	57,616	4,408	13,557	31,677	1,642	108,900
Record Maintenance	1.00	48,547	3,714	11,423	19,659	1,384	84,727
Deputy	42.00	2,053,397	157,085	483,164	628,152	58,522	3,380,319
Corporal	2.00	128,856	9,857	30,320	27,026	3,672	199,731
Sergeant	5.00	342,722	26,218	80,642	75,372	9,768	534,721
Undersheriff	1.00	103,854	7,945	24,437	19,659	2,960	158,855
Captain	2.00	159,432	12,197	37,514	39,318	4,544	253,005
Training Coordinator	1.00	56,493	4,322	13,293	19,659	1,610	95,376
Courthouse Security	2.00	70,117	5,364	16,498	6,675	1,998	100,652
Investigative Specialist	2.00	114,941	8,793	27,046	31,677	3,276	185,732
Full-Time Positions Total	69.08	3,612,568	276,361	850,037	1,046,411	102,958	5,888,336
Part-Time Positions		35,000	2,678	—	—	—	37,678
Overtime		575,000	15,685	—	—	—	590,685
Life Ins-Law/Det Officer		1,830	—	—	—	—	1,830
SEC 125 Flex Spending		155	12	—	—	—	167
Straight Time - OT		110,000	8,415	—	—	—	118,415
Vacation		20,000	1,530	—	—	—	21,530
Sheriff Total	70.08	\$ 4,423,207	\$ 309,932	\$ 866,192	\$ 1,066,070	\$ 102,958	\$ 6,768,359

Lea County Probate Judge

Mission Statement

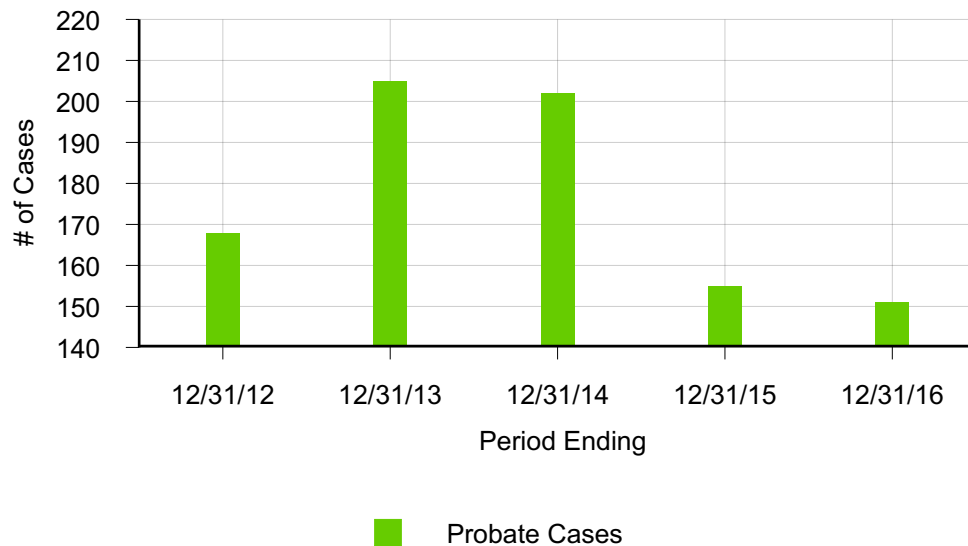
To provide timely and just decisions in regards to the administration of the estates of Lea County residents.

Function

The function of probate is to determine the distribution of a deceased person's estate, either through a valid will or by appointing a personal representative to distribute the decedent's property according to law. Much of what a Probate Judge does is to make sure that paperwork submitted to the court is accurate and complete according to the laws of the State of New Mexico.

The office of the Lea County Probate Judge is located in the Lea County Courthouse in Lovington.

Annual Probate Cases



401-09 County Probate Judge

	<u>FY 16 Actual</u>	<u>FY 17 Adjusted</u>	<u>FY 17 Actual</u>	<u>FY 18 Budget</u>	<u>% Change</u>
Expenditures					
Salaries & Benefits					
2001 - Elected Official(s)	\$ 23,256	\$ 23,028	\$ 23,028	\$ 23,028	— %
2064 - FICA	1,715	1,762	1,722	1,762	— %
2065 - Health Insurance	15,213	15,951	15,951	15,008	(5.9)%
2109 - SEC 125 Flex Spending	13	50	—	50	— %
2200 - Retiree Health Care	—	656	—	—	(100.0)%
Total Salaries & Benefits	<u>40,196</u>	<u>41,447</u>	<u>40,701</u>	<u>39,847</u>	<u>(3.9)%</u>
Operating Costs					
2009 - Office Supplies	2,313	1,500	620	1,500	— %
2010 - Travel/Per Diem	1,205	1,700	1,011	1,700	— %
2016 - Education/Registration/Dues	400	400	175	400	— %
Total Operating Costs	<u>3,918</u>	<u>3,600</u>	<u>1,806</u>	<u>3,600</u>	<u>— %</u>
Total Expenditures	<u>\$ 44,113</u>	<u>\$ 45,047</u>	<u>\$ 42,507</u>	<u>\$ 43,447</u>	<u>(3.6)%</u>

401-09 County Probate Judge

	<u>FTE</u>	<u>Salary</u>	<u>FICA & Medicare</u>	<u>PERA</u>	<u>Group Health Ins.</u>	<u>Retiree Ins.</u>	<u>Total</u>
401-09 Probate Judge							
Elected Official(s)							
Probate Judge	1.00	\$ 23,028	\$ 1,762	\$ —	\$ 15,008	\$ —	\$ 39,797
Elected Official(s) Total	1.00	23,028	1,762	—	15,008	—	39,797
SEC 125 Flex Spending		50	—	—	—	—	50
Probate Judge Total	<u>1.00</u>	<u>\$ 23,078</u>	<u>\$ 1,762</u>	<u>\$ —</u>	<u>\$ 15,008</u>	<u>\$ —</u>	<u>\$ 39,847</u>

Legal Department

Mission Statement

To provide legal counsel to the Lea County Board of County Commissioners, Other County Elected Officials, County Management and staff in order to minimize the risk of legal actions against the County.

Function

The County Attorney serves as the legal adviser to the Commission, Other County Elected Officials, County Manager and all County Departments. The County Attorney's office is responsible for:

- Drafting or reviewing contracts that are submitted to the County Commission or County Manager for approval.
- Drafting resolutions and ordinances for consideration and adoption by the County Commission.
- Reviewing requests for public access to records.
- Researching current law and advising elected officials and staff on issues that may confront the County.
- Overseeing the risk management function for the county including handling insurance procurement and claims.

The County Attorney may defend or assist in the defense of any and all lawsuits brought against Lea County.

Staff

The Legal Department is staffed by one New Mexico licensed Attorney.

401-24 Legal Department

	<u>FY 16 Actual</u>	<u>FY 17 Adjusted</u>	<u>FY 17 Actual</u>	<u>FY 18 Budget</u>	<u>% Change</u>
Expenditures					
Salaries & Benefits					
2002 - Full-Time Positions	\$ 169,840	\$ 184,853	\$ 184,853	\$ 183,352	(0.8)%
2063 - PERA	25,259	26,758	26,758	26,540	(0.8)%
2064 - FICA	10,941	10,027	10,027	10,006	(0.2)%
2065 - Health Insurance	18,309	15,951	15,951	15,008	(5.9)%
2103 - Contract Severance	—	—	—	150,432	— %
2200 - Retiree Health Care	4,840	5,268	5,268	5,226	(0.8)%
Total Salaries & Benefits	229,188	242,857	242,857	390,563	60.8 %
Operating Costs					
2008 - Printing & Publishing	1,206	2,700	175	2,700	— %
2009 - Office Supplies	4,471	5,500	3,933	5,500	— %
2010 - Travel/Per Diem	2,670	6,500	1,650	6,500	— %
2011 - Vehicle - Gas & Oil	920	2,600	1,237	2,600	— %
2016 - Education/Registration/Dues	3,150	4,000	3,416	6,000	50.0 %
2102 - Contract - Legal	51,055	144,000	23,462	134,000	(6.9)%
2111 - Vehicle - Maintenance	3,125	4,000	209	4,000	— %
2130 - Computers And Peripherals	2,831	1,800	177	1,800	— %
2172 - Duty Fitness Exams	1,245	5,000	—	5,000	— %
2422 - Law Library	6,157	12,200	10,241	20,200	65.6 %
2750 - Safety Program	245	15,000	—	15,000	— %
2753 - Litigation	203,502	300,000	149,666	300,000	— %
Total Operating Costs	280,579	503,300	194,166	503,300	— %
Total Expenditures	\$ 509,767	\$ 746,157	\$ 437,023	\$ 893,863	19.8 %

401-24 Legal Department

	<u>FTE</u>	<u>Salary</u>	<u>FICA & Medicare</u>	<u>PERA</u>	<u>Group Health Ins.</u>	<u>Retiree Ins.</u>	<u>Total</u>
401-24 Legal							
Full-Time Positions							
County Attorney	1.00	\$ 183,352	\$ 10,006	\$ 26,540	\$ 15,008	\$ 5,226	\$ 240,131
Contract Severance		150,432	—	—	—	—	150,432
Legal Total	<u>1.00</u>	<u>\$ 333,784</u>	<u>\$ 10,006</u>	<u>\$ 26,540</u>	<u>\$ 15,008</u>	<u>\$ 5,226</u>	<u>\$ 390,563</u>

Human Resources

Mission Statement

It is the mission of the human resources department to provide the following quality services to the employees of Lea County:

- *Recruitment of qualified individuals*
- *Retention of valuable employees*
- *Training, development and education to promote individual success and increase overall value to the organization*
- *A safe and healthful working environment*
- *Inspiration and encouragement for a high level of employee morale through recognition, effective communication and constant feedback*
- *Resources for administering benefits, policies and procedures*

Function

The Human Resources Department handles many necessary functions of Lea County. It is instrumental in providing labor law compliance, record keeping, hiring and training, compensation, relational assistance and help with handling specific performance issues. These functions are critical because without those functions being completed, Lea County would not be able to meet the essential needs of management, staff, and the citizens of Lea County.

Goals

Over the past two years, the Human Resources Department initiated and completed several strategic objectives. For FY15/16, the County's Personnel Policy and Procedure Manual and Personnel Ordinance was revised and updated to meet today's current employment environment. Moving forward, programs are being established to expand new employee orientation. This will help develop a productive, lasting relationship with the County.

Benefits for our employees are a critical part of the overall compensation package. Last year, HR provided an alternative in vision coverage. This option allowed employees to use local providers rather than travel out of the county to find covered providers.

The Human Resources Department is also administering professional training for all employees, with a focus on supervisors and department heads. This training will increase the knowledge base of these employees and help provide more tools to allow managers to do their jobs more efficiently and effectively.

Performance Measures

The Human Resources Department looks at several Key Performance Indicators in different areas within the County. The main areas of concern are Financial, Internal measures, Customer measures, and Training and Development. These indicators help management accomplish the objectives of HR in a way that is in line with the County's strategy.

Staff

Human Resources staff consists of the Director, one Benefits Coordinator, and a shared administrative position with Finance and Legal.

401-25 Human Resources Department

	<u>FY 16 Actual</u>	<u>FY 17 Adjusted</u>	<u>FY 17 Actual</u>	<u>FY 18 Budget</u>	<u>% Change</u>
Expenditures					
Salaries & Benefits					
2002 - Full-Time Positions	\$ 106,854	\$ 119,664	\$ 119,617	\$ 127,421	6.5 %
2005 - Overtime	—	700	287	700	— %
2063 - PERA	15,869	17,425	17,425	18,444	5.8 %
2064 - FICA	8,289	9,529	9,114	10,084	5.8 %
2065 - Health Insurance	32,699	41,821	41,432	39,318	(6.0)%
2200 - Retiree Health Care	3,040	3,410	3,409	3,631	6.5 %
2208 - Vacation	2,094	3,900	2,017	3,400	(12.8)%
2209 - Straight Time - OT	83	300	210	300	— %
Total Salaries & Benefits	<u>168,928</u>	<u>196,749</u>	<u>193,512</u>	<u>203,299</u>	<u>3.3 %</u>
Operating Costs					
2009 - Office Supplies	3,102	5,000	4,106	5,000	— %
2010 - Travel/Per Diem	994	3,000	1,377	3,000	— %
2011 - Vehicle - Gas & Oil	872	3,500	2,002	3,500	— %
2016 - Education/Registration/Dues	4,242	4,000	1,616	4,000	— %
2028 - Recruitment Advertising	23,293	30,000	29,842	35,000	16.7 %
2086 - Contractual Serv - Physicals	29,560	35,000	25,978	35,000	— %
2111 - Vehicle - Maintenance	1,833	2,500	1,798	2,500	— %
2127 - Employee Wellness Program	—	4,000	—	4,000	— %
2130 - Computers And Peripherals	1,000	2,000	1,519	2,000	— %
2152 - Contract Labor/Professional Svcs	25,779	20,000	15,793	20,000	— %
2423 - Tuition Reimbursement	—	10,000	—	5,000	(50.0)%
2904 - Employee Wellness	—	22,000	10,784	22,000	— %
Total Operating Costs	<u>90,675</u>	<u>141,000</u>	<u>94,814</u>	<u>141,000</u>	<u>— %</u>
Total Expenditures	<u>\$ 259,603</u>	<u>\$ 337,749</u>	<u>\$ 288,327</u>	<u>\$ 344,299</u>	<u>1.9 %</u>

401-25 Human Resources Department

	<u>FTE</u>	<u>Salary</u>	<u>FICA & Medicare</u>	<u>PERA</u>	<u>Group Health Ins.</u>	<u>Retiree Ins.</u>	<u>Total</u>
401-25 Human Resources							
Full-Time Positions							
Director	1.00	\$ 79,581	\$ 6,088	\$ 11,519	\$ 19,659	\$ 2,268	\$ 119,115
Benefits Administrator	1.00	47,840	3,660	6,925	19,659	1,363	79,447
Full-Time Positions Total	<u>2.00</u>	<u>127,421</u>	<u>9,748</u>	<u>18,444</u>	<u>39,318</u>	<u>3,631</u>	<u>198,562</u>
Overtime		700	54	—	—	—	754
Straight Time - OT		300	23	—	—	—	323
Vacation		3,400	260	—	—	—	3,660
Human Resources Total	<u>2.00</u>	<u>\$ 131,821</u>	<u>\$ 10,084</u>	<u>\$ 18,444</u>	<u>\$ 39,318</u>	<u>\$ 3,631</u>	<u>\$ 203,299</u>

Environmental Services

Function

In prior years, the General Fund provided funding for a portion of the personnel and operations of the Environmental Services Department. Due to increased funding for Environmental Services provided by the Environmental GRT these expenditures can be covered by funding in the Environmental GRT Fund (411-27).

401-26 Environmental Services

	<u>FY 16 Actual</u>	<u>FY 17 Adjusted</u>	<u>FY 17 Actual</u>	<u>FY 18 Budget</u>	<u>% Change</u>
Expenditures					
Salaries & Benefits					
2002 - Full-Time Positions	\$ 110,061	\$ 112,327	\$ 112,327	\$ —	(100.0)%
2005 - Overtime	2,863	3,000	1,797	—	(100.0)%
2063 - PERA	15,387	16,264	15,227	—	(100.0)%
2064 - FICA	8,302	8,925	8,528	—	(100.0)%
2065 - Health Insurance	27,997	31,909	31,909	—	(100.0)%
2200 - Retiree Health Care	2,815	3,201	2,776	—	(100.0)%
2208 - Vacation	529	525	525	—	(100.0)%
2209 - Straight Time - OT	262	810	189	—	(100.0)%
Total Salaries & Benefits	<u>168,216</u>	<u>176,961</u>	<u>173,277</u>	<u>—</u>	<u>(100.0)%</u>
Operating Costs					
2007 - Communications	1,700	3,000	1,492	—	(100.0)%
2008 - Printing & Publishing	1,163	1,200	1,103	—	(100.0)%
2009 - Office Supplies	2,625	3,000	2,838	—	(100.0)%
2010 - Travel/Per Diem	1,993	2,000	614	—	(100.0)%
2011 - Vehicle - Gas & Oil	28,682	40,000	25,378	—	(100.0)%
2016 - Education/Registration/Dues	1,600	2,000	503	—	(100.0)%
2088 - Animal Control	5,015	5,000	4,055	—	(100.0)%
2111 - Vehicle - Maintenance	6,427	7,500	7,368	—	(100.0)%
2113 - Supplies - Vector Control	6,363	8,000	7,937	—	(100.0)%
2130 - Computers And Peripherals	1,649	3,000	2,326	—	(100.0)%
2131 - Uniforms	1,955	7,000	6,550	—	(100.0)%
2137 - Disposal Fee	423	2,000	1,826	—	(100.0)%
2160 - Environmental Clean-Up	—	500	500	—	(100.0)%
Total Operating Costs	<u>59,595</u>	<u>84,200</u>	<u>62,489</u>	<u>—</u>	<u>(100.0)%</u>
Total Expenditures	<u>\$ 227,811</u>	<u>\$ 261,161</u>	<u>\$ 235,766</u>	<u>\$ —</u>	<u>(100.0)%</u>

Lea County Events

Function

Lea County ended a more than two year agreement with Spectracor for the management and operations of the Lea County Event Center and Lea County Fairgrounds effective June 30, 2017. The funds budgeted here are designated to pay the final close out and contract termination fees associated with the end of the agreement. As of the FY 18 budget year, the Lea County Event Center and the Lea County Fairgrounds are being accounted for in separate special revenue funds in order to provide better accountability for those operations.

401-31 Lea County Event Center

	<u>FY 16 Actual</u>	<u>FY 17 Adjusted</u>	<u>FY 17 Actual</u>	<u>FY 18 Budget</u>	<u>% Change</u>
Expenditures					
Salaries & Benefits					
2002 - Full-Time Positions	\$ 41,634	\$ 28,681	\$ 28,681	\$ —	(100.0)%
2005 - Overtime	94,561	88,470	88,470	—	(100.0)%
2063 - PERA	5,869	4,218	4,218	—	(100.0)%
2064 - FICA	6,136	4,131	4,131	—	(100.0)%
2065 - Health Insurance	77	43	43	—	(100.0)%
2200 - Retiree Health Care	1,124	1,229	907	—	(100.0)%
2209 - Straight Time - OT	200	—	—	—	— %
Total Salaries & Benefits	<u>149,601</u>	<u>126,772</u>	<u>126,450</u>	<u>—</u>	<u>(100.0)%</u>
Operating Costs					
2007 - Communications	7,806	8,000	8,000	—	(100.0)%
2008 - Printing & Publishing	—	—	—	—	— %
2009 - Office Supplies	—	2,200	1,093	—	(100.0)%
2011 - Vehicle - Gas & Oil	—	4,500	—	—	(100.0)%
2020 - Supplies	1,825	18,500	7,495	—	(100.0)%
2025 - Utilities	256,104	315,000	313,906	—	(100.0)%
2027 - Advertising	—	—	—	—	— %
2079 - Contractural Serv - Maintenance	120,486	134,370	134,150	—	(100.0)%
2111 - Vehicle - Maintenance	—	—	—	—	— %
2130 - Computers And Peripherals	—	25,000	5,344	—	(100.0)%
2131 - Uniforms	—	2,000	—	—	(100.0)%
2183 - Contract Management & Operations	1,603,480	1,511,042	1,511,042	100,000	(93.4)%
2875 - Bank Service Charges	103	500	—	—	(100.0)%
Total Operating Costs	<u>1,989,803</u>	<u>2,021,112</u>	<u>1,981,031</u>	<u>100,000</u>	<u>(95.1)%</u>
Total Expenditures	<u>\$ 2,139,404</u>	<u>\$ 2,147,884</u>	<u>\$ 2,107,481</u>	<u>\$ 100,000</u>	<u>(95.3)%</u>

DWI Program

Function

The Lea County General Fund provides funding for a portion of the salaries and benefits of staff employed in the Lea County Probation Program. This is done in order to cover funding shortfalls from state grants and program fees. Please see narrative for the Lea County Probation Department in the Special Revenue section of the budget.

401-56 DWI Program

	<u>FY 16 Actual</u>	<u>FY 17 Adjusted</u>	<u>FY 17 Actual</u>	<u>FY 18 Budget</u>	<u>% Change</u>
Expenditures					
Salaries & Benefits					
2002 - Full-Time Positions	\$ 11,125	\$ 6,004	\$ 4,942	\$ 10,962	82.6 %
2005 - Overtime	186	—	—	—	— %
2063 - PERA	1,221	1,448	609	1,587	9.6 %
2064 - FICA	642	871	321	839	(3.7)%
2065 - Health Insurance	263	823	811	2,069	151.4 %
2200 - Retiree Health Care	234	324	117	312	(3.6)%
Total Salaries & Benefits	<u>13,671</u>	<u>9,470</u>	<u>6,801</u>	<u>15,768</u>	<u>66.5 %</u>
Total Expenditures	<u>\$ 13,671</u>	<u>\$ 9,470</u>	<u>\$ 6,801</u>	<u>\$ 15,768</u>	<u>66.5 %</u>

401-56 DWI Program

	<u>FTE</u>	<u>Salary</u>	<u>FICA & Medicare</u>	<u>PERA</u>	<u>Group Health Ins.</u>	<u>Retiree Ins.</u>	<u>Total</u>
401-56 DWI Program							
Full-Time Positions							
Court Compliance	0.31	\$ 10,962	\$ 839	\$ 1,587	\$ 2,069	\$ 312	\$ 15,768
Full-Time Positions Total	0.31	10,962	839	1,587	2,069	312	15,768
 DWI Program Total	<u>0.31</u>	<u>\$ 10,962</u>	<u>\$ 839</u>	<u>\$ 1,587</u>	<u>\$ 2,069</u>	<u>\$ 312</u>	<u>\$ 15,768</u>

Finance Department

Mission Statement

To provide timely, accurate, clear and complete information to the citizens of Lea County and support to all county departments while maintaining a comprehensive financial system that safeguards public assets.

Function

The Finance Department is responsible for all the accounting functions of the County including accounts payable, accounts receivable, payroll, debt service, fixed assets, and managing internal controls. The department, in coordination with the County Manager, is responsible for the preparation of the annual budget. The financial statements, which are prepared in accordance with Generally Accepted Accounting Principles and the yearly financial audit, are also responsibilities of the Finance Department.

All procurement related activities are the responsibility of the Finance Department. This includes preparation and administration of formal bids and requests for proposals, emergency and sole source purchases, and cooperative procurements. The Finance Department provides fair and equal treatment of all persons involved in public procurement to maximize the purchasing value of public funds and to provide safeguard for maintaining a procurement system of quality and integrity.

As an internal service department, the Finance Department provides support services to the elected officials, the County Manager, and all county departments.

Goals

The goals for the Finance Department during the current fiscal year are:

1. Implement Novatime time and attendance software.
2. Work with the County Clerk, County Treasurer and County Assessor to begin the process of implementing a new county ERP system. The first phase will be awarding a contract for assessment services and the development of a project scope and time line.
3. Complete process of selecting and procuring a software system to improve transparency and reporting.
4. Complete the submission for the GFOA Distinguished Budget Presentation Award Program.
5. Complete the annual audit process and receive unqualified opinions for the County and entities where Lea County is the fiscal agent.

Staff

The Finance Department is staffed with a Finance Director, Assistant Finance Director, Procurement/Contracts Specialist, Buyer, Payroll Coordinator, two Staff Accountants, and Accounts Payable Coordinator

401-75 Finance Department

	<u>FY 16 Actual</u>	<u>FY 17 Adjusted</u>	<u>FY 17 Actual</u>	<u>FY 18 Budget</u>	<u>% Change</u>
Expenditures					
Salaries & Benefits					
2002 - Full-Time Positions	\$ 324,924	\$ 415,766	\$ 406,600	516,110	24 %
2005 - Overtime	3,841	15,000	1,076	2,000	(87)%
2063 - PERA	47,977	62,357	56,997	74,707	20 %
2064 - FICA	25,389	33,329	28,860	40,079	20 %
2065 - Health Insurance	99,319	141,691	137,118	159,988	13 %
2109 - SEC 125 Flex Spending	153	155	—	300	94 %
2200 - Retiree Health Care	9,193	11,850	10,904	14,709	24 %
2208 - Vacation	2,105	2,105	1,183	5,000	138 %
2209 - Straight Time - OT	1,075	2,800	687	500	(82)%
Total Salaries & Benefits	<u>513,975</u>	<u>685,053</u>	<u>643,425</u>	<u>813,394</u>	<u>19 %</u>
Operating Costs					
2006 - Postage	55,516	55,500	55,500	60,000	8 %
2008 - Printing & Publishing	768	2,000	2,000	3,000	50 %
2009 - Office Supplies	13,943	14,000	11,989	14,000	— %
2010 - Travel/Per Diem	9,662	15,000	10,668	15,000	— %
2011 - Vehicle - Gas & Oil	1,211	2,000	2,000	2,750	38 %
2012 - Maintenance	10,203	15,000	10,909	15,000	— %
2016 - Education/Registration/Dues	15,626	15,000	8,841	15,000	— %
2111 - Vehicle - Maintenance	225	2,000	90	2,000	— %
2130 - Computers And Peripherals	3,000	3,000	3,000	6,000	100 %
2152 - Contract Labor/Professional Svcs	26,344	20,000	16,706	20,000	— %
2165 - Software	1,961	14,000	—	80,325	474 %
2802 - Staff Labor	—	5,000	—	5,000	— %
Total Operating Costs	<u>138,459</u>	<u>162,500</u>	<u>121,702</u>	<u>238,075</u>	<u>47 %</u>
Total Expenditures	<u>\$ 652,435</u>	<u>\$ 847,553</u>	<u>\$ 765,127</u>	<u>\$ 1,051,469</u>	<u>24 %</u>

401-75 Finance Department

	<u>FTE</u>	<u>Salary</u>	<u>FICA & Medicare</u>	<u>PERA</u>	<u>Group Health Ins.</u>	<u>Retiree Ins.</u>	<u>Total</u>
401-75 Finance							
Full-Time Positions							
Administrative Coordinator	1.00	\$ 36,213	\$ 2,770	\$ 5,242	\$ 19,659	\$ 1,032	\$ 64,916
Assistant Finance Director	1.00	76,232	5,832	11,035	15,008	2,173	110,279
Director	1.00	107,890	8,254	15,617	12,018	3,075	146,853
Staff Accountant	2.00	100,922	7,721	14,608	39,318	2,876	165,445
Buyer	1.00	42,016	3,214	6,082	19,659	1,197	72,169
Chief Procurement Officer	1.00	60,008	4,591	8,686	15,008	1,710	90,003
A/P Coordinator	1.00	36,254	2,773	5,248	19,659	1,033	64,968
Payroll Administrator	1.00	56,576	4,328	8,189	19,659	1,612	90,365
Full-Time Positions Total	<u>9.00</u>	<u>516,110</u>	<u>39,482</u>	<u>74,707</u>	<u>159,988</u>	<u>14,709</u>	<u>804,997</u>
Overtime		2,000	153	—	—	—	2,153
SEC 125 Flex Spending		300	23	—	—	—	323
Straight Time - OT		500	38	—	—	—	538
Vacation		5,000	383	—	—	—	5,383
Finance Total	<u>9.00</u>	<u>\$ 523,910</u>	<u>\$ 40,079</u>	<u>\$ 74,707</u>	<u>\$ 159,988</u>	<u>\$ 14,709</u>	<u>\$ 813,394</u>

Planning Department

Mission Statement

To compile and maintain an Enhanced E911 database that produces maps and assigns rural emergency 911 physical addresses that will meet the necessary standards for accurate and usable emergency response development.

Mission Statement

One major function of the Planning Department is to provide rural addresses. Rural addressing works together with Lea County citizens, other County departments, and other agencies and governmental organizations to maintain an Enhanced E911 database. Lea County E911 Rural Addressing assigns rural emergency 911 physical addresses associated with a named road within the County.

E911 Rural Addressing also collects and confirms the accuracy of existing and new data for all roads and structures throughout the County to comply with Enhanced E911 services.

The Planning Department also supplies addresses to the US Post Office when needed, creates precinct maps, and verifies voter registration addresses.

Data collection is done with a GPS (global positioning system) receiver using ArcView and Contact One MagSag Addressing third party software.

This department also works closely with the Planning and Zoning Advisory Board to administer subdivision applications. Subdivision are reviewed by the Planning and Zoning Board prior to being submitted to the Lea County Board of County Commissioners for consideration.

Staff

The Planning Department is staffed by a Director and one Planner. Currently, the Director position is approved but not funded for the FY 18 budget year.

401-76 Planning Department

	<u>FY 16 Actual</u>	<u>FY 17 Adjusted</u>	<u>FY 17 Actual</u>	<u>FY 18 Budget</u>	<u>% Change</u>
Expenditures					
Salaries & Benefits					
Salaries & Benefits					
2002 - Full-Time Positions	\$ 42,272	\$ 138,414	\$ 44,694	\$ 44,574	(67.8)%
2063 - PERA	6,248	20,036	6,683	6,452	(67.8)%
2064 - FICA	3,145	10,742	3,368	3,563	(66.8)%
2065 - Health Insurance	15,213	36,862	16,050	15,008	(59.3)%
2200 - Retiree Health Care	1,197	3,945	1,280	1,270	(67.8)%
2208 - Vacation	—	2,000	—	2,000	— %
Total Salaries & Benefits	<u>68,074</u>	<u>211,999</u>	<u>72,075</u>	<u>72,868</u>	<u>(65.6)%</u>
Operating Costs					
2007 - Communications	1,408	1,500	—	1,500	— %
2008 - Printing & Publishing	—	2,000	72	2,000	— %
2009 - Office Supplies	19	2,000	70	2,000	— %
2010 - Travel/Per Diem	—	2,500	—	2,500	— %
2011 - Vehicle - Gas & Oil	—	2,500	—	2,500	— %
2016 - Education/Registration/Dues	—	1,500	—	1,500	— %
2077 - Tools & Supplies	—	500	—	500	— %
2111 - Vehicle - Maintenance	—	1,500	—	1,500	— %
2130 - Computers And Peripherals	—	2,000	1,674	2,000	— %
2165 - Software	1,000	3,000	2,010	3,000	— %
Total Operating Costs	<u>2,427</u>	<u>19,000</u>	<u>3,826</u>	<u>19,000</u>	<u>— %</u>
Total Expenditures	<u>\$ 70,501</u>	<u>\$ 230,999</u>	<u>\$ 75,901</u>	<u>\$ 91,868</u>	<u>(60.2)%</u>

401-76 Planning Department

	<u>FTE</u>	<u>Salary</u>	<u>FICA & Medicare</u>	<u>PERA</u>	<u>Group Health Ins.</u>	<u>Retiree Ins.</u>	<u>Total</u>
401-76 Planning							
Full-Time Positions							
Planner	1.00	\$ 44,574	\$ 3,410	\$ 6,452	\$ 15,008	\$ 1,270	\$ 70,715
Planning Director	1.00	—	—	—	—	—	—
Full-Time Positions Total	<u>2.00</u>	<u>44,574</u>	<u>3,410</u>	<u>6,452</u>	<u>15,008</u>	<u>1,270</u>	<u>70,715</u>
Overtime		—	—	—	—	—	—
Straight Time - OT		—	—	—	—	—	—
Vacation		2,000	153	—	—	—	2,153
Planning Total	<u>2.00</u>	<u>\$ 46,574</u>	<u>\$ 3,563</u>	<u>\$ 6,452</u>	<u>\$ 15,008</u>	<u>\$ 1,270</u>	<u>\$ 72,868</u>

Emergency Management

Mission Statement

To meet the needs of our citizens for a variety of crisis situation that demand a timely, efficient and professional response.

Function

Emergency Management, including the County fire departments located in Maljamar, Knowles, Monument and the Lea Regional Airport, strives to provide the highest quality of service to Lea County residents. These departments remain vigilant and dedicated to life, safety, property conservation and incident stabilization. It is through prevention, education, and training that the departments strive to prevent and prepare for emergencies that put citizens at risk. A goal is to remain aggressive in approach, open minded to change, and understanding with each situation that occurs. Emergency services are provided for Lea County by a mixture of full-time employees, part-time employees and many volunteers. Although the regions of service that are covered by each individual fire station are different, all stand ready to provide aid to another district. Emergency response is always available county-wide.

Staff

All emergency service functions are under the supervision the emergency services director, who also serves as fire marshal. Staff includes one deputy fire marshal, two full-time firefighters and four part-time firefighters located at the Airport Fire Station; 57 volunteer firefighters at the Knowles, Monument and Maljamar rural fire stations with ten licensed EMT Basics and one nationally registered paramedic. The General Fund provides funding to pay a portion of the salaries and benefits for the Emergency Management staff as well as general operating expenses.

Funds

407-14 - Maljamar Fire Department
408-15 - Knowles Fire Department
409-16 - Lea Regional Airport Fire Department
410-17 - Monument Fire Department
604-47 - Knowles EMS
613-48 - Maljamar EMS
618-79 - Lea County Fire Marshall
619-59 - Fire Excise Tax
621-61 - Monument EMS

401-77 Emergency Management

	<u>FY 16 Actual</u>	<u>FY 17 Adjusted</u>	<u>FY 17 Actual</u>	<u>FY 18 Budget</u>	<u>% Change</u>
Expenditures					
Salaries & Benefits					
2002 - Full-Time Positions	\$ 117,135	\$ 124,928	\$ 124,603	\$ 140,000	12.1 %
2004 - Temporary Positions	—	15,600	3,461	15,600	— %
2005 - Overtime	—	500	—	500	— %
2063 - PERA	17,375	18,085	18,085	20,265	12.1 %
2064 - FICA	8,921	10,750	9,778	12,095	12.5 %
2065 - Health Insurance	34,520	36,064	36,064	46,072	27.7 %
2200 - Retiree Health Care	2,138	3,560	2,287	3,990	12.1 %
2208 - Vacation	—	—	—	2,000	— %
Total Salaries & Benefits	<u>180,089</u>	<u>209,487</u>	<u>194,277</u>	<u>240,521</u>	<u>14.8 %</u>
Operating Costs					
2007 - Communications	1,379	2,000	1,468	2,000	— %
2008 - Printing & Publishing	907	1,000	988	1,000	— %
2009 - Office Supplies	1,912	2,000	1,716	2,000	— %
2010 - Travel/Per Diem	5,397	4,500	2,185	4,500	— %
2011 - Vehicle - Gas & Oil	4,978	15,000	5,728	15,000	— %
2016 - Education/Registration/Dues	465	2,000	1,786	2,000	— %
2111 - Vehicle - Maintenance	1,051	3,000	776	3,000	— %
2130 - Computers And Peripherals	632	1,500	1,340	1,500	— %
2152 - Contract Labor/Professional Svcs	14,995	30,000	—	30,000	— %
2446 - Fire Chiefs Expense	519	63,500	19,453	55,000	(13.4)%
2448 - Firetruck Repair	23,051	37,000	10,338	37,000	— %
2891 - Wildland Fire Reimbursement	—	3,792	—	5,000	31.9 %
Total Operating Costs	<u>55,287</u>	<u>165,292</u>	<u>45,778</u>	<u>158,000</u>	<u>(4.4)%</u>
Total Expenditures	<u>\$ 235,376</u>	<u>\$ 374,779</u>	<u>\$ 240,056</u>	<u>\$ 398,521</u>	<u>6.3 %</u>

401-77 Emergency Management

	<u>FTE</u>	<u>Salary</u>	<u>FICA & Medicare</u>	<u>PERA</u>	<u>Group Health Ins.</u>	<u>Retiree Ins.</u>	<u>Total</u>
401-77 Emergency Management							
Full-Time Positions							
Administrative Coordinator	0.50	\$ 18,626	\$ 1,425	\$ 2,696	\$ 9,830	\$ 531	\$ 33,108
Director	0.45	44,320	3,390	6,415	6,753	1,263	62,142
Technician	0.50	16,068	1,229	2,326	9,830	458	29,911
Fire Marshal	1.00	60,986	4,665	8,828	19,659	1,738	95,876
Full-Time Positions Total	<u>2.45</u>	<u>140,000</u>	<u>10,710</u>	<u>20,265</u>	<u>46,072</u>	<u>3,990</u>	<u>221,036</u>
Overtime		500	38	—	—	—	538
Temporary Positions		15,600	1,193	—	—	—	16,793
Vacation		2,000	153	—	—	—	2,153
Emergency Management Total	<u>2.45</u>	<u>\$ 158,100</u>	<u>\$ 12,095</u>	<u>\$ 20,265</u>	<u>\$ 46,072</u>	<u>\$ 3,990</u>	<u>\$ 240,521</u>

401-81 Misdemeanor Compliance

	<u>FY 16 Actual</u>	<u>FY 17 Adjusted</u>	<u>FY 17 Actual</u>	<u>FY 18 Budget</u>	<u>% Change</u>
Expenditures					
Salaries & Benefits					
2002 - Full-Time Positions	\$ 47,582	\$ 52,338	\$ 52,334	\$ 82,410	57.5 %
2005 - Overtime	668	1,360	1,354	—	(100.0)%
2063 - PERA	7,561	7,951	7,733	11,929	50.0 %
2064 - FICA	3,550	4,737	4,063	6,304	33.1 %
2065 - Health Insurance	14,264	23,520	23,467	6,675	(71.6)%
2200 - Retiree Health Care	1,413	1,565	1,482	2,349	50.1 %
Total Salaries & Benefits	<u>75,038</u>	<u>91,471</u>	<u>90,433</u>	<u>109,666</u>	<u>19.9 %</u>
Total Expenditures	<u>\$ 75,038</u>	<u>\$ 91,471</u>	<u>\$ 90,433</u>	<u>\$ 109,666</u>	<u>19.9 %</u>

401-81 Misdemeanor Compliance

	<u>FTE</u>	<u>Salary</u>	<u>FICA & Medicare</u>	<u>PERA</u>	<u>Group Health Ins.</u>	<u>Retiree Ins.</u>	<u>Total</u>
401-81 Misdemeanor Compliance							
Full-Time Positions							
Director	1.00	\$ 82,410	\$ 6,304	\$ 11,929	\$ 6,675	\$ 2,349	\$ 109,666
Full-Time Positions Total	1.00	82,410	6,304	11,929	6,675	2,349	109,666
Overtime		—	—	—	—	—	—
Misdemeanor Compliance Total	<u>1.00</u>	<u>\$ 82,410</u>	<u>\$ 6,304</u>	<u>\$ 11,929</u>	<u>\$ 6,675</u>	<u>\$ 2,349</u>	<u>\$ 109,666</u>

Lea County Assessor's Property Fund
Fiscal Year 2017-2018 Budget



Sharla Kennedy - Lea County Assessor

Assessor's Property Valuation Fund

Mission Statement

To provide fair and equitable assessment of real and personal property at a reasonable cost and maintain a current tax base upon which local government can apply tax levies.

Function

Recipients of revenue produced through ad valorem levies are required to pay counties an administrative charge to offset collection cost. Prior to distribution to a revenue recipient, the county treasurer shall deduct an administrative charge equaling one percent of the revenue received. Once the administrative charges have been deducted by the county treasurer, the funds are distributed into the property valuation fund. Expenditures from the property valuation fund shall be made pursuant to a property valuation program that is presented by the county assessor and is approved by a majority vote by the county commissioners.

The property valuation fund has to be used in a manner in which falls under Section 7-38-38.1 the ways in which the funds may be used are as follows:

- Full time employee salaries are not permitted, however, full time employees that work in the assessor's office and do work pertaining to a property valuation program may, have their salaries prorated between the general fund and the property valuation fund.
- Part time employees hired for the purpose of assisting with the property valuation program.
- Overtime expenses associated with conducting a property valuation program.
- Capital outlay purchases related to the sole purpose of conducting a reappraisal program.
- Travel expenditures associated with reappraisal.
- Any debt service incurred from conducting a property valuation program.
- County property valuation fund is a restricted fund, meaning transfers out of the fund are not permitted.
- Cash balances remaining at the end of the fiscal year, transform into the beginning cash balance in the fund. They may not be transferred to another fund.
- Maintenance and repair expenses associated with the equipment belonging to the fund and/or equipment used for reappraisal purposes.

Goals

The County Assessor has designated the following projects as priorities in the FY 18 year:

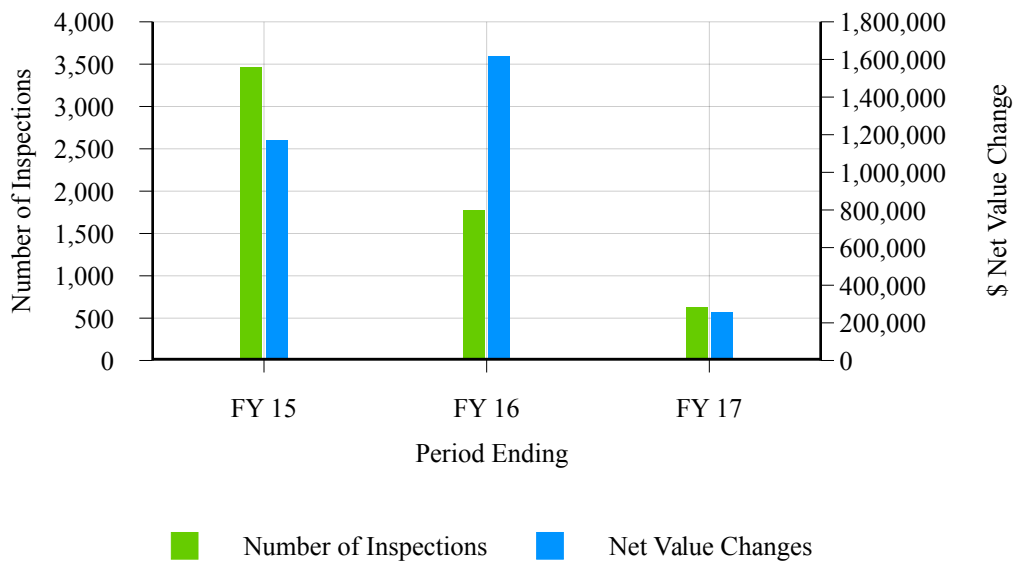
Property inspection plan, in order to meet IAAO standards

Every parcel to be reviewed every 4-6 years

1. The re-inspection plan began in 2014 and is currently ongoing. The majority of the inner and outer portion of Lovington has been completed
2. Ideally this will be completed by two teams, once our last field position is filled
 - a. One team is currently working the outside limits of Hobbs
 - b. The second team was in the process of working towards Tatum and will carry out on this once the position is filled.

- c. Areas of primary concern
 - Areas of the most unpermitted growth: Lovington, Jal, and Eunice:
 - Tatum having the least bit of growth and development

Re-Appraisal Statistics



499-46 County Assessor's Valuation Fund

	<u>FY 16 Actual</u>	<u>FY 17 Adjusted</u>	<u>FY 17 Actual</u>	<u>FY 18 Budget</u>	<u>% Change</u>
Revenue					
Miscellaneous					
1209 - 1% Administrative Fee	\$ 383,473	\$ 300,000	\$ 450,398	\$ 393,614	31.2 %
Miscellaneous Total	<u>383,473</u>	<u>300,000</u>	<u>450,398</u>	<u>393,614</u>	<u>31.2 %</u>
Total Revenue	<u>383,473</u>	<u>300,000</u>	<u>450,398</u>	<u>393,614</u>	<u>31.2 %</u>
Expenditures					
Salaries & Benefits					
2002 - Full-Time Positions	69,772	86,928	73,419	79,785	(8.2)%
2003 - Part Time Positions	10,596	79,795	10,887	36,676	(54.0)%
2063 - PERA	10,184	10,847	10,847	11,549	6.5 %
2064 - FICA	6,007	12,754	6,470	9,400	(26.3)%
2065 - Health Insurance	36,179	37,571	37,571	25,909	(31.0)%
2200 - Retiree Health Care	1,951	2,135	2,135	2,457	15.1 %
2208 - Vacation	—	—	—	6,422	— %
Total Salaries & Benefits	<u>134,689</u>	<u>230,030</u>	<u>141,329</u>	<u>172,198</u>	<u>(25.1)%</u>
Operating Costs					
2008 - Printing & Publishing	13,917	15,000	14,809	20,000	33.3 %
2009 - Office Supplies	12,748	20,000	11,046	20,000	— %
2010 - Travel/Per Diem	7,589	20,000	12,579	20,000	— %
2011 - Vehicle - Gas & Oil	3,916	8,400	4,268	10,000	19.0 %
2012 - Maintenance	48,227	74,000	48,436	74,000	— %
2016 - Education/Registration/Dues	9,837	37,500	7,907	37,500	— %
2111 - Vehicle - Maintenance	3,065	3,500	1,800	5,000	42.9 %
2130 - Computers And Peripherals	2,119	8,500	2,160	8,500	— %
2158 - NMAC Conference	5,126	15,000	12,627	10,000	(33.3)%
2165 - Software	7,454	45,000	8,664	50,000	11.1 %
2802 - Staff Labor	5,789	—	—	—	— %
Total Operating Costs	<u>119,788</u>	<u>246,900</u>	<u>124,297</u>	<u>255,000</u>	<u>3.3 %</u>
Total Expenditures	<u>254,477</u>	<u>476,930</u>	<u>265,626</u>	<u>427,198</u>	<u>(10.4)%</u>
Net Change from Operations	<u>128,996</u>	<u>(176,930)</u>	<u>184,773</u>	<u>(33,584)</u>	<u>(81.0)%</u>
Capital Outlays (See Detail)	<u>28,867</u>	<u>11,000</u>	<u>—</u>	<u>11,000</u>	<u>— %</u>
Net Change in Fund Balance	<u>100,129</u>	<u>(187,930)</u>	<u>184,773</u>	<u>(44,584)</u>	<u>(76.3)%</u>
Cash Fund Balance Beginning of Year	656,801	756,931	756,931	941,703	24.4 %
Cash Transfer from the General Fund	<u>—</u>	<u>—</u>	<u>—</u>	<u>—</u>	<u>— %</u>
Cash Fund Balance End of Year	<u>\$ 756,931</u>	<u>\$ 569,001</u>	<u>\$ 941,703</u>	<u>\$ 897,119</u>	<u>57.7 %</u>

499-46 County Assessor's Valuation Fund

	<u>FTE</u>	<u>Salary</u>	<u>FICA & Medicare</u>	<u>PERA</u>	<u>Group Health Ins.</u>	<u>Retiree Ins.</u>	<u>Total</u>
499-46 Assessor's Valuation							
Full-Time Positions							
Chief Appraiser	0.30	\$ 18,770	\$ 1,436	\$ 2,717	\$ 2,002	\$ 535	\$ 25,460
Deputy Assessor	0.60	20,355	1,557	2,946	10,400	580	35,839
Field Appraiser	0.90	40,660	3,110	5,886	13,507	1,159	64,322
Full-Time Positions Total	1.80	79,785	6,104	11,549	25,909	2,274	125,620
Part-Time Positions Total		36,676	2,806	—	—	—	39,481
Vacation		6,422	491	—	—	183	7,096
Assessor's Valuation Total	<u>1.80</u>	<u>\$ 122,882</u>	<u>\$ 9,400</u>	<u>\$ 11,549</u>	<u>\$ 25,909</u>	<u>\$ 2,457</u>	<u>\$ 172,198</u>

499-46 County Assessor's Valuation Fund

	<u>FY 16 Actual</u>	<u>FY 17 Adjusted</u>	<u>FY 17 Actual</u>	<u>FY 18 Budget</u>	<u>% Change</u>
Capital Outlays					
4324 - Copier	\$ —	\$ 11,000	\$ —	\$ 11,000	—%
4382 - Vehicle	\$ 28,867	\$ —	\$ —	\$ —	—%
Total Capital Outlays	<u>\$ 28,867</u>	<u>\$ 11,000</u>	<u>\$ —</u>	<u>\$ 11,000</u>	<u>—%</u>

County Clerk's Recording & Filing Fee Fund Fiscal Year 2017—2018 Budget



Lea County Clerk Recording and Filing Fee

Mission Statement

To produce and maintain the best permanent public records in the nation, provide quality service to taxpayers, and ensure the public retains a high opinion of Lea County, the County Clerk's Office, and the elected official who manages it; and conduct the most correct, trouble-free elections that ensures hassle-free voting for Lea County citizens.

Function

Section 14-8-12.2 and 14-8-15, New Mexico Statutes Annotated, 1978 as amended, allows the County Clerk to charge a recording fee of twenty-five dollars (\$25.00) for each document filed or recorded by the County Clerk. For each fee of twenty-five dollars (\$25) collected by the County Clerk pursuant to this section, eighteen dollars (\$18) shall be deposited in the county general fund and seven dollars (\$7.00) shall be deposited in the county clerk recording and filing fund. Expenditures from the recording and filing fund may only be used for:

1. to rent, purchase, lease or lease-purchase recording equipment and for supplies, training and maintenance for such equipment;
2. to rent, purchase, lease or lease-purchase equipment associated with all regular duties in the county clerk's office and for supplies, training and maintenance for such equipment;
3. to rent, purchase, lease or lease-purchase vehicles associated with all regular duties in the county clerk's office and for supplies, training and maintenance for such vehicles, provided that the county clerk shall report annually to the board of county commissioners the usage, mileage and necessity of any vehicle acquired pursuant to this paragraph;
4. for technical assistance or for training associated with all regular duties of the county clerk's office; or
5. for staff travel associated with all regular duties of the county clerk's office pursuant to the Per Diem and Mileage Act [[10-8-1](#) through [10-8-8](#) NMSA 1978].

405-54 County Clerk's Recording & Filing Fund

	<u>FY 16 Actual</u>	<u>FY 17 Adjusted</u>	<u>FY 17 Actual</u>	<u>FY 18 Budget</u>	<u>% Change</u>
Revenue					
Charges for Services					
1211 - Clerk Filing/Recording	\$ 101,820	\$ 85,000	\$ 118,548	\$ 100,000	17.6 %
Charges for Services Total	<u>101,820</u>	<u>85,000</u>	<u>118,548</u>	<u>100,000</u>	<u>17.6 %</u>
Total Revenue	<u>101,820</u>	<u>85,000</u>	<u>118,548</u>	<u>100,000</u>	<u>17.6 %</u>
Expenditures					
Operating Costs					
2009 - Office Supplies	8,473	25,000	22,936	15,000	(40.0)%
2010 - Travel/Per Diem	4,897	6,500	4,495	6,500	— %
2011 - Vehicle - Gas & Oil	1,049	3,100	1,040	3,100	— %
2016 - Education/Registration/Dues	1,540	3,500	3,500	3,500	— %
2111 - Vehicle - Maintenance	1,240	3,000	272	3,000	— %
2130 - Computers And Peripherals	3,311	44,500	43,687	44,500	— %
2152 - Contract Labor/Professional Svcs	7,718	12,000	12,000	120,000	900.0 %
Total Operating Costs	<u>28,228</u>	<u>97,600</u>	<u>87,931</u>	<u>195,600</u>	<u>100.4 %</u>
Total Expenditures	<u>28,228</u>	<u>97,600</u>	<u>87,931</u>	<u>195,600</u>	<u>211.5 %</u>
Net Change from Operations	<u>73,592</u>	<u>(12,600)</u>	<u>30,617</u>	<u>(95,600)</u>	<u>(58.4)%</u>
Capital Outlays (See Detail)	<u>5,493</u>	<u>—</u>	<u>—</u>	<u>—</u>	<u>(100.0)%</u>
Net Change in Fund Balance	<u>68,099</u>	<u>(12,600)</u>	<u>30,617</u>	<u>(95,600)</u>	<u>(55.0)%</u>
Cash Fund Balance Beginning of Year	227,705	295,803	295,803	326,420	10.4 %
Cash Transfer from the General Fund	<u>—</u>	<u>—</u>	<u>—</u>	<u>—</u>	<u>— %</u>
Cash Fund Balance End of Year	<u>\$ 295,803</u>	<u>\$ 283,203</u>	<u>\$ 326,420</u>	<u>\$ 230,820</u>	<u>(18.5)%</u>

Lea County Indigent Fund
Fiscal Year 2017 - 2018 Budget



Indigent Claims Fund

Mission Statement

To provide assistance to indigent residents of Lea County, contributions to the New Mexico Medicare Fund and support of mental health organizations per the Indigent Hospital Claims Administration Ordinance No. 61.

Function

The intent and purpose of the Indigent Hospital and County Health Care Act is to provide a funding source of last resort for the care of indigent patients living to Lea County.

The funding source for the indigent program is a 1/8th county-wide gross receipts tax that was originally levied by an ordinance approved in 1989. Due to the decline in the oil industry over the past two years, gross receipts tax revenue decreased 15.45% to \$4,185,993 in FY 16/17.

Lea County is mandated to remit 50% of the prior year Indigent Gross Receipts Tax received to the New Mexico Human Services Division to support state Medicaid Services. Medicaid contributions for FY 17/18 are projected to be \$2,092,997.

New Mexico Senate Bill 268, passed during FY13/14, requires that the County transfer a sum equal to 66% of the prior year Indigent Gross Receipts Tax received, estimated to be \$2,762,755 for FY17/18, to the State's response to the Affordable Health Care Act - the Safety Net Care Pool. Together with the mandated Medicaid Contributions, Lea County is required to transfer 116.7% of the prior year Indigent Care Gross Receipts Tax received to the State which creates a budget deficit before other budgeted indigent expenditures.

Although not paying the hospitals directly for Indigent Claims, Lea County remains liable for indigent claims not paid through the State's "Safety Net Care Pool" program and continues to administer indigent claims applications received from local hospitals. Applications are processed to identify those individuals who qualify for indigent status by applying guidelines identified in the Indigent Hospital Claims Administration Ordinance.

Indigent Claims Funds are also used to provide certain mental/physical health services to indigent county residents. Services provided range from prenatal care for at-risk pregnancies to half-way houses for those recovering from alcohol and drug addictions. Lea County has budgeted \$353,798 for those services.

In order to meet the mandated Medicaid and Safety Net Care Pool contributions along with the other budgeted expenditures, Lea County has budgeted a transfer from the General Fund of \$1,103,212.

Staff

The Indigent Claims program is administered through the Finance Department and has one employee assigned to assist applicants.

406-13 Indigent GRT

	<u>FY 16 Actual</u>	<u>FY 17 Adjusted</u>	<u>FY 17 Actual</u>	<u>FY 18 Budget</u>	<u>% Change</u>
Revenue					
Gross Receipts Taxes					
1410 - Gross Receipts Tax	\$ 4,949,995	\$ 4,448,500	\$ 4,185,993	\$ 4,067,976	(8.6)%
Gross Receipts Taxes Total	<u>4,949,995</u>	<u>4,448,500</u>	<u>4,185,993</u>	<u>4,067,976</u>	<u>(8.6)%</u>
Miscellaneous					
1180 - Interest On Investments	2,000	1,000	—	—	(100.0)%
1260 - Refunds	—	—	1,118	—	— %
1381 - Miscellaneous	—	—	—	—	— %
1420 - Recoveries	975	500	700	—	(100.0)%
Miscellaneous	<u>2,975</u>	<u>1,500</u>	<u>1,818</u>	<u>—</u>	
Total Revenue	<u>4,952,970</u>	<u>4,450,000</u>	<u>4,187,811</u>	<u>4,067,976</u>	<u>(8.6)%</u>
Expenditures					
Salaries & Benefits					
2002 - Full-Time Positions	54,306	—	—	—	— %
2005 - Overtime	—	—	—	—	— %
2063 - PERA	8,076	—	—	—	— %
2064 - FICA	4,075	—	—	—	— %
2065 - Health Insurance	20,192	—	—	—	— %
2200 - Retiree Health Care	1,547	—	—	—	— %
Total Salaries & Benefits	<u>88,198</u>	<u>—</u>	<u>—</u>	<u>—</u>	<u>— %</u>
Operating Costs					
2009 - Office Supplies	1,013	—	—	—	— %
2016 - Education/Registration/Dues	52	—	—	—	— %
2017 - Indigent Burial	4,400	10,000	5,600	10,000	— %
2018 - Care Of Prisoners	894,899	1,279,690	1,206,677	—	(100.0)%
2058 - Diabetes Program	720	10,000	752	5,000	(50.0)%
2097 - Medicaid	3,733,924	2,500,000	2,384,765	2,092,997	(16.3)%
2110 - Mental Health - Contract Service	400,961	280,656	273,748	353,798	26.1 %
2130 - Computers And Peripherals	1,650	—	—	—	— %
2890 - 1/12th GRT State Redirect	3,728,029	4,542,676	4,233,429	2,762,755	(39.2)%
Total Operating Costs	<u>8,765,648</u>	<u>8,623,022</u>	<u>8,104,971</u>	<u>5,224,550</u>	<u>(39.4)%</u>
Total Expenditures	<u>8,853,845</u>	<u>8,623,022</u>	<u>8,104,971</u>	<u>5,224,550</u>	<u>(39.4)%</u>
Net Change from Operations	<u>(3,900,875)</u>	<u>(4,173,022)</u>	<u>(3,917,160)</u>	<u>(1,156,574)</u>	<u>(72.3)%</u>
Capital Outlays (See Detail)	<u>—</u>	<u>—</u>	<u>—</u>	<u>—</u>	<u>— %</u>
Net Change in Fund Balance	<u>(3,900,875)</u>	<u>(4,173,022)</u>	<u>(3,917,160)</u>	<u>(1,156,574)</u>	<u>(72.3)%</u>
Cash Fund Balance Beginning of Year	2,197,107	1,541,857	1,541,857	255,862	(83.4)%
Cash Transfer from the General Fund	3,245,521	2,631,165	2,631,165	1,103,212	(58.1)%
Cash Fund Balance End of Year	<u>\$ 1,541,753</u>	<u>\$ —</u>	<u>\$ 255,862</u>	<u>\$ 202,500</u>	<u>96,428.6 %</u>

Lea County Public Works Department



Lea County Road Department Fiscal Year 2017 - 2018 Budget



Lea County Road Department

Mission Statement

The provide safe and efficient roadways and services to the citizens of Lea County, understanding that it is the Road Department's duty to maintain the County's network of roadways for not only the traveling public, but also for the economic prosperity of the County.

Function

The Lea County Road Department is responsible for the construction and maintenance of County Roadways.

Staff

The Public Works Director supervises the Lea County Road Department. The department employs a variety of staff with skill sets that equal the variety of duties performed. The department's 44 employees range from heavy equipment operators to mechanics, from welders and fabricators to ditch mowers and everything in between.

Accomplishments

In FY 16/17 the Lea County Road Department completed maintenance chip seal on over 88 miles of roadway and oversaw the conversion of existing caliche roadways to new reconstructed chip seal roadways throughout the county.

The Road Department continues to maintain over 1,250 miles of roadway and replaced 55 cattle guards.

Goals

The Lea County Road Department plans to continue its ongoing maintenance of county roadways but also plans on focusing on rebuilding vital arterial roadways in the county.

Other projects will include the reconstruction and paving of Weaver Road and the widening of various heavily used roadways throughout the county.

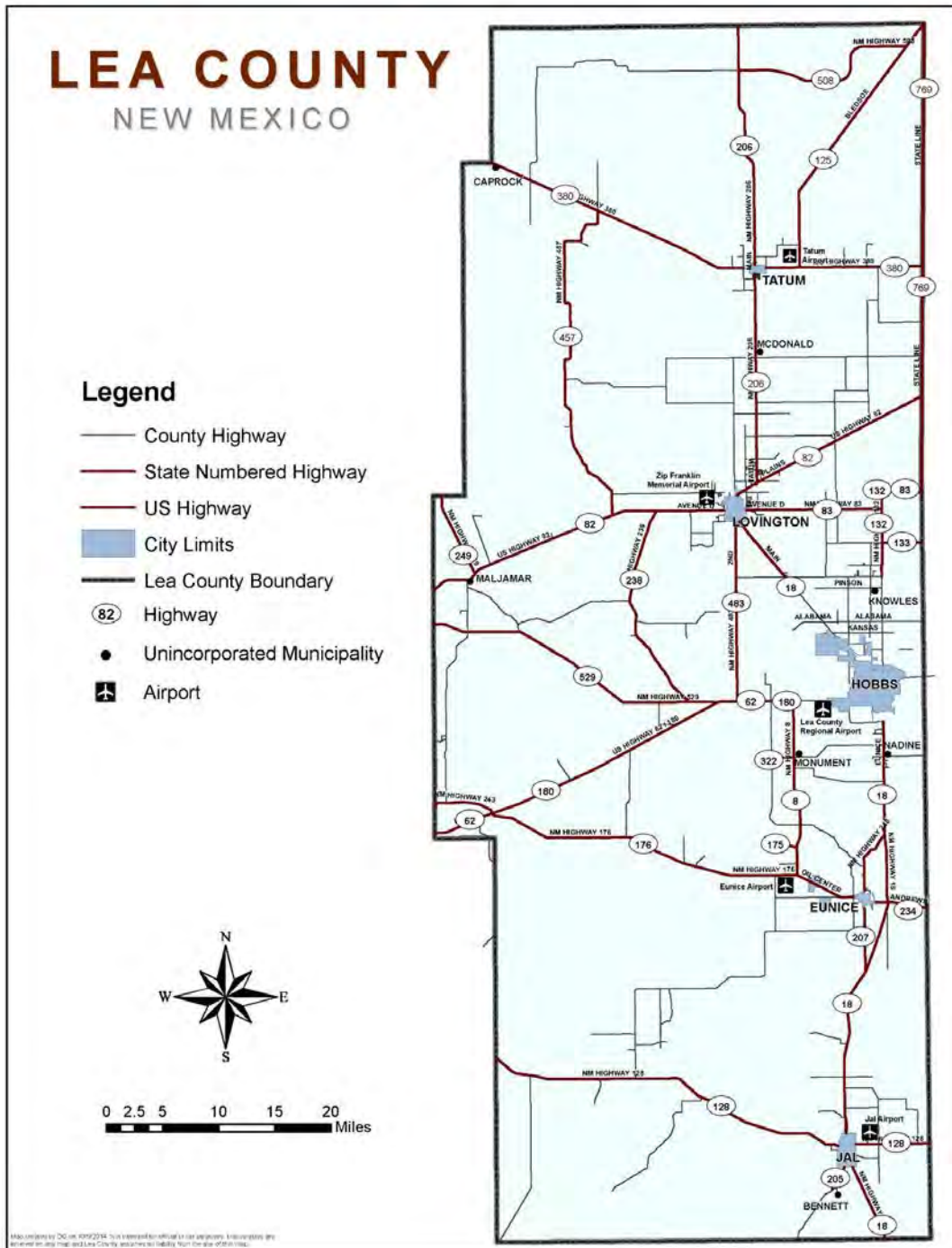
Funding

Lea County is estimating grant revenue totaling \$562,907 for road construction during FY 17/18 from the New Mexico Department of Transportation. The County is also expecting to receive more than \$1 million dollars in Motor Vehicle and Gasoline Tax revenue. The County has budgeted more that \$9.9 million in General Fund transfers to provide for road maintenance and repair.

Capital Projects

The Road Department budget contains \$2.5 million in funding for new road projects for FY 18, as well as \$2.55 million for road maintenance. New construction focus will be on the Hobbs Weaver Roadway.

Other capital funding includes \$502,000 to replace equipment that has reached the end of its' useful life.



402-10 Lea County Road Department

	<u>FY 16 Actual</u>	<u>FY 17 Adjusted</u>	<u>FY 17 Actual</u>	<u>FY 18 Budget</u>	<u>% Change</u>
Revenue					
Intergovernmental					
1665 - 17 SB ST	\$ —	\$ 68,740	\$ —	\$ 68,740	— %
1670 - 16 CO-OP ST	—	92,727	92,727	—	(100.0)%
1726 - 17 CO-OP ST	—	136,026	—	92,727	(31.8)%
1737 - 16 SB ST	—	68,740	68,740	—	(100.0)%
1738 - 16 CAP ST	—	212,676	212,676	—	(100.0)%
1743 - 17 CAP ST	—	212,676	—	212,676	— %
1756 - FEMA Road Grant 75% Share	1,276,470	—	758,061	—	— %
1757 - State Road Grant 12.5% Share	192,723	—	126,344	—	— %
1921 - 15 SB ST	78,758	—	—	—	— %
1922 - 15 CAP ST	241,867	—	—	188,764	— %
1923 - 15 CO OP ST	102,417	—	—	—	— %
Intergovernmental Total	<u>1,892,236</u>	<u>791,585</u>	<u>1,258,548</u>	<u>562,907</u>	<u>(331.8)%</u>
Miscellaneous					
1260 - Refunds	1,614	—	14,442	—	— %
Miscellaneous	<u>1,614</u>	<u>—</u>	<u>14,442</u>	<u>—</u>	<u>— %</u>
Other Taxes					
1510 - Motor Vehicle-Road	792,164	625,000	773,355	665,000	6.4 %
1520 - Gasoline Tax (Suspense)	348,811	300,000	358,728	360,904	20.3 %
Other Taxes Total	<u>1,140,975</u>	<u>925,000</u>	<u>1,132,083</u>	<u>1,025,904</u>	<u>10.9 %</u>
Total Revenue	<u>3,034,825</u>	<u>1,716,585</u>	<u>2,405,073</u>	<u>1,588,811</u>	<u>(7.4)%</u>
Expenditures					
Salaries & Benefits					
2002 - Full-Time Positions	1,793,495	2,041,451	1,643,665	1,934,046	(5.3)%
2005 - Overtime	53,757	81,885	29,831	81,885	— %
2063 - PERA	255,877	307,786	244,385	279,953	(9.0)%
2064 - FICA	140,725	169,129	127,711	158,450	(6.3)%
2065 - Health Insurance	591,381	757,262	568,010	702,290	(7.3)%
2109 - SEC 125 Flex Spending	179	310	—	310	— %
2170 - Alternative Retirement Contrib	9,547	9,291	—	—	(100.0)%
2200 - Retiree Health Care	49,897	60,091	46,785	55,120	(8.3)%
2208 - Vacation	18,994	22,500	14,607	20,000	(11.1)%
2209 - Straight Time - OT	10,000	10,000	6,760	35,000	250.0 %
Total Salaries & Benefits	<u>2,923,852</u>	<u>3,459,705</u>	<u>2,681,756</u>	<u>3,267,055</u>	<u>(5.6)%</u>
Operating Costs					
2006 - Postage	92	500	182	500	— %
2007 - Communications	14,893	16,000	15,939	16,000	— %
2008 - Printing & Publishing	509	2,000	427	2,000	— %
2009 - Office Supplies	8,056	8,750	5,563	8,750	— %
2010 - Travel/Per Diem	870	2,000	763	2,000	— %
2013 - Rental Of Equipment	2,135	7,500	2,088	7,500	— %

402-10 Lea County Road Department

	<u>FY 16 Actual</u>	<u>FY 17 Adjusted</u>	<u>FY 17 Actual</u>	<u>FY 18 Budget</u>	<u>% Change</u>
2016 - Education/Registration/Dues	1,517	10,000	917	10,000	— %
2023 - Maintenance - Building	5,319	15,000	6,499	15,000	— %
2025 - Utilities	36,187	52,500	38,928	52,500	— %
2040 - Contractual Services - Mowing	—	15,000	—	15,000	— %
2043 - Surveying, Engineering & Planning	11,591	15,000	895	215,000	1,333.3 %
2046 - Janitors Supplies	8,575	12,000	8,019	12,000	— %
2051 - Maintenance - Roads	2,004,533	2,750,000	934,680	2,550,000	(7.3)%
2052 - Striping	102,225	150,000	54,812	150,000	— %
2075 - Maintenance - Equipment	325,000	325,000	266,754	325,000	— %
2076 - Equipment Operating	522,448	550,000	547,470	550,000	— %
2077 - Tools & Supplies	15,000	15,000	14,946	15,000	— %
2079 - Contractual Serv - Maintenance	4,836	5,450	5,421	5,600	2.8 %
2082 - Safety Equipment	2,123	8,750	2,847	8,750	— %
2086 - Contractual Serv - Physicals	—	4,000	—	4,000	— %
2130 - Computers And Peripherals	2,360	4,000	1,671	4,000	— %
2131 - Uniforms	16,241	18,000	14,613	18,000	— %
2133 - Fencing	—	100,000	—	50,000	(50.0)%
2169 - Lab Testing	—	20,000	—	10,000	(50.0)%
2201 - Signs-Const. & Road	14,396	15,000	12,888	15,000	— %
2802 - Staff Labor	103,590	180,000	151,092	125,000	(30.6)%
Total Operating Costs	<u>3,202,495</u>	<u>4,301,450</u>	<u>2,087,412</u>	<u>4,186,600</u>	<u>(2.7)%</u>
Total Expenditures	<u>6,126,348</u>	<u>7,761,155</u>	<u>4,769,168</u>	<u>7,453,655</u>	<u>(22.2)%</u>
Net Change from Operations	<u>(3,091,523)</u>	<u>(6,044,570)</u>	<u>(2,364,095)</u>	<u>(5,864,844)</u>	<u>(23.5)%</u>
Capital Outlays (See Detail)	<u>16,030,021</u>	<u>2,856,424</u>	<u>1,862,710</u>	<u>3,862,542</u>	<u>(88.4)%</u>
Net Change in Fund Balance	<u>(19,121,544)</u>	<u>(8,900,994)</u>	<u>(4,226,805)</u>	<u>(9,727,386)</u>	<u>(77.9)%</u>
Cash Fund Balance Beginning of Year	4,537,246	3,415,702	3,415,702	888,897	(74.0)%
Cash Transfer from the General Fund	<u>18,000,000</u>	<u>9,605,293</u>	<u>1,700,000</u>	<u>9,922,909</u>	<u>3.3 %</u>
Cash Fund Balance End of Year	<u>\$ 3,415,702</u>	<u>\$ 4,120,001</u>	<u>\$ 888,897</u>	<u>\$ 1,084,420</u>	<u>(73.7)%</u>

402-10 Lea County Road Department

	<u>FTE</u>	<u>Salary</u>	<u>FICA & Medicare</u>	<u>PERA</u>	<u>Group Health Ins.</u>	<u>Retiree Ins.</u>	<u>Total</u>
402-10 Road							
Full-Time Positions							
Administrative Coordinator	2.00	\$ 63,357	\$ 4,847	\$ 9,171	\$ 19,659	\$ 1,806	\$ 98,839
Assistant Crew Supervisor	1.00	62,774	4,802	9,087	19,659	1,789	98,111
Crew Supervisor	3.00	182,458	13,958	26,411	38,615	5,200	266,641
Equipment Operator	6.00	203,154	15,541	29,406	83,904	5,790	337,796
Fleet Supervisor	1.00	66,830	5,113	9,674	19,659	1,905	103,180
Mechanic	2.00	89,544	6,850	12,961	30,015	2,552	141,923
Operator III	28.00	1,069,266	81,799	154,776	431,801	30,474	1,768,115
Superintendent	1.00	82,930	6,344	12,004	19,659	2,363	123,300
Assistant Road Supervisor	1.00	—	—	—	—	—	—
Public Works Director	0.50	—	—	—	—	—	—
Welder	1.00	58,594	4,482	8,481	19,659	1,670	92,886
Construction Supervisor	1.00	55,141	4,218	7,982	19,659	1,572	88,571
Full-Time Positions Total	<u>47.50</u>	<u>1,934,046</u>	<u>147,955</u>	<u>279,953</u>	<u>702,290</u>	<u>55,120</u>	<u>3,119,365</u>
Overtime		81,885	6,264	—	—	—	88,149
Straight Time - OT		35,000	2,678	—	—	—	37,678
SEC 125 Flex Spending		310	24	—	—	—	334
Vacation		20,000	1,530	—	—	—	21,530
Road Total	<u>47.50</u>	<u>\$ 2,071,241</u>	<u>\$ 158,450</u>	<u>\$ 279,953</u>	<u>\$ 702,290</u>	<u>\$ 55,120</u>	<u>\$ 3,267,055</u>

402-10 Lea County Road Department

	<u>FY 16 Actual</u>	<u>FY 17 Adjusted</u>	<u>FY 17 Actual</u>	<u>FY 18 Budget</u>	<u>% Change</u>
Capital Outlays					
4169 - 15 SB CO	\$ 26,253	\$ —	\$ —	\$ —	— %
4170 - 15 SB St	78,758	—	—	—	— %
4171 - 15 CAP CO	80,622	—	—	—	— %
4172 - 15 CAP ST	241,867	—	—	—	— %
4173 - 15 CO OP Co	34,139	—	—	—	— %
4174 - 15 CO OP ST	102,417	—	—	—	— %
4220 - Mower	189,989	—	—	—	— %
4251 - Road Construction New Chip Seal	12,303,346	1,250,000	1,228,585	2,500,000	100.0 %
4315 - Pickup (s)	—	98,000	89,505	95,000	(3.1)%
4412 - Loader	—	255,000	255,000	—	(100.0)%
4469 - Dumping Trailer	10,460	—	—	17,000	— %
4473 - Dump Truck (s)	321,440	—	—	360,000	— %
4490 - Spreader - Sand/Salt	14,782	—	—	—	— %
4501 - Video Surveillance System	—	25,000	—	—	(100.0)%
4506 - Shoulder Attachment	—	27,500	—	30,000	9.1 %
4558 - Broom (s)	—	60,000	56,885	—	(100.0)%
4624 - Road Facility Remodel	69,622	—	—	—	— %
4657 - Tire Roller, Pneumatic	169,234	—	—	—	— %
4658 - Truck, Patching	53,468	—	—	—	— %
4713 - Mower - Rotary	42,735	—	—	—	— %
4738 - LEA00C1 FEMA	417,135	—	—	—	— %
4740 - LEA00C3 FEMA	1,873,755	—	—	—	— %
4762 - Jack Hammer Attachment	—	25,000	22,378	—	(100.0)%
4763 - Sky Track Forklift Used	—	65,000	59,430	—	(100.0)%
4764 - 17 CAP CO	—	70,892	—	70,892	— %
4765 - 17 CAP ST	—	212,676	—	212,676	— %
4766 - 17 CO-OP CO	—	30,909	—	30,909	— %
4767 - 17 CO-OP ST	—	92,727	—	92,727	— %
4768 - 17 SB CO	—	22,913	—	22,913	— %
4769 - 17 SB ST	—	68,740	—	68,740	— %
4770 - 18 CAP CO	—	67,393	—	62,921	(6.6)%
4771 - 18 CAP ST	—	212,676	—	188,764	(11.2)%
4772 - 18 CO-OP CO	—	45,342	—	—	(100.0)%
4773 - 18 CO-OP ST	—	136,026	117,253	—	(100.0)%
4774 - 18 SB CO	—	21,890	—	—	(100.0)%
4775 - 18 SB ST	—	68,740	33,676	—	(100.0)%
4779 - Dump Truck Snow Plows(2)	—	—	—	35,000	— %
4780 - Loader Weight Calculators	—	—	—	75,000	— %
Total Capital Outlays	<u>\$ 16,030,021</u>	<u>\$ 2,856,424</u>	<u>\$ 1,862,710</u>	<u>\$ 3,862,542</u>	<u>35.2 %</u>

Lea County Farm and Range Fund Fiscal Year 2017 - 2018 Budget



Farm and Range Fund

Mission Statement

To benefit the County in the conservation of soil and water, the control of rodents and predatory animals and the extermination of poisonous and noxious weeds.

Function

The purpose of the Farm and Range Fund is to account for expenditures of Taylor Grazing Act Funding received along with the contribution from Lea County. Currently, Lea County contracts with two outside agencies to provide these services. Those agencies and their purposes are as follows:

1. USDA Animal and Plant Inspection Service - to maintain a biologically-sound Integrated Wildlife Damage Management Plan to assist property owners, businesses, private citizens, and governmental agencies in resolving wildlife damage problems and conductor control activities in accordance with applicable Federal, State and local laws and regulations.
2. Lea County Soil and Water Conservation District -
 - provide educational training to the youth of Lea County explaining the effects of soil erosion and how to correct these problems.
 - continue the noxious weed effort throughout the County.
 - continue efforts in decommissioning abandoned water wells, which will prevent health and safety hazards, and will in recharging the aquifer.
 - provide lease equipment for local operators, brush control products, tree plantings, drip irrigation demonstrations, education exhibits and stewardship programs.

403-11 Farm & Range

	<u>FY 16 Actual</u>	<u>FY 17 Adjusted</u>	<u>FY 17 Actual</u>	<u>FY 18 Budget</u>	<u>% Change</u>
Revenue					
Miscellaneous					
1640 - Taylor Grazing	\$ 15,970	\$ 10,000	\$ 20,702	\$ 20,000	100.0 %
Miscellaneous Total	<u>15,970</u>	<u>10,000</u>	<u>20,702</u>	<u>20,000</u>	<u>100.0 %</u>
Total Revenue	<u>15,970</u>	<u>10,000</u>	<u>20,702</u>	<u>20,000</u>	<u>100.0 %</u>
Expenditures					
Operating Costs					
2091 - Soil & Water - Contract Service	\$ 61,200	\$ 61,200	\$ 61,200	\$ 61,200	— %
2092 - Wildlife - Contract Service	\$ 67,681	\$ 51,750	\$ 42,120	\$ 61,380	18.6 %
Total Operating Costs	<u>\$ 128,881</u>	<u>\$ 112,950</u>	<u>\$ 103,320</u>	<u>\$ 122,580</u>	<u>8.5 %</u>
Total Expenditures	<u>\$ 128,881</u>	<u>\$ 112,950</u>	<u>\$ 103,320</u>	<u>\$ 122,580</u>	<u>8.5 %</u>
Net Change from Operations	<u>\$ (112,911)</u>	<u>\$ (102,950)</u>	<u>\$ (82,618)</u>	<u>\$ (102,580)</u>	<u>(26.8)%</u>
Capital Outlays (See Detail)	<u>\$ —</u>	<u>\$ —</u>	<u>\$ —</u>	<u>\$ —</u>	<u>— %</u>
Net Change in Fund Balance	<u>\$ (112,911)</u>	<u>\$ (102,950)</u>	<u>\$ (82,618)</u>	<u>\$ (102,580)</u>	<u>(0.4)%</u>
Cash Fund Balance Beginning of Year	\$ 93,538	\$ 2	\$ 2	\$ 30,334	1,547,56 %
Cash Transfer from the General Fund	\$ 19,375	\$ 112,950	\$ 112,950	\$ 92,950	483.0 %
Cash Fund Balance End of Year	<u>\$ 2</u>	<u>\$ 10,002</u>	<u>\$ 30,334</u>	<u>\$ 20,704</u>	<u>1,547,56 %</u>

Paving Districts Fund
Fiscal Year 2017 - 2018 Budget



Lea County Paving Districts

Mission Statement

To provide for the creation of an improvement district as authorized by the County Improvement District Act that the Commission deems is necessary for the public safety, health or welfare of the citizens of Lea County.

Function

Per 4-55A-4 NMSA 1978 the purpose of an improvement district is as follows:

An improvement district may be created as authorized in the County Improvement District Act in order to construct, acquire, repair or maintain in one or more locations any one or any combination of the following projects, including land served by any project and any right of way, easement or privilege appurtenant or related thereto:

- A. a street, road, bridge, walkway, overpass, underpass, parkway, alley, curb, gutter or sidewalk project, including median and divider strips, parkways and boulevards, ramps and stairways, interchanges, alleys and intersections, arches, support structures and pilings and the grading, regrading, oiling, surfacing, graveling, excavating, macadamizing, paving, repairing, laying, backfilling, leveling, lighting, landscaping, beautifying or in any manner improving of all or any part of one or more streets, roads, bridges, walkways, pathways, curbs, gutters or sidewalks or any combination of the foregoing;
- B. any utility project for providing gas, water, electricity or telephone service;
- C. any storm sewer project, sanitary sewer project or water project, including investigating, planning, constructing, acquiring, excavating, laying, leveling, backfilling or in any manner improving all or any part of one or more storm sewers, drains, sanitary sewers, water lines, trunk lines, mains, laterals and property connections and acquiring or improving hydrants, meters, valves, catch basins, inlets, outlets, lift or pumping stations and machinery and equipment incidental thereto or any combination of the foregoing;
- D. a flood control or storm drainage project, including the investigation, planning, construction, improvement, replacement, repair or acquisition of dams, dikes, levees, ditches, canals, basins and appurtenances such as spillways, outlets, syphons and drop structures, channel construction, diversions, rectification and protection with appurtenant structures such as concrete lining, banks, revetments, culverts, inlets, bridges, transitions and drop structures, rundowns and retaining walls, storm sewers and related appurtenances such as inlets, outlets, manholes, catch basins, syphons and pumping stations, appliances, machinery and equipment and property rights connected therewith or incidental thereto convenient and necessary to control floods or to provide drainage and lessen their danger and damages;
- E. railroad spurs, railroad tracks, railyards, rail switches and any necessary real property; or
- F. on-site or off-site improvements required as a condition to obtaining required approvals of a development to be served by a project, including the payment of any fees or charges levied as a means of paying for all or part of such on-site or off-site improvements.

History: Laws 1980, ch. 91, § 4; 1987, ch. 47, § 4; 1991, ch. 199, § 33; 2000, ch. 63, § 1; 2001, ch. 312, § 10

416-19 Paving Districts

	<u>FY 16 Actual</u>	<u>FY 17 Adjusted</u>	<u>FY 17 Actual</u>	<u>FY 18 Budget</u>	<u>% Change</u>
Revenue					
Property Taxes					
1281 - Woodfin Paving District	\$ —	\$ —	\$ —	\$ —	— %
Property Taxes Total	—	—	—	—	— %
Total Revenue	—	—	—	—	— %
Expenditures					
Operating Costs					
2308 - Improvement District	—	600,000	—	100,000	(83.3)%
Total Operating Costs	—	600,000	—	100,000	(83.3)%
Total Expenditures	—	600,000	—	100,000	(83.3)%
Net Change from Operations	—	(600,000)	—	(100,000)	(83.3)%
Capital Outlays (See Detail)	—	—	—	—	— %
Net Change in Fund Balance	—	(600,000)	—	(100,000)	(83.3)%
Cash Fund Balance Beginning of Year	2,538	2,538	2,538	2,538	— %
Cash Transfer from the General Fund	—	597,462	—	97,462	(83.7)%
Cash Fund Balance End of Year	<u>\$ 2,538</u>	<u>\$ —</u>	<u>\$ 2,538</u>	<u>\$ —</u>	<u>— %</u>

Lea County Airports



Lea County Airports

Mission Statement

To maintain safe, efficient facilities throughout the airport system while leveraging three airports that differ greatly in size to improve and offer economic opportunisms to the region.

Function

The Airport Department is responsible for the operation of three County owned airports:

1. Lea Regional Airport located in Hobbs.
2. Zip Franklin Memorial Airport located in Lovington.
3. Lea County Jal Airport located in Jal.

The Airport Department works hand in hand with a commercial air carrier and the Economic Development Corporation of Lea County to provide and promote airline service to residents of , and visitors to, Lea County out of Lea Regional Airport.

Staff

The staffing for the County airports consists of five personnel. Their diverse backgrounds and experience allow the staff to complete a large variety of duties to improve the facilities as well as maintain the necessary QA/QC functions associated with running a commercial airport.

Accomplishments

With the close of the prior fiscal year, Lea Regional completed its sixth consecutive year of commercial air service. Lea County Regional Airport offers daily non-stop roundtrip flights to Houston Bush Intercontinental Airport.

Additionally, a new Aircraft Rescue and Fire Fighting station (ARFF) was constructed as well as reconstruction of RW 12/30, and the installation of a high game fence around the perimeter of the airfield.



Goals

FY 17/18 will usher in the fifth year of improvement defined in the Master Plan, completed in FY 12/13. The current budget contains over \$5 million in capital improvements for the Lea County airport system. Of this \$5 million, over \$4.5 million will be funded with NMDOT and FAA Grants.

Funds

454 -18 - Lea Regional Airport
455 -18 - Lovington Zip Franklin Airport
456 -18 - Jal Airport

Lea County Regional Airport Fiscal Year 2017—2018 Budget



454-18 Lea Regional Airport

	<u>FY 16 Actual</u>	<u>FY 17 Adjusted</u>	<u>FY 17 Actual</u>	<u>FY 18 Budget</u>	<u>% Change</u>
Revenue					
Charges for Services					
1460 - Airport Rentals	\$ 49,100	\$ 45,000	\$ 27,538	\$ —	(100.0)%
1461 - Fuel Flowage Fees	16,364	20,000	23,394	—	(100.0)%
1462 - Concession Lease Car Rental	21,845	—	81,816	—	— %
1463 - Concession Sales Car Rental	52,294	60,000	—	—	(100.0)%
Charges for Services Total	<u>139,604</u>	<u>125,000</u>	<u>132,748</u>	<u>—</u>	<u>(100.0)%</u>
Intergovernmental					
1465 - AWOS Replacement Grant	—	21,600	—	—	(100.0)%
1471 - Fed Grant Lovington Airport	—	—	1,428,893	—	— %
1472 - State Grant Lovington Airport	—	—	29,339	—	— %
1479 - State Grant Lov Air 03	217,808	—	—	—	— %
1617 - Wildlife Fence Design FAA	—	—	734,441	—	— %
1618 - Wildlife Fence Design NM	—	—	19,831	—	— %
1619 - Wildlife Fencing Const ST	—	—	87,817	—	— %
1620 - Wildlife Fencing Const FAA	—	269,454	—	—	(100.0)%
1621 - RW 1-19 Rehab FAA	56,709	—	—	—	— %
1622 - RW 1-19 Rehab ST	3,864	—	—	—	— %
1623 - Crack Seal/Seal Coat RW FAA	131,914	—	—	—	— %
1624 - Crack Seal/Seal Coat RW ST	6,571	—	—	—	— %
1627 - SAI Drainage Channel FAA	—	—	106,254	—	— %
1628 - Nmdot Grant-Maint Jal	25,609	—	260	—	— %
1629 - NMDOT Maint Lov	5,292	—	4,486	—	— %
1631 - NMDOT Maint Hob	5,850	—	2,049	—	— %
1641 - Design RW 3-21 Ext FAA	199,314	—	—	—	— %
1642 - Design RW 3-21 Ext ST	54,967	—	—	—	— %
1643 - LEG Grant FY 14 AARF	—	—	108,900	—	— %
1652 - ASP Grant Airline Equipment	—	42,500	—	42,500	— %
1658 - Apron Slurry Seal	—	172,500	30,485	—	(100.0)%
1732 - Crack Seal and Seal Coat Taxiway and Ramp	—	75,000	—	775,000	933.3 %
1747 - NM DOT Aviation Grant	—	—	—	77,813	— %
1786 - HOB RW 12/30 & 1/3 Des & Recon -FAA	—	—	66,125	—	— %
1787 - HOB RW 12/30 & 1/3 Des & Recon -ST	15,618	—	140,827	—	— %
1841 - Terminal Reconstruction (Hobbs)	—	1,050,000	—	484,375	(53.9)%
1842 - Safety Area IMP - Design & Env	—	317,625	—	—	(100.0)%
1843 - Safety Area Improvement	—	2,280,000	—	2,364,148	3.7 %
1844 - Fence - Jal Airport	—	128,250	1,924	—	(100.0)%
1845 - Property Part 139 Lov Airport	—	47,500	—	—	(100.0)%
1846 - Property Part 139 Hobbs Airport	—	209,000	—	213,125	2.0 %
1847 - Wildlife Fencing Design/ENV	—	51,870	34,633	—	(100.0)%
1848 - Wildlife Fencing Construction	—	573,359	—	573,359	— %
1849 - RW 3/21 RSA Environment Assessment	—	196,907	—	155,000	(21.3)%

454-18 Lea Regional Airport

	<u>FY 16 Actual</u>	<u>FY 17 Adjusted</u>	<u>FY 17 Actual</u>	<u>FY 18 Budget</u>	<u>% Change</u>
1850 - Two (2) Replacement Pickups	—	37,500	—	—	(100.0)%
1851 - Road Construction	—	199,500	—	—	(100.0)%
1852 - Fence - Lovington Airport	—	109,250	—	—	(100.0)%
1853 - AARF Building	—	425,000	—	—	(100.0)%
1854 - Localizer Relocation	—	222,238	—	—	(100.0)%
1855 - Hobbs Star Lite Design	—	15,000	—	—	(100.0)%
1856 - RW 12/30 South 1/3 Design & Rec	—	6,715,375	4,224,815	2,490,560	(62.9)%
1980 - ARFF Station - State Grant	—	—	315,000	—	— %
1982 - ARFF Truck ST	7,260	—	—	—	— %
1983 - AWOS Lov FAA	—	—	—	193,750	— %
Intergovernmental Total	<u>730,776</u>	<u>13,159,428</u>	<u>7,336,079</u>	<u>7,369,630</u>	<u>(44.0)%</u>
Total Revenue	<u>870,380</u>	<u>13,284,428</u>	<u>7,468,827</u>	<u>7,369,630</u>	<u>(44.5)%</u>
Expenditures					
Salaries & Benefits					
2002 - Full-Time Positions	212,556	221,629	148,442	77,501	(65.0)%
2003 - Part Time Positions	6,135	8,840	6,345	4,420	(50.0)%
2005 - Overtime	799	12,000	654	6,000	(50.0)%
2063 - PERA	21,988	24,530	21,618	11,218	(54.3)%
2064 - FICA	16,681	18,472	11,942	7,025	(62.0)%
2065 - Health Insurance	34,184	35,856	12,206	9,830	(72.6)%
2170 - Alternative Retirement Contrib	9,548	9,291	—	—	(100.0)%
2200 - Retiree Health Care	4,213	6,316	4,142	2,209	(65.0)%
2208 - Vacation	—	5,330	1,069	2,665	(50.0)%
2209 - Straight Time - OT	990	2,500	366	1,250	(50.0)%
Total Salaries & Benefits	<u>307,092</u>	<u>344,764</u>	<u>206,782</u>	<u>122,118</u>	<u>(64.6)%</u>
Operating Costs					
2007 - Communications	8,986	10,000	9,373	4,000	(60.0)%
2008 - Printing & Publishing	1,825	2,500	1,445	1,250	(50.0)%
2009 - Office Supplies	2,987	3,500	2,404	1,750	(50.0)%
2010 - Travel/Per Diem	698	3,000	260	1,500	(50.0)%
2011 - Vehicle - Gas & Oil	7,923	15,000	6,598	7,500	(50.0)%
2012 - Maintenance	20,870	30,000	4,955	15,000	(50.0)%
2013 - Rental Of Equipment	422	5,000	356	2,500	(50.0)%
2016 - Education/Registration/Dues	2,273	3,000	1,835	1,500	(50.0)%
2023 - Maintenance - Building	14,835	10,000	5,158	5,000	(50.0)%
2025 - Utilities	70,580	120,000	77,868	50,000	(58.3)%
2079 - Contractural Serv - Maintenance	9,840	11,060	11,029	11,400	3.1 %
2111 - Vehicle - Maintenance	9,743	10,000	6,881	5,000	(50.0)%
2112 - Rental Of Land	8,500	8,500	8,500	—	(100.0)%
2123 - Air Field Maintenance	68,916	75,000	69,379	37,500	(50.0)%
2131 - Uniforms	1,114	2,000	963	1,000	(50.0)%
2181 - Air Field Supplies	13,927	40,000	23,301	10,000	(75.0)%

454-18 Lea Regional Airport

	<u>FY 16 Actual</u>	<u>FY 17 Adjusted</u>	<u>FY 17 Actual</u>	<u>FY 18 Budget</u>	<u>% Change</u>
2405 - Federal Grant - FAA Tower	82,411	250,000	98,584	250,000	— %
2701 - Maintenance - Airport	43,362	50,000	43,873	25,000	(50.0)%
2802 - Staff Labor	664	7,000	—	3,500	(50.0)%
Total Operating Costs	<u>369,876</u>	<u>655,560</u>	<u>372,764</u>	<u>433,400</u>	<u>(33.9)%</u>
Total Expenditures	<u>676,968</u>	<u>1,000,324</u>	<u>579,546</u>	<u>555,518</u>	<u>(14)%</u>
Net Change from Operations	<u>193,412</u>	<u>12,284,104</u>	<u>6,889,281</u>	<u>6,814,112</u>	<u>3,462 %</u>
Capital Outlays (See Detail)	<u>2,459,554</u>	<u>16,320,471</u>	<u>9,312,023</u>	<u>4,888,000</u>	<u>279 %</u>
Net Change in Fund Balance	<u>(2,266,142)</u>	<u>(4,036,367)</u>	<u>(2,422,742)</u>	<u>1,926,112</u>	<u>7 %</u>
Cash Fund Balance Beginning of Year	3,751,898	1,485,756	1,485,756	171,630	(88)%
Cash Transfer from the General Fund	—	2,550,611	1,108,616	(1,999,242)	(178)%
Cash Fund Balance End of Year	<u>\$ 1,485,756</u>	<u>\$ —</u>	<u>\$ 171,630</u>	<u>\$ 98,500</u>	<u>41,041,6 %</u>

454-18 Lea Regional Airport

	<u>FTE</u>	<u>Salary</u>	<u>FICA & Medicare</u>	<u>PERA</u>	<u>Group Health Ins.</u>	<u>Retiree Ins.</u>	<u>Total</u>
454-18 Lea Regional Airport							
Full-Time Positions							
Public Works Director	0.25	\$ —	\$ —	\$ —	\$ —	\$ —	\$ —
Supervisor	0.50	\$ 32,895	\$ 2,516	\$ 4,762	\$ —	\$ 938	\$ 41,111
Airport Tech	1.50	\$ 44,606	\$ 3,412	\$ 6,457	\$ 9,830	\$ 1,271	\$ 65,575
Full-Time Positions Total	2.25	77,501	5,929	11,218	9,830	2,209	106,686
Overtime		6,000	459	—	—	—	6,459
Part-Time Positions		4,420	338	—	—	—	4,758
Straight Time - OT		1,250	96	—	—	—	1,346
Vacation		2,665	204	—	—	—	2,869
Lea Regional Airport Total	<u>2.25</u>	<u>\$ 91,836</u>	<u>\$ 7,025</u>	<u>\$ 11,218</u>	<u>\$ 9,830</u>	<u>\$ 2,209</u>	<u>\$ 122,118</u>

454-18 Lea Regional Airport

	<u>FY 16 Actual</u>	<u>FY 17 Adjusted</u>	<u>FY 17 Actual</u>	<u>FY 18 Budget</u>	<u>% Change</u>
Capital Outlays					
4209 - Terminal Reconstruction-Hobbs	\$ 186,999	\$ 1,050,000	\$ 28,511	\$ 500,000	(52.4)%
4287 - Safety Area Imp-Design & Env	42,875	330,000	73,645	160,000	(51.5)%
4288 - Safety Area Imp	57,398	2,340,000	—	2,431,000	3.9 %
4289 - Fence - Jal Airport	2,663	135,000	48,735	—	(100.0)%
4292 - Property Part 139 Lov Arpt	—	50,000	—	—	(100.0)%
4294 - Property Part 139 Hobbs Arpt	—	220,000	—	220,000	— %
4310 - Wildlife Fencing Design/Env	10,228	54,600	10,736	—	(100.0)%
4312 - Wildlife Fencing Construction	—	870,000	809,220	50,000	(94.3)%
4323 - RW 3/21 RSA Environ Assmt	37,370	207,271	2,186	—	(100.0)%
4382 - Vehicle (Two Replacement Pickups)	—	75,000	35,995	—	(100.0)%
4438 - Fire Truck	237,754	—	—	—	— %
4439 - AWOS Replacement	—	21,600	—	—	(100.0)%
4461 - Storage Building	—	70,000	34,362	35,000	(50.0)%
4465 - Restroom Jal Airport	179,098	—	—	—	— %
4481 - Road Construction	—	210,000	18,391	—	(100.0)%
4498 - Crack Seal/Seal Coat Taxiways	13,992	—	—	—	— %
4543 - Comprehensive Master Plan	643	—	—	—	— %
4636 - Runway 1/19 Rehab	12,869	—	—	—	— %
4670 - Fence - Lovington Airport	1,651	175,000	104,693	—	(100.0)%
4707 - ARFF Building	95,140	2,300,000	2,147,166	152,000	(93.4)%
4714 - Security Improvements	64,715	55,000	34,316	15,000	(72.7)%
4728 - AWOS	—	—	—	145,000	— %
4735 - Improvements - Hobbs	—	—	—	70,000	— %
4736 - IMPROVEMENTS-LOVINGTON ARPT	232,325	200,000	96,319	—	(100.0)%
4737 - IMPROVEMENTS-JAL ARPT	286,615	200,000	85,122	—	(100.0)%
4742 - Hobbs Localizer Relocation	—	230,000	—	—	(100.0)%
4743 - Hobbs RW 3/21 Seal Coat & Restripe	253,540	—	—	—	— %
4744 - Hobbs RW 12/30 south 1/3 design & recon	134,107	6,932,000	5,782,627	100,000	(98.6)%
4745 - Hobbs STARS LITE Design	—	30,000	—	30,000	— %
4746 - LOV Apron Rehabilitation	609,572	—	—	—	— %
4755 - Hangar Improvements (Pending Navy)	—	150,000	—	150,000	— %
4759 - Apron Slurry Seal	—	230,000	—	—	(100.0)%
4760 - ASP Grant Airline Equipment	—	85,000	—	85,000	— %
4761 - Crack Seal and Seal Coat Taxiway and Ramp	—	100,000	—	745,000	645.0 %
Total Capital Outlays	\$ 2,459,554	\$ 16,320,471	\$ 9,312,023	\$ 4,888,000	(70.0)%

Lovington Zip Franklin Airport
Fiscal Year 2017 - 2018 Budget



455-18 Lovington Zip Franklin Airport

	<u>FY 16 Actual</u>	<u>FY 17 Adjusted</u>	<u>FY 17 Actual</u>	<u>FY 18 Budget</u>	<u>% Change</u>
Revenue					
Intergovernmental					
1471 - Federal Grant Lovington Airport	\$ —	\$ —	\$ —	\$ 332,500	—%
1508 - Federal FAA Grant	—	—	—	241,456	—%
1845 - Property Part 139 Lovington Airport	—	—	—	47,500	—%
1629 - Airfield Supplies	—	—	—	10,000	—%
1852 - Fence - Lovington Airport	—	—	—	66,500	—%
1985 - Electrical Vault & Generator	—	—	—	118,750	—%
Intergovernmental Total	—	—	—	816,706	—%
Total Revenue	—	—	—	816,706	—%
Expenditures					
Salaries & Benefits					
2002 - Full-Time Positions	—	—	—	38,750	—%
2003 - Part Time Positions	—	—	—	2,210	—%
2005 - Overtime	—	—	—	3,000	—%
2063 - PERA	—	—	—	5,609	—%
2064 - FICA	—	—	—	3,513	—%
2065 - Health Insurance	—	—	—	4,915	—%
2200 - Retiree Health Care	—	—	—	1,271	—%
2208 - Vacation	—	—	—	1,333	—%
2209 - Straight Time - OT	—	—	—	625	—%
Total Salaries & Benefits	—	—	—	61,226	—%
Operating Costs					
2007 - Communications	—	—	—	2,000	—%
2008 - Printing & Publishing	—	—	—	625	—%
2009 - Office Supplies	—	—	—	875	—%
2010 - Travel/Per Diem	—	—	—	750	—%
2011 - Vehicle - Gas & Oil	—	—	—	3,750	—%
2012 - Maintenance	—	—	—	7,500	—%
2013 - Rental Of Equipment	—	—	—	1,250	—%
2016 - Education/Registration/Dues	—	—	—	750	—%
2023 - Maintenance - Building	—	—	—	2,500	—%
2025 - Utilities	—	—	—	25,000	—%
2079 - Contractural Serv - Maintenance	—	—	—	2,765	—%
2111 - Vehicle - Maintenance	—	—	—	2,500	—%
2112 - Rental Of Land	—	—	—	9,000	—%
2123 - Air Field Maintenance	—	—	—	18,750	—%
2131 - Uniforms	—	—	—	500	—%
2181 - Air Field Supplies	—	—	—	10,000	—%
2701 - Maintenance - Airport	—	—	—	12,500	—%
2802 - Staff Labor	—	—	—	1,750	—%
Total Operating Costs	—	—	—	102,765	—%

455-18 Lovington Zip Franklin Airport

	<u>FY 16 Actual</u>	<u>FY 17 Adjusted</u>	<u>FY 17 Actual</u>	<u>FY 18 Budget</u>	<u>% Change</u>
Total Expenditures	—	—	—	163,991	—%
Net Change from Operations	—	—	—	652,715	—%
Capital Outlays (See Detail)	—	—	—	985,000	—%
Net Change in Fund Balance	—	—	—	(332,285)	—%
Cash Fund Balance Beginning of Year	—	—	—	—	—%
Cash Transfer from the General Fund	—	—	—	341,449	—%
Cash Fund Balance End of Year	<u>\$ —</u>	<u>\$ —</u>	<u>\$ —</u>	<u>\$ 9,164</u>	<u>—%</u>

455-18 Lovington Zip Franklin Airport

	<u>FTE</u>	<u>Salary</u>	<u>FICA & Medicare</u>	<u>PERA</u>	<u>Group Health Ins.</u>	<u>Retiree Ins.</u>	<u>Total</u>
455-18 Lovington Zip Franklin Airport							
Full-Time Positions							
Public Works Director	0.13	\$ —	\$ —	\$ —	\$ —	\$ —	\$ —
Supervisor	0.25	16,448	1,258	2,381	—	469	20,555
Airport Technician	0.75	22,303	1,706	3,228	4,915	636	32,788
Full-Time Positions Total	1.13	38,750	2,964	5,609	4,915	1,104	53,343
Overtime		3,000	230	—	—	86	3,315
Part-Time Positions		2,210	169	—	—	63	2,442
Straight Time - OT		625	48	—	—	18	691
Vacation		1,333	102	—	—	—	1,435
Lovington Zip Franklin Airport Total	<u>1.13</u>	<u>\$ 45,918</u>	<u>\$ 3,513</u>	<u>\$ 5,609</u>	<u>\$ 4,915</u>	<u>\$ 1,271</u>	<u>\$ 61,226</u>

455-18 Lovington Zip Franklin Airport

	<u>FY 16 Actual</u>	<u>FY 17 Adjusted</u>	<u>FY 17 Actual</u>	<u>FY 18 Budget</u>	<u>% Change</u>
Capital Outlays					
4292 - Property Part 139 Lov Arpt	\$ —	\$ —	\$ —	\$ 50,000	—%
4714 - Security Improvements	—	—	—	15,000	—%
4736 - IMPROVEMENTS-LOVINGTON ARPT	—	—	—	50,000	—%
4746 - LOV Apron Rehabilitation	—	—	—	325,000	—%
4777 - FY18/19 phase 3 apron rehab	—	—	—	350,000	—%
4493 - Electrical Vault & Generator	—	—	—	125,000	—%
4670 - Fence - Lovington Airport	—	—	—	70,000	—%
Total Capital Outlays	<u>\$ —</u>	<u>\$ —</u>	<u>\$ —</u>	<u>\$ 985,000</u>	<u>—%</u>

Jal Airport
Fiscal Year 2017 - 2018 Budget



456-18 Jal Airport

	<u>FY 16 Actual</u>	<u>FY 17 Adjusted</u>	<u>FY 17 Actual</u>	<u>FY 18 Budget</u>	<u>% Change</u>
Revenue					
Intergovernmental					
	\$ —	\$ —	\$ —	\$ —	—%
Intergovernmental Total	—	—	—	414,296	—%
Total Revenue	—	—	—	414,296	—%
Expenditures					
Salaries & Benefits					
2002 - Full-Time Positions	—	—	—	38,750	—%
2003 - Part Time Positions	—	—	—	2,210	—%
2005 - Overtime	—	—	—	3,000	—%
2063 - PERA	—	—	—	5,609	—%
2064 - FICA	—	—	—	3,513	—%
2065 - Health Insurance	—	—	—	4,915	—%
2170 - Alternative Retirement Contrib	—	—	—	—	—%
2200 - Retiree Health Care	—	—	—	1,271	—%
2208 - Vacation	—	—	—	1,333	—%
2209 - Straight Time - OT	—	—	—	625	—%
Total Salaries & Benefits	—	—	—	61,226	—%
Operating Costs					
2007 - Communications	—	—	—	2,000	—%
2008 - Printing & Publishing	—	—	—	625	—%
2009 - Office Supplies	—	—	—	875	—%
2010 - Travel/Per Diem	—	—	—	750	—%
2011 - Vehicle - Gas & Oil	—	—	—	3,750	—%
2012 - Maintenance	—	—	—	7,500	—%
2013 - Rental Of Equipment	—	—	—	1,250	—%
2016 - Education/Registration/Dues	—	—	—	750	—%
2023 - Maintenance - Building	—	—	—	2,500	—%
2025 - Utilities	—	—	—	25,000	—%
2079 - Contractural Serv - Maintenance	—	—	—	2,765	—%
2111 - Vehicle - Maintenance	—	—	—	2,500	—%
2123 - Air Field Maintenance	—	—	—	18,750	—%
2131 - Uniforms	—	—	—	500	—%
2181 - Air Field Supplies	—	—	—	10,000	—%
2701 - Maintenance - Airport	—	—	—	12,500	—%
2802 - Staff Labor	—	—	—	1,750	—%
Total Operating Costs	—	—	—	93,765	—%
Total Expenditures	—	—	—	154,991	—%
Net Change from Operations	—	—	—	259,305	—%
Capital Outlays (See Detail)	—	—	—	521,265	—%
Net Change in Fund Balance	—	—	—	(261,960)	—%

456-18 Jal Airport

	<u>FY 16 Actual</u>	<u>FY 17 Adjusted</u>	<u>FY 17 Actual</u>	<u>FY 18 Budget</u>	<u>% Change</u>
Cash Fund Balance Beginning of Year	—	—	—	—	—%
Cash Transfer from the General Fund	—	—	—	271,960	—%
Cash Fund Balance End of Year	<u>\$ —</u>	<u>\$ —</u>	<u>\$ —</u>	<u>\$ 10,000</u>	<u>—%</u>

456-18 Jal Airport

	<u>FTE</u>	<u>Salary</u>	<u>FICA & Medicare</u>	<u>PERA</u>	<u>Group Health Ins.</u>	<u>Retiree Ins.</u>	<u>Total</u>
456-18 Jal Airport							
Full-Time Positions							
Airport Tech	0.75	\$ 22,303	\$ 1,706	\$ 3,228	\$ 4,915	\$ 636	\$ 32,788
Supervisor	0.25	16,448	1,258	2,381	—	469	20,555
Public Works Director	0.13	—	—	—	—	—	—
Full-Time Positions Total	1.13	38,750	2,964	5,609	4,915	1,104	53,343
Overtime		3,000	230	—	—	86	3,315
Part-Time Positions		2,210	169	—	—	63	2,442
Straight Time - OT		625	48	—	—	18	691
Vacation		1,333	102	—	—	—	1,435
Jal Airport Total	<u>1.13</u>	<u>\$ 45,918</u>	<u>\$ 3,513</u>	<u>\$ 5,609</u>	<u>\$ 4,915</u>	<u>\$ 1,271</u>	<u>\$ 61,226</u>

456-18 Jal Airport

	FY 16 Actual	FY 17 Adjusted	FY 17 Actual	FY 18 Budget	% Change
Capital Outlays					
4481 - Road Construction	—	—	—	270,000	—
4289 - Fence - Jal Airport	—	—	—	86,265	—
4493 - Electrical Vault & Generator	—	—	—	100,000	—
4714 - Security Improvements	—	—	—	15,000	—
4737 - IMPROVEMENTS-JAL ARPT	—	—	—	50,000	—
Total Capital Outlays	—	—	—	521,265.19	—

Lea County Facilities Department



Lea County Community Centers Fiscal Year 2017 - 2018 Budget



Community Centers

Mission Statement

To provide and maintain public spaces in unincorporated rural areas throughout the County for use by residents.

Function

Lea County maintains Community Centers in the rural areas of Caprock, Knowles, Monument, Crossroads and Maljamar. The purpose of this fund is to account for operating expenses of each facility.

For FY 17/18, Lea County has budgeted \$500,000 in capital improvements for these Community Centers.

404-12 Community Recreation

	<u>FY 16 Actual</u>	<u>FY 17 Adjusted</u>	<u>FY 17 Actual</u>	<u>FY 18 Budget</u>	<u>% Change</u>
Operating Costs					
2023 - Maintenance - Building	\$ 4,627	\$ 64,300	\$ 21,633	\$ 64,300	—%
2025 - Utilities	9,757	15,000	9,943	15,000	—%
2079 - Contractural Serv - Maintenance	4,254	4,800	4,715	4,800	—%
Total Operating Costs	<u>18,639</u>	<u>84,100</u>	<u>36,291</u>	<u>84,100</u>	<u>—%</u>
Total Expenditures	<u>18,639</u>	<u>84,100</u>	<u>36,291</u>	<u>84,100</u>	<u>—%</u>
Net Change from Operations	<u>(18,639)</u>	<u>(84,100)</u>	<u>(36,291)</u>	<u>(84,100)</u>	<u>—%</u>
Capital Outlays (See Detail)	<u>—</u>	<u>400,000</u>	<u>2,744</u>	<u>500,000</u>	<u>25%</u>
Net Change in Fund Balance	<u>(18,639)</u>	<u>(484,100)</u>	<u>(39,035)</u>	<u>(584,100)</u>	<u>21%</u>
Cash Fund Balance Beginning of Year	91,027	72,388	72,388	33,353	21%
Cash Transfer from the General Fund	<u>—</u>	<u>411,812</u>	<u>—</u>	<u>550,747</u>	<u>34%</u>
Cash Fund Balance End of Year	<u>\$ 72,388</u>	<u>\$ 100</u>	<u>\$ 33,353</u>	<u>\$ —</u>	<u>34%</u>

404-12 Community Recreation

	<u>FY 16 Actual</u>	<u>FY 17 Adjusted</u>	<u>FY 17 Actual</u>	<u>FY 18 Budget</u>	<u>% Change</u>
Capital Outlays					
4104 - Improvements	\$ —	\$ 400,000	\$ 2,744	\$ 500,000	25%
Total Capital Outlays	<u>\$ —</u>	<u>\$ 400,000</u>	<u>\$ 2,744</u>	<u>\$ 500,000</u>	<u>25%</u>

Lea County Capital Projects Fund Fiscal Year 2017—2018 Budget



430 - Lea County Capital Projects

	<u>FY 16 Actual</u>	<u>FY 17 Adjusted</u>	<u>FY 17 Actual</u>	<u>FY 18 Budget</u>	<u>% Change</u>
Revenue					
Intergovernmental					
1273 - NMJC Grant	\$ —	\$ 3,000,000	\$ —	\$ 3,000,000	— %
1457 - NM LEG Grant Jud Fy14	—	555,000	495,000	\$ —	(100)%
1496 - Judicial Complex	—	400,000	400,000	—	(100)%
1497 - Judicial Complex Appropriation	—	—	60,000	—	— %
Intergovernmental Total	—	3,955,000	955,000	3,000,000	(200)%
Total Revenue	—	3,955,000	955,000	3,000,000	(24)%
Capital Outlay					
4107 - 16/17 Fairgrounds Improvements	—	479,614	341,396	—	(100)%
4333 - Judicial Complex	1,622,563	35,776,201	5,621,136	31,350,000	(12)%
4328 - Remodel Courthouse	—	1,500,000	10,940	10,000,000	567 %
4253 - Indoor Equestrian Center	82,656	10,198,452	211,483	9,986,969	(2)%
4557 - Event Center	—	215,000	—	1,365,000	535 %
4757 - Detention Center Upgrades and Design	—	633,000	162,109	1,586,891	151 %
4250 - Water Rights	—	500,000	—	1,000,000	100 %
4776 - Accounting/Financial System	—	—	—	1,000,000	— %
4586 - Fairgrounds Improvements Current Year	—	—	—	1,000,000	— %
4735 - Industrial Park	—	950,000	20,468	933,000	(2)%
4382 - Vehicle	798,683	527,753	525,100	732,000	39 %
4230 - Equine Facility - Furnishing	—	500,000	—	500,000	— %
4778 - Building Improvements	—	—	—	500,000	— %
4123 - County Fire Dept Improvements	—	500,000	55,891	471,767	(6)%
4734 - Lea County Annex Remodel	273,293	230,000	36,134	444,000	93 %
4442 - Sheriff's Office	—	34,000	—	284,000	735 %
4106 - Donated Buildings	—	245,000	121,576	210,860	(14)%
4327 - Renovate Elevator	—	200,000	24,965	200,000	— %
4461 - Storage Building	—	100,000	—	170,000	70 %
4458 - Parking Lot Reseal & Restripe	—	425,000	263,326	—	(100)%
4758 - Time and Attendance System	—	96,038	—	96,038	— %
4331 - Server Upgrade	—	—	—	50,121	— %
4751 - Office Renovation	—	50,000	29,143	50,000	— %
4382 - Vehicle	54,907	34,000	32,205	34,000	— %
4331 - Server Upgrade	—	—	—	21,050	— %
4321 - ES&S Voter System Update	—	11,000	—	11,000	— %
4324 - Copier	—	—	—	9,000	— %
4751 - Office Renovation	—	6,000	5,470	6,000	— %
4329 - Site Preparation - Removal of Jail Facility	879,000	—	—	—	— %
4396 - Dal Paso Building Remodel	2,878,309	—	—	—	— %
4585 - Fairgrounds Improvements Prior Year	1,683,040	520,485	232,760	287,725	(45)%
4592 - Firefighting Training Facility	1,555	—	—	—	— %
4343 - Upgrade Optical Disk System	3,919	5,000	4,401	—	(100)%

430 - Lea County Capital Projects

	<u>FY 16 Actual</u>	<u>FY 17 Adjusted</u>	<u>FY 17 Actual</u>	<u>FY 18 Budget</u>	<u>% Change</u>
4493 - Generator	52,958	—	—	—	— %
4747 - Secure WIFI access points	5,829	—	—	—	— %
4748 - IT- IP phone installation	20,000	—	—	—	— %
4362 - Camera (s)	100,386	50,170	48,200	—	(100)%
4451 - Weapon (s)	43,000	175,000	150,140	—	(100)%
Total Capital Outlays	<u>8,500,097</u>	<u>53,961,713</u>	<u>7,896,845</u>	<u>62,299,421</u>	<u>15 %</u>
Net Change in Fund Balance	(8,500,097)	(50,006,713)	(6,941,845)	(59,299,421)	19 %
Cash Fund Balance Beginning of Year	4,342,050	—	—	119,447	— %
Cash Transfer to/from the General Fund	<u>4,158,047</u>	<u>50,006,713</u>	<u>7,061,292</u>	<u>59,179,974</u>	<u>18 %</u>
Cash Fund Balance End of Year	<u>\$ —</u>	<u>\$ —</u>	<u>\$ 119,447</u>	<u>\$ —</u>	<u>— %</u>

Lea County Event Facilities



Lea County Event Center Fiscal Year 2017 - 2018 Budget



Lea County Event Center

Mission Statement

The Lea County Event Center (LCEC) strives to provide the citizens, businesses and organizations of Lea County and the surrounding area with the perfect venue for meetings, private gatherings and public event of all sizes.

Function

With rooms of various sizes that can accommodate events for as few as ten people or as many as 6,500, as well as a mobile stage that can be set-up at outlying locations, the function of the LCEC is to assist customers with realizing their perfect event and to bring high-quality entertainment events to Lea County.

Staff

The LCEC is currently staffed by the General Manager as well as two full-time employees, along with a select group of temporary employees who operate and maintain the facility on a daily basis.

Goals

The goal of the LCEC is to be the go-to venue for a wide variety of events that provide cultural, recreational and educational opportunities to citizens and foster a sense of community in Lea County.

Activities

In Fiscal Year 2016/2017, the LCEC hosted artist Travis Tritt, WWE wrestling, local celebrity boxing matches, bull riding, arena cross, craft shows, two circuses and a carnival, along with many private events.

Coming Up in FY 17/18

FY 2017/2018 will see the return of several community favorites such as Championship Bull Riding, Disney Live!, Kicker Arena Cross, Monster Trucks, Circus Jordan, Wright's Carnival and FeBREWary Fest. A new proposed annual event called Celebration of Country Music, debuts in winter. This year's feature act is the Josh Abbott Band, and the celebration is sure to become a fan favorite.

463-31 Lea County Event Center

	<u>FY 16 Actual</u>	<u>FY 17 Adjusted</u>	<u>FY 17 Actual</u>	<u>FY 18 Budget</u>	<u>% Change</u>
Revenue					
Miscellaneous					
1305 - LCEC Rental	\$ —	\$ —	\$ —	\$ 100,000	—%
Miscellaneous	—	—	—	100,000	—%
Total Revenue	—	—	—	100,000	—%
Expenditures					
Salaries & Benefits					
2002 - Full-Time Positions	—	—	—	213,148	—%
2004 - Temporary Positions	—	—	—	50,000	—%
2005 - Overtime	—	—	—	11,000	—%
2003 - Part Time Positions	—	—	—	—	—%
2063 - PERA	—	—	—	30,853	—%
2064 - FICA	—	—	—	21,248	—%
2065 - Health Insurance	—	—	—	93,644	—%
2208 - Vacation	—	—	—	2,500	—%
2209 - Straight Time - OT	—	—	—	1,100	—%
2200 - Retiree Health Care	—	—	—	6,491	—%
Total Salaries & Benefits	—	—	—	429,984	—%
Operating Costs					
2006 - Postage	—	—	—	500	—%
2007 - Communications	—	—	—	8,000	—%
2008 - Printing & Publishing	—	—	—	3,500	—%
2009 - Office Supplies	—	—	—	5,000	—%
2010 - Travel/Per Diem	—	—	—	3,000	—%
2011 - Vehicle - Gas & Oil	—	—	—	4,000	—%
2012 - Maintenance	—	—	—	30,000	—%
2013 - Rental Of Equipment	—	—	—	1,000	—%
2016 - Education/Registration/Dues	—	—	—	2,500	—%
2025 - Utilities	—	—	—	320,000	—%
2027 - Advertising	—	—	—	10,000	—%
2046 - Janitors Supplies	—	—	—	30,000	—%
2079 - Contractural Serv - Maintenance	—	—	—	100,500	—%
2111 - Vehicle - Maintenance	—	—	—	2,500	—%
2130 - Computers And Peripherals	—	—	—	5,000	—%
2131 - Uniforms	—	—	—	5,000	—%
2802 - Staff Labor	—	—	—	100,000	—%
2165 - Software	—	—	—	7,500	—%
2875 - Bank Service Charges	—	—	—	5,000	—%
2879 - Catering/Linens	—	—	—	25,000	—%
2895 - Refunds	—	—	—	2,000	—%
2438 - Special Productions	—	—	—	25,000	—%
Total Operating Costs	—	—	—	695,000	—%
Total Expenditures	—	—	—	1,124,984	—%

Net Change from Operations	—	—	—	(1,024,984)	—%
Capital Outlays (See Detail)	—	—	—	—	—%
Net Change in Fund Balance	—	—	—	(1,024,984)	—%
Cash Fund Balance Beginning of Year	—	—	—	—	—%
Cash Transfer from the General Fund	—	—	—	1,037,254	—%
Cash Fund Balance End of Year	<u>\$ —</u>	<u>\$ —</u>	<u>\$ —</u>	<u>\$ 12,270</u>	<u>—%</u>

463-31 Lea County Event Center

	<u>FTE</u>	<u>Salary</u>	<u>FICA & Medicare</u>	<u>PERA</u>	<u>Group Health Ins.</u>	<u>Retiree Ins.</u>	<u>Total</u>
463-31 Event Center							
Full-Time Positions							
Director	1.00	74,984	5,736	10,854	15,008	2,137	108,719
Operations Supervisor	1.00	41,600	3,182	6,022	19,659	1,186	71,649
Operations Technician	2.00	66,560	5,092	9,635	39,318	1,897	122,502
Administrative Coordinator	1.00	30,004	2,295	4,343	19,659	855	57,157
Overtime		11,000	842	—	—	314	12,155
Part Time Positions		50,000	3,825	—	—	—	53,825
Straight Time - OT		1,100	84	—	—	31	1,216
Vacation		2,500	191	—	—	71	2,763
Fairgrounds Total	<u>5.00</u>	<u>277,748</u>	<u>21,248</u>	<u>30,853</u>	<u>93,644</u>	<u>6,491</u>	<u>429,984</u>

Lea County Fairgrounds

Fiscal Year 2017 - 2018 Budget



Lea County Fairgrounds

Mission Statement

Lea County will strive to present a multi-purpose, year-round facility which is safe and well-managed. It shall meet the diverse educational and entertainment needs of the residents and families of Lea County. The Lea County Fairgrounds Management will be innovative in planning and growth while protecting the public's investment, maintaining sensitivity to our environment and preserving and caring for our County's heritage while exploring new cultural traditions.

Function

The Lea County Fairgrounds consists of three buildings, livestock barns and equine arena. The buildings range in size from 5,225 sq. ft. to 13,024 sq. ft. the Fairgrounds' buildings are the perfect place for your car show, seminar, family reunion, wedding reception or arts and crafts fair! We can work with you to customize the space, coordinate concessions or food service. Need seating? We've got it! Need a stage? We've got it! Need outside display space? We've got that too! The Fairgrounds' livestock barn area includes rabbit barn, complete with cages for both rabbits and poultry. This area is equipped with large holding pens for the dairy heifers/steers, as well as smaller pens for lambs, goats and pigs. Our livestock barn is ideal for having livestock jackpot sales! Jake McClure arena is an outdoor facility which has covered grandstands that will seat approximately 6,000 occupants. Whether it be a full scale rodeo or single event barrel race, this arena will work for you!

Values

The Lea County Fairgrounds is committed to maintaining a high quality staff, which provides customer service and promotes the Fairgrounds facility, whether for public or private use. Lea County's annual Lea County Fair and Rodeo is a celebration of the qualities of life in Lea County and surrounding communities. The County Fair presents opportunities for all members of our community to exhibit special skills and hard work. The Fair Board is committed to the operation of the Lea County Fair and Rodeo in a responsible manner which generates economic stimulation and tourism development in Lea County.

Events

In 2017, the Lea County Fairgrounds once again hosted the annual Lea County Fair and Rodeo. Boasting one of the top outdoor rodeos of the PRCA, Lea County was home to top rodeo competitors in nine events who converge on Lovington to try and get a piece of the \$150,000 prize money! Along with the rodeo, Lea County brings in some of the country's top Country and Western entertainers, Christian and Hispanic artists for the patrons of this event to enjoy. Let's not forget the kids.....Lea County has the ever popular Mutton Bustin' for the little ones too! Who can overlook the fabulous Amusement rides and games? We enlist the services of one of the most recognized carnivals for the whole family to enjoy. Fair food, vendor booths and arts and crafts all help to make this event one of the most looked for County Fairs in New Mexico!

Accomplishments

The Fairgrounds saw many improvements in 2017; the rebuilding of the rabbit barn was one of the most anticipated and need improvements we saw, the bucking chute area was completely revamped to a center load configuration. Stock Contractors' love it! the sandblasting and painting of pipe alleys, box seat railing, announcer's stand and the VIP seating area are all more eye pleasing to the visitors of our facility. The demolition of the existing cross over from east stands allowed us to erect a more user friendly path from one stand to another. Additional hand rails were put in place in our grandstands to further enhance the safety aspects of our facility. All of these improvements are examples of the commitment the County has for the Fairgrounds!

Coming Up In FY 17/18

This fiscal year, plans are being made to the north side of our steer barn area. Complete with asphalt, awning and drainage system, this will allow for our livestock exhibitors to have a safe and secure area for feeding animals during our annual Fair. The upgrading of our RV parking electricity is another project in the works. With the RV's becoming larger, more electricity is needed to run the sometimes continuous units that are being utilized. Lea County is also discussing painting the entire underneath structures of our arena grandstands, again these are examples of the commitment to our patrons to give them a facility that is safe and aesthetically pleasing. Our County is continually looking at ways to improve each facility for the betterment of our visitors.

Funds

- 460-32 - Lea County Fairgrounds
- 461-33 - Lea County Fair and Rodeo
- 462-34 - Lea County Hispanic Heritage Night



Lea County Fairgrounds

Fiscal Year 2017 - 2018 Budget




460-32 Lea County Fairgrounds

	<u>FY 16 Actual</u>	<u>FY 17 Adjusted</u>	<u>FY 17 Actual</u>	<u>FY 18 Budget</u>	<u>% Change</u>
Revenue					
Miscellaneous					
1298 - Fairground Building Rent	\$ —	\$ —	\$ —	\$ 16,000	—%
Miscellaneous	—	—	—	16,000	—%
Total Revenue	—	—	—	16,000	—%
Expenditures					
Salaries & Benefits					
2002 - Full-Time Positions	—	—	—	277,443	—%
2005 - Overtime	—	—	—	15,000	—%
2063 - PERA	—	—	—	40,160	—%
2064 - FICA	—	—	—	22,601	—%
2065 - Health Insurance	—	—	—	101,441	—%
2200 - Retiree Health Care	—	—	—	8,420	—%
2208 - Vacation	—	—	—	2,000	—%
2209 - Straight Time - OT	—	—	—	1,000	—%
Total Salaries & Benefits	—	—	—	468,065	—%
Operating Costs					
2006 - Postage	—	—	—	500	—%
2007 - Communications	—	—	—	8,240	—%
2008 - Printing & Publishing	—	—	—	2,500	—%
2009 - Office Supplies	—	—	—	10,000	—%
2011 - Vehicle - Gas & Oil	—	—	—	10,500	—%
2012 - Maintenance	—	—	—	120,000	—%
2013 - Rental Of Equipment	—	—	—	2,500	—%
2016 - Education/Registration/Dues	—	—	—	2,000	—%
2020 - Supplies	—	—	—	18,500	—%
2025 - Utilities	—	—	—	110,000	—%
2027 - Advertising	—	—	—	6,000	—%
2046 - Janitors Supplies	—	—	—	12,000	—%
2075 - Maintenance - Equipment	—	—	—	12,000	—%
2111 - Vehicle - Maintenance	—	—	—	8,000	—%
2503 - Rodeo Production	—	—	—	60,000	—%
2079 - Contractural Serv - Maintenance	—	—	—	39,000	—%
2130 - Computers And Peripherals	—	—	—	25,000	—%
2131 - Uniforms	—	—	—	2,000	—%
Total Operating Costs	—	—	—	448,740	—%
Total Expenditures	—	—	—	916,805	—%
Net Change from Operations	—	—	—	(900,805)	—%
Capital Outlays (See Detail)	—	—	—	—	—%
Net Change in Fund Balance	—	—	—	(900,805)	—%
Cash Fund Balance Beginning of Year	—	—	—	—	—%
Cash Transfer from the General Fund	—	—	—	916,805	—%
Cash Fund Balance End of Year	\$ —	\$ —	\$ —	\$ 16,000	—%

460-32 Lea County Fairgrounds

	FTE	Salary	FICA & Medicare	PERA	Group Health Ins.	Retiree Ins.	Total
460-32 Fairgrounds							
Full-Time Positions							
Maintenance Tech	2.58	\$ 95,039	\$ 7,270	\$ 13,757	\$ 50,721	\$ 2,709	\$ 169,495
Office Manager	0.86	44,326	3,391	6,416	16,907	1,263	72,304
Maintenance Lead	0.86	40,534	3,101	5,867	16,907	1,155	67,564
General Manager	0.86	55,274	4,228	8,001	—	1,575	69,079
Event Coordinator	0.86	42,269	3,234	6,118	16,907	1,205	69,733
Full-Time Positions Total	6.02	277,443	21,224	40,160	101,441	7,907	448,175
Overtime		15,000	1,148	—	—	428	16,575
Straight Time - OT		1,000	77	—	—	29	1,105
Vacation		2,000	153	—	—	57	2,210
Fairgrounds Total	6.02	\$ 295,443	\$ 22,601	\$ 40,160	\$ 101,441	\$ 8,420	\$ 468,065

Lea County Fair and Rodeo
Fiscal Year 2017 - 2018 Budget



461-33 Lea County Fair & Rodeo

	<u>FY 16 Actual</u>	<u>FY 17 Adjusted</u>	<u>FY 17 Actual</u>	<u>FY 18 Budget</u>	<u>% Change</u>
Revenue					
Miscellaneous					
1001 - Rodeo Ticket Sales	\$ —	\$ —	\$ —	\$ 45,000	—%
1004 - Rodeo Sponsorships	—	—	—	170,000	—%
1005 - Arena/Stall Rental	—	—	—	7,000	—%
1016 - RV Space Rental	—	—	—	2,400	—%
1294 - Fair Comm Booth Rentals	—	—	—	—	—%
1295 - Fair Gate Ticket Sales	—	—	—	308,131	—%
1296 - Fair Carnival Rental	—	—	—	133,144	—%
Miscellaneous	—	—	—	665,675	—%
Total Revenue	—	—	—	665,675	—%
Expenditures					
Salaries & Benefits					
2002 - Full-Time Positions	—	—	—	38,713	—%
2005 - Overtime	—	—	—	75,556	—%
2063 - PERA	—	—	—	5,604	—%
2064 - FICA	—	—	—	8,742	—%
2065 - Health Insurance	—	—	—	14,155	—%
2200 - Retiree Health Care	—	—	—	3,257	—%
Total Salaries & Benefits	—	—	—	146,025	—%
Operating Costs					
2006 - Postage	—	—	—	250	—%
2008 - Printing & Publishing	—	—	—	18,000	—%
2009 - Office Supplies	—	—	—	3,900	—%
2010 - Travel/Per Diem	—	—	—	9,000	—%
2012 - Maintenance	—	—	—	27,000	—%
2013 - Rental Of Equipment	—	—	—	18,000	—%
2016 - Education/Registration/Dues	—	—	—	4,400	—%
2020 - Supplies	—	—	—	24,000	—%
2025 - Utilities	—	—	—	15,000	—%
2027 - Advertising	—	—	—	187,000	—%
2046 - Janitors Supplies	—	—	—	18,000	—%
2067 - Property/Liability Insurance	—	—	—	15,500	—%
2152 - Contract Labor/Professional Svcs	—	—	—	7,100	—%
2153 - Disposal	—	—	—	18,000	—%
2327 - Judges & Parade	—	—	—	15,000	—%
2328 - Premiums	—	—	—	15,000	—%
2399 - Entertainment	—	—	—	528,200	—%
2502 - Queen	—	—	—	5,000	—%
2503 - Rodeo Production	—	—	—	488,000	—%
2510 - Sign Upkeep	—	—	—	15,000	—%
2533 - Team Roping	—	—	—	5,000	—%

461-33 Lea County Fair & Rodeo

	<u>FY 16 Actual</u>	<u>FY 17 Adjusted</u>	<u>FY 17 Actual</u>	<u>FY 18 Budget</u>	<u>% Change</u>
2534 - Junior Rodeo	—	—	—	4,000	—%
2535 - Barrel Racing	—	—	—	2,000	—%
2536 - Fiddler's Contest	—	—	—	2,000	—%
2802 - Staff Labor	—	—	—	133,333	—%
2875 - Bank Service Charges	—	—	—	6,500	—%
Total Operating Costs	—	—	—	1,584,183	—%
Total Expenditures	—	—	—	1,730,208	—%
Net Change from Operations	—	—	—	(1,064,533)	—%
Capital Outlays (See Detail)	—	—	—	—	—%
Net Change in Fund Balance	—	—	—	(1,064,533)	—%
Cash Fund Balance Beginning of Year	—	—	—	—	—%
Cash Transfer from the General Fund	—	—	—	1,131,101	—%
Cash Fund Balance End of Year	<u>\$ —</u>	<u>\$ —</u>	<u>\$ —</u>	<u>\$ 66,568</u>	<u>—%</u>

461-33 Lea County Fair & Rodeo

	<u>FTE</u>	<u>Salary</u>	<u>FICA & Medicare</u>	<u>PERA</u>	<u>Group Health Ins.</u>	<u>Retiree Ins.</u>	<u>Total</u>
461-33 Fair & Rodeo							
Full-Time Positions							
Maintenance Tech	0.36	\$ 13,261	\$ 1,014	\$ 1,920	\$ 7,077	\$ 378	\$ 23,651
Office Manager	0.12	6,185	473	895	2,359	176	10,089
Maintenance Lead	0.12	5,656	433	819	2,359	161	9,428
General Manager	0.12	7,713	590	1,116	—	220	9,639
Event Coordinator	0.12	5,898	451	854	2,359	168	9,730
Full-Time Positions Total	<u>0.84</u>	<u>38,713</u>	<u>2,962</u>	<u>5,604</u>	<u>14,155</u>	<u>1,103</u>	<u>62,536</u>
Overtime		<u>75,556</u>	<u>5,780</u>	<u>—</u>	<u>—</u>	<u>2,153</u>	<u>83,489</u>
Fair & Rodeo Total	<u>0.84</u>	<u>\$ 114,269</u>	<u>\$ 8,742</u>	<u>\$ 5,604</u>	<u>\$ 14,155</u>	<u>\$ 3,257</u>	<u>\$ 146,025</u>

Lea County Fair and Rodeo
Hispanic Heritage Night Celebration
Fiscal Year 2017 - 2018 Budget



462-34 Hispanic Heritage Night

	<u>FY 16 Actual</u>	<u>FY 17 Adjusted</u>	<u>FY 17 Actual</u>	<u>FY 18 Budget</u>	<u>% Change</u>
Revenue					
Miscellaneous					
1004 - Rodeo Sponsorships	\$ —	\$ —	\$ —	\$ 21,500	—%
1294 - Fair Comm Booth Rentals	—	—	—	—	—%
1295 - Fair Gate Ticket Sales	—	—	—	38,516	—%
1296 - Fair Carnival Rental	—	—	—	16,600	—%
Miscellaneous	—	—	—	76,616	—%
Total Revenue	—	—	—	76,616	—%
Expenditures					
Salaries & Benefits					
2002 - Full-Time Positions	—	—	—	6,452	—%
2005 - Overtime	—	—	—	9,444	—%
2063 - PERA	—	—	—	934	—%
2064 - FICA	—	—	—	1,216	—%
2065 - Health Insurance	—	—	—	2,359	—%
2200 - Retiree Health Care	—	—	—	453	—%
Total Salaries & Benefits	—	—	—	20,859	—%
Operating Costs					
2006 - Postage	—	—	—	50	—%
2008 - Printing & Publishing	—	—	—	2,000	—%
2009 - Office Supplies	—	—	—	300	—%
2010 - Travel/Per Diem	—	—	—	1,000	—%
2012 - Maintenance	—	—	—	3,000	—%
2013 - Rental Of Equipment	—	—	—	2,000	—%
2016 - Education/Registration/Dues	—	—	—	600	—%
2020 - Supplies	—	—	—	3,000	—%
2025 - Utilities	—	—	—	2,000	—%
2027 - Advertising	—	—	—	11,000	—%
2046 - Janitors Supplies	—	—	—	2,000	—%
2067 - Property/Liability Insurance	—	—	—	2,000	—%
2152 - Contract Labor/Professional Svcs	—	—	—	900	—%
2153 - Disposal	—	—	—	2,000	—%
2399 - Entertainment	—	—	—	142,500	—%
2502 - Queen	—	—	—	3,000	—%
2802 - Staff Labor	—	—	—	16,667	—%
2875 - Bank Service Charges	—	—	—	1,000	—%
Total Operating Costs	—	—	—	195,017	—%
Total Expenditures	—	—	—	215,875	—%
Net Change from Operations	—	—	—	(139,259)	—%
Capital Outlays (See Detail)	—	—	—	—	—%
Net Change in Fund Balance	—	—	—	(139,259)	—%

462-34 Hispanic Heritage Night

	<u>FY 16 Actual</u>	<u>FY 17 Adjusted</u>	<u>FY 17 Actual</u>	<u>FY 18 Budget</u>	<u>% Change</u>
Cash Fund Balance Beginning of Year	—	—	—	—	—%
Cash Transfer from the General Fund	—	—	—	146,921	—%
Cash Fund Balance End of Year	<u>\$ —</u>	<u>\$ —</u>	<u>\$ —</u>	<u>\$ 7,662</u>	<u>—%</u>

462-34 Hispanic Heritage Night

	<u>FTE</u>	<u>Salary</u>	<u>FICA & Medicare</u>	<u>PERA</u>	<u>Group Health Ins.</u>	<u>Retiree Ins.</u>	<u>Total</u>
462-34 Hispanic Heritage Night							
Full-Time Positions							
Maintenance Tech	0.06	\$ 2,210	\$ 169	\$ 320	\$ 1,180	\$ 63	\$ 3,942
Office Manager	0.02	1,031	79	149	393	29	1,681
Maintenance Lead	0.02	943	72	136	393	27	1,571
General Manager	0.02	1,285	98	186	—	37	1,606
Event Coordinator	0.02	983	75	142	393	28	1,622
Full-Time Positions Total	0.14	6,452	494	934	2,359	184	10,423
Overtime		9,444	722	—	—	269	10,436
Hispanic Heritage Night Total	0.14	\$ 15,897	\$ 1,216	\$ 934	\$ 2,359	\$ 453	\$ 20,859



DWI Misdemeanor Compliance Program Fiscal Year 2017 - 2018 Budget



Lea County Misdemeanor Compliance

Mission Statement

The mission of Lea County Probation is to provide a safer community for Lea County residents by monitoring convicted offenders to ensure court ordered probation stipulations are met and rehabilitation efforts are completed, resulting in changes of behavior.

Function

LCMCP is tasked with monitoring and supervising convicted offenders to ensure court ordered probation stipulations are met and rehabilitation efforts are completed creating a change in behavior and assisting offenders to become successful law-abiding members of our communities.

Staff

Staff consists of the director, supervisors, compliance officers, and support staff.

Accomplishments

In 2017, LCMCP received accreditation from the NM Adult Misdemeanor Compliance Professional Standards Board for the operation of their Misdemeanor Compliance Program. This accreditation ensures the MCP is operating with in best practices for monitoring and supervising adult misdemeanor offenders.

Goals

Further implementation of alternative sentencing tools to increase capabilities of alcohol monitoring and house arrest processes. By increasing capabilities, we lower costs of incarcerating offenders, expand the ability to monitor alcohol intake and abstinence, and provide a more controlled supervision of offenders. These steps lower the risk of community corrections and increases positive changes in behaviors.

Funds

401-81 - Misdemeanor Compliance
412-43 - DWI Alcohol
439-81 - Misdemeanor Compliance

439-81 Misdemeanor Compliance

	<u>FY 16 Actual</u>	<u>FY 17 Adjusted</u>	<u>FY 17 Actual</u>	<u>FY 18 Budget</u>	<u>% Change</u>
Revenue					
Charges for Services					
1416 - DWI-Alcohol Screen Fees	\$ 100	\$ —	\$ 467	\$ —	— %
1426 - Drug Tests	762	200	6,139	6,000	2,900 %
1429 - Ankle Monitoring	330	—	3,714	4,000	— %
Charges for Services Total	<u>1,192</u>	<u>200</u>	<u>10,320</u>	<u>10,000</u>	<u>4,900 %</u>
Miscellaneous					
1233 - Restitution Fees	\$ 182	\$ 100	\$ 181	\$ —	(100)%
1240 - Treatment Fees	—	—	85	—	— %
1425 - Probation Fees	102,041	175,000	83,345	90,000	(49)%
Miscellaneous	<u>102,223</u>	<u>175,100</u>	<u>83,611</u>	<u>90,000</u>	<u>(49)%</u>
Other Taxes					
1800 - Gross Receipts Tax	—	—	—	—	— %
Other Taxes Total	<u>—</u>	<u>—</u>	<u>—</u>	<u>—</u>	<u>— %</u>
Total Revenue	<u>103,415</u>	<u>175,300</u>	<u>93,931</u>	<u>100,000</u>	<u>(43)%</u>
Expenditures					
Salaries & Benefits					
2002 - Full-Time Positions	\$ 34,662	\$ 60,837	\$ 46,218	\$ 51,935	(15)%
2005 - Overtime	1,452	6,312	2,751	—	(100)%
2063 - PERA	5,113	8,806	6,664	7,518	(15)%
2064 - FICA	2,759	5,138	3,635	3,973	(23)%
2065 - Health Insurance	15,044	32,995	7,776	11,085	(66)%
2200 - Retiree Health Care	979	1,734	1,277	1,480	(15)%
2208 - Vacation	—	—	—	—	— %
Total Salaries & Benefits	<u>60,008</u>	<u>115,822</u>	<u>68,321</u>	<u>75,991</u>	<u>(34)%</u>
Operating Costs					
2010 - Travel/Per Diem	\$ 8,719	\$ 5,983	\$ 1,853	\$ 10,000	67 %
2601 - Contract Service	—	8,950	6,400	—	(100)%
2604 - Supplies	11,136	17,117	9,587	30,000	75 %
2605 - Operating Costs	16,185	23,269	18,606	30,000	29 %
Total Operating Costs	<u>36,040</u>	<u>55,319</u>	<u>36,446</u>	<u>70,000</u>	<u>27 %</u>
Total Expenditures	<u>96,048</u>	<u>171,141</u>	<u>104,767</u>	<u>145,991</u>	<u>9 %</u>
Net Change from Operations	<u>7,367</u>	<u>4,159</u>	<u>(10,837)</u>	<u>(45,991)</u>	<u>(247)%</u>
Capital Outlays (See Detail)	<u>—</u>	<u>—</u>	<u>—</u>	<u>—</u>	<u>— %</u>
Net Change in Fund Balance	<u>7,367</u>	<u>4,159</u>	<u>(10,837)</u>	<u>(45,991)</u>	<u>(247)%</u>
Cash Fund Balance Beginning of Year	129,739	137,107	137,107	126,270	(8)%
Cash Transfer from the General Fund	—	—	—	—	— %
Cash Fund Balance End of Year	<u>\$ 137,107</u>	<u>\$ 141,266</u>	<u>\$ 126,270</u>	<u>\$ 80,279</u>	<u>(43)%</u>

439-81 Misdemeanor Compliance

	<u>FTE</u>	<u>Salary</u>	<u>FICA & Medicare</u>	<u>PERA</u>	<u>Group Health Ins.</u>	<u>Retiree Ins.</u>	<u>Total</u>
439-81 Misdemeanor Compliance							
Full-Time Positions							
Court Compliance	1.00	\$ 38,043	\$ 2,910	\$ 5,507	\$ 6,675	\$ 1,084	\$ 54,219
Full-Time Positions Total	1.33	51,935	3,973	7,518	11,085	1,480	75,991
Overtime		—	—	—	—	—	—
Misdemeanor Compliance Total	<u>1.33</u>	<u>\$ 51,935</u>	<u>\$ 3,973</u>	<u>\$ 7,518</u>	<u>\$ 11,085</u>	<u>\$ 1,480</u>	<u>\$ 75,991</u>

Lea County DWI Program
Fiscal Year 2017 - 2018 Budget



Lea County DWI Probation Program

Mission Statement

The mission of the Lea County DWI Program is to reduce the occurrences of drinking and driving among offenders and to provide best practices in DWI prevention and treatment, providing a stronger, safer community for Lea County residents.

Function

The Lea County DWI Program utilizes a multi-pronged approach to reducing DWI, alcoholism, and alcohol abuse with the objective of generating a change in behavior.

Prevention - The active process that promotes the personal, physical and social well-being of individuals, families and communities to reinforce positive behaviors and healthy lifestyles.

Treatment - An array of individual, family, group or social program or activity alternatives directed to intervene and address DWI, alcohol dependencies and substance abuse. Treatment seeks to improve physical health, family and social relationships, emotional health, well-being, and general life functioning.

Law Enforcement - LCDWI funds overtime and equipment for local law enforcement officers to support sobriety checkpoints and saturation patrols, warrant roundups, and underage drinking activities.

Screening - It is mandatory for each county to have a screening program in place for use by all courts pursuant to Section 66-8-102(K) NMSA 1978, which states a DWI offender shall be required to participate in and complete an alcohol or drug abuse screening program.

Compliance - The purpose of supervision is to enforce compliance with the conditions of release, to protect the public by minimizing risk, and assist the DWI offender in maintaining a law-abiding lifestyle.

Alternative Sentencing - Alternative sentencing provides alternatives to traditional incarceration, including electronic monitoring devices, alcohol monitoring devices, community custody, and community service.

Staff

Staff includes the director, supervisor, a DWI preventionist, compliance officers, treatment counselors, and support staff.

Accomplishments

LCDWI has increased their safe ride program “Topsy Taxi” to include coverage of community events throughout the year, along with still providing the free designated driver service every holiday season from Thanksgiving to New Year’s Eve. This service provides free rides to reduce the occurrence of impaired driving and alcohol involved fatality crashes.

LCDWI launched a new DWI awareness campaign “Drive Sober Lea County” which will continue to be disseminated through anti-DWI public service announcements and advertisements.

Goals

LCDWI plan to expand their “*Dare To Be You*” prevention curriculum in additional classes and schools throughout Lea County. The curriculum is developed to reach all grades through interactive teachings focused at each grade level and age group. LCDWI has been successful in providing the curriculum but is aimed at reaching more students and expanding the number of youth exposed to evidence based prevention programs.

Funds

412-43 - DWI Alcohol Program
435-56 - DWI Program
436-65 - LDWI Grant
437-66 - CDWI Grant

Lea County DWI Alcohol Program
Fiscal Year 2017 - 2018 Budget



412-43 DWI - State Grant

	<u>FY 16 Actual</u>	<u>FY 17 Adjusted</u>	<u>FY 17 Actual</u>	<u>FY 18 Budget</u>	<u>% Change</u>
Revenue					
Intergovernmental					
1274 - DWI ST Grant Current Year	\$ 616,594	\$ 370,227	\$ 370,227	\$ 434,000	17 %
1275 - DWI Local Grant Previous Year	—	—	58,863	—	— %
Intergovernmental Total	<u>616,594</u>	<u>370,227</u>	<u>429,090</u>	<u>434,000</u>	<u>17 %</u>
Miscellaneous					
1260 - Refunds	—	1,300	8,132	—	(100)%
Miscellaneous	<u>—</u>	<u>1,300</u>	<u>8,132</u>	<u>—</u>	<u>(100)%</u>
Total Revenue	<u>616,594</u>	<u>371,527</u>	<u>437,222</u>	<u>434,000</u>	<u>17 %</u>
Expenditures					
Salaries & Benefits					
2002 - Full-Time Positions	239,149	216,512	216,487	266,276	23 %
2005 - Overtime	4,424	—	—	—	— %
2063 - PERA	35,590	33,330	33,330	38,544	16 %
2064 - FICA	18,465	19,180	19,180	21,020	10 %
2065 - Health Insurance	71,403	68,770	68,770	107,685	57 %
2200 - Retiree Health Care	6,835	6,738	6,738	7,589	13 %
2208 - Vacation	1,696	—	—	8,500	— %
2209 - Straight Time - OT	—	—	—	—	— %
Total Salaries & Benefits	<u>377,563</u>	<u>344,530</u>	<u>344,505</u>	<u>449,614</u>	<u>31 %</u>
Operating Costs					
2604 - Supplies	13,962	—	—	—	— %
2605 - Operating Costs	6,219	—	—	—	— %
2613 - Coordination-Training & Travel	6,417	1,387	1,386	—	(100)%
2631 - Prevention-Contract Service	11,500	—	—	—	— %
2633 - Prevention-Training & Travel	4,569	147	—	—	(100)%
2634 - Prevention-Supplies	14,663	4,525	4,243	—	(100)%
2635 - Prevention-Operating Costs	37,989	13,094	13,093	—	(100)%
2641 - Enforcement-Contract Service	25,717	—	—	—	— %
2661 - Treatment-Contract Service	—	7,000	7,000	—	(100)%
2665 - Treatment - Operating Costs	6,000	—	—	—	— %
2666 - Repay of Prior Yr Balance LDWI	—	124,265	124,264	—	(100)%
Total Operating Costs	<u>127,037</u>	<u>150,418</u>	<u>149,986</u>	<u>—</u>	<u>(100)%</u>
Total Expenditures	<u>504,600</u>	<u>494,948</u>	<u>494,491</u>	<u>449,614</u>	<u>(2)%</u>
Net Change from Operations	<u>111,994</u>	<u>(123,421)</u>	<u>(57,269)</u>	<u>(15,614)</u>	<u>(151)%</u>
Net Change in Fund Balance	<u>111,994</u>	<u>(123,421)</u>	<u>(57,269)</u>	<u>(15,614)</u>	<u>(151)%</u>
Cash Fund Balance Beginning of Year	<u>62,232</u>	<u>174,226</u>	<u>174,226</u>	<u>116,957</u>	<u>(33)%</u>
Cash Transfer from the General Fund	<u>—</u>	<u>—</u>	<u>—</u>	<u>—</u>	<u>— %</u>
Cash Fund Balance End of Year	<u>\$ 174,226</u>	<u>\$ 50,805</u>	<u>\$ 116,957</u>	<u>\$ 101,343</u>	<u>99 %</u>

412-43 DWI - State Grant

	<u>FTE</u>	<u>Salary</u>	<u>FICA & Medicare</u>	<u>PERA</u>	<u>Group Health Ins.</u>	<u>Retiree Ins.</u>	<u>Total</u>
412-43 DWI-State							
Full-Time Positions							
Court Compliance	2.75	\$ 96,840	\$ 7,408	\$ 14,018	\$ 36,427	\$ 2,760	\$ 157,452
Coordinator	1.00	35,547	2,719	5,145	19,659	1,013	64,084
Administrative Coordinator	3.00	133,890	10,243	19,381	51,599	3,816	218,928
Full-Time Positions Total	<u>6.75</u>	<u>266,276</u>	<u>20,370</u>	<u>38,544</u>	<u>107,685</u>	<u>7,589</u>	<u>440,464</u>
Straight Time - OT		—	—	—	—	—	—
Vacation		8,500	650	—	—	—	9,150
DWI-State Total	<u>6.75</u>	<u>\$ 274,776</u>	<u>\$ 21,020</u>	<u>\$ 38,544</u>	<u>\$ 107,685</u>	<u>\$ 7,589</u>	<u>\$ 449,614</u>

DWI Revenue Fund
Fiscal Year 2017 - 2018 Budget

Tipsy Taxi
Lea County's Designated Driver Service

TAXI

Friday and Saturday Nights 6:30pm - 2:30am November 25 - December 31

(575)391-2882

Lea COUNTY
new mexico

435-56 DWI Screening Program

	<u>FY 16 Actual</u>	<u>FY 17 Adjusted</u>	<u>FY 17 Actual</u>	<u>FY 18 Budget</u>	<u>% Change</u>
Revenue					
Charges for Services					
1233 - Restitution Fees	\$ 3	\$ —	\$ 8	\$ —	— %
1240 - Treatment Fees	1,045	1,200	1,166	1,000	(17)%
1426 - Drug Tests	4,479	—	12,710	12,000	— %
1429 - Ankle Monitoring	2,014	—	20,588	15,000	— %
1438 - Treatment ADT	—	—	185	—	— %
Charges for Services Total	<u>7,541</u>	<u>1,200</u>	<u>34,657</u>	<u>28,000</u>	<u>2,233 %</u>
Miscellaneous					
1260 - Refunds	—	—	39	—	— %
1416 - DWI-Alcohol Screen Fees	30,415	60,000	24,755	22,000	(63)%
1418 - Donations-DWI	2,324	1,000	1,161	1,000	— %
1419 - MIP Screenings	300	—	—	—	— %
1425 - Probation Fees	172,540	210,000	138,519	157,000	(25)%
1430 - Collections	290	—	110	—	— %
1432 - Alcohol & Drug Testing	—	4,800	—	—	(100)%
1439 - Educational Services	—	—	160	—	— %
Miscellaneous	<u>205,870</u>	<u>275,800</u>	<u>164,744</u>	<u>180,000</u>	<u>(35)%</u>
Total Revenue	<u>213,411</u>	<u>277,000</u>	<u>199,401</u>	<u>208,000</u>	<u>(25)%</u>
Expenditures					
Salaries & Benefits					
2002 - Full-Time Positions	40,743	100,442	100,442	33,992	(66)%
2005 - Overtime	483	16,542	9,763	28,771	74 %
2063 - PERA	5,816	14,484	14,484	4,920	(66)%
2064 - FICA	3,010	10,463	5,388	5,069	(52)%
2065 - Health Insurance	11,066	36,274	36,229	9,520	(74)%
2200 - Retiree Health Care	1,114	2,424	2,423	1,012	(58)%
2208 - Vacation	—	—	—	1,500	— %
2209 - Straight Time - OT	—	878	878	2,000	128 %
Total Salaries & Benefits	<u>62,231</u>	<u>181,507</u>	<u>169,605</u>	<u>86,785</u>	<u>(52)%</u>
Operating Costs					
2010 - Travel/Per Diem	1,527	10,052	4,972	10,000	(1)%
2601 - Contract Service	15,000	15,000	15,000	—	(100)%
2604 - Supplies	16,384	20,831	20,825	30,515	46 %
2605 - Operating Costs	14,268	53,831	53,545	40,000	(26)%
2608 - Safe Ride	11,000	773	772	10,000	1,194 %
2609 - Alcohol Free Events	—	1,500	1,500	15,000	900 %
2625 - Supervision - Operating Costs	—	—	—	—	— %
2628 - Supervision - Screening	7,748	14,000	6,971	15,000	7 %
2635 - Prevention - Operating Costs	—	—	283	—	— %
2663 - Treatment - Training & Travel	—	—	—	—	— %
2664 - Treatment - Supplies	—	—	—	—	— %

435-56 DWI Screening Program

	<u>FY 16 Actual</u>	<u>FY 17 Adjusted</u>	<u>FY 17 Actual</u>	<u>FY 18 Budget</u>	<u>% Change</u>
2665 - Treatment - Operating Costs	—	—	—	—	— %
2895 - Refunds	—	500	248	700	40 %
Total Operating Costs	<u>65,928</u>	<u>116,487</u>	<u>104,117</u>	<u>121,215</u>	<u>4 %</u>
Total Expenditures	<u>128,159</u>	<u>297,994</u>	<u>273,722</u>	<u>208,000</u>	<u>114 %</u>
Net Change from Operations	<u>85,252</u>	<u>(20,994)</u>	<u>(74,322)</u>	<u>—</u>	<u>(187)%</u>
Capital Outlays (See Detail)	<u>30,042</u>	<u>—</u>	<u>—</u>	<u>—</u>	<u>— %</u>
Net Change in Fund Balance	<u>55,210</u>	<u>(20,994)</u>	<u>(74,322)</u>	<u>—</u>	<u>(235)%</u>
Cash Fund Balance Beginning of Year	<u>176,388</u>	<u>231,598</u>	<u>231,598</u>	<u>157,277</u>	<u>(32)%</u>
Cash Transfer from the General Fund	<u>—</u>	<u>—</u>	<u>—</u>	<u>—</u>	<u>— %</u>
Cash Fund Balance End of Year	<u>\$ 231,598</u>	<u>\$ 210,604</u>	<u>\$ 157,277</u>	<u>\$ 157,277</u>	<u>(25)%</u>

435-56 DWI Screening Program

	<u>FTE</u>	<u>Salary</u>	<u>FICA & Medicare</u>	<u>PERA</u>	<u>Group Health Ins.</u>	<u>Retiree Ins.</u>	<u>Total</u>
435-56 DWI Program							
Full-Time Positions							
Court Compliance	0.94	\$ 33,992	\$ 2,600	\$ 4,920	\$ 9,520	\$ 969	\$ 52,002
Full-Time Positions Total	0.94	33,992	2,600	4,920	9,520	969	52,002
Overtime		28,771	2,201	—	—	—	30,972
Straight Time - OT		2,000	153	—	—	—	2,153
Vacation		1,500	115	—	—	43	1,658
DWI Program Total	<u>0.94</u>	<u>\$ 66,263</u>	<u>\$ 5,069</u>	<u>\$ 4,920</u>	<u>\$ 9,520</u>	<u>\$ 1,012</u>	<u>\$ 86,785</u>

435-56 DWI Screening Program

	<u>FY 16 Actual</u>	<u>FY 17 Adjusted</u>	<u>FY 17 Actual</u>	<u>FY 18 Budget</u>	<u>% Change</u>
Capital Outlays					
4382 - Vehicle	\$ 30,042	\$ —	\$ —	\$ —	—%
Total Capital Outlays	<u>\$ 30,042</u>	<u>\$ —</u>	<u>\$ —</u>	<u>\$ —</u>	<u>—%</u>

LDWI Grant
Fiscal Year 2017 - 2018 Budget



436-65 LDWI Grant

	<u>FY 16 Actual</u>	<u>FY 17 Adjusted</u>	<u>FY 17 Actual</u>	<u>FY 18 Budget</u>	<u>% Change</u>
Revenue					
Intergovernmental					
1184 - DWI ST Grant Prior Year	\$ —	\$ —	\$ —	\$ —	— %
1274 - DWI ST Grant Current Year	147,290	146,000	97,172	110,000	(25)%
Intergovernmental Total	<u>147,290</u>	<u>146,000</u>	<u>97,172</u>	<u>110,000</u>	<u>(25)%</u>
Total Revenue	<u>147,290</u>	<u>146,000</u>	<u>97,172</u>	<u>110,000</u>	<u>(25)%</u>
Expenditures					
Salaries & Benefits					
2002 - Full-Time Positions	79,193	85,041	85,040	70,023	(18)%
2063 - PERA	11,830	12,594	12,594	10,136	(20)%
2064 - FICA	6,095	6,504	6,430	5,357	(18)%
2065 - Health Insurance	26,861	27,694	27,419	21,924	(21)%
2200 - Retiree Health Care	2,275	2,423	2,413	1,996	(18)%
Total Salaries & Benefits	<u>126,254</u>	<u>134,256</u>	<u>133,896</u>	<u>109,435</u>	<u>(18)%</u>
Operating Costs					
2010 - Travel/Per Diem	—	229	228	—	(100)%
2604 - Supplies	7,188	—	—	—	— %
2631 - Prevention-Contract Service	—	—	—	—	— %
2633 - Prevention-Training & Travel	—	—	—	—	— %
2635 - Prevention-Operating Costs	7,771	—	—	—	— %
2661 - Treatment-Contract Service	4,590	—	—	—	— %
2663 - Treatment - Training & Travel	1,714	2,578	426	—	(100)%
2664 - Treatment - Supplies	11,163	3,279	3,278	—	(100)%
2665 - Treatment - Operating Costs	3,284	5,152	5,151	—	(100)%
Total Operating Costs	<u>35,710</u>	<u>11,238</u>	<u>9,084</u>	<u>—</u>	<u>(100)%</u>
Total Expenditures	<u>161,964</u>	<u>145,494</u>	<u>142,979</u>	<u>109,435</u>	<u>(12)%</u>
Net Change from Operations	<u>(14,674)</u>	<u>506</u>	<u>(45,808)</u>	<u>565</u>	<u>212 %</u>
Capital Outlays (See Detail)	<u>—</u>	<u>—</u>	<u>—</u>	<u>—</u>	<u>— %</u>
Net Change in Fund Balance	<u>(14,674)</u>	<u>506</u>	<u>(45,808)</u>	<u>565</u>	<u>212 %</u>
Cash Fund Balance Beginning of Year	39,858	25,184	25,184	20,376	(19)%
Cash Transfer from the General Fund	—	41,000	41,000	—	(100)%
Cash Fund Balance End of Year	<u>\$ 25,184</u>	<u>\$ 66,690</u>	<u>\$ 20,376</u>	<u>\$ 20,942</u>	<u>(69)%</u>

436-65 LDWI Grant

	<u>FTE</u>	<u>Salary</u>	<u>FICA & Medicare</u>	<u>PERA</u>	<u>Group Health Ins.</u>	<u>Retiree Ins.</u>	<u>Total</u>
436-65 LDWI Grant							
Full-Time Positions							
Administrative Coordinator	0.00	\$ —	\$ —	\$ —	\$ —	\$ —	\$ —
Counselor	1.67	70,023	5,357	10,136	21,924	1,996	109,435
Full-Time Positions Total	<u>1.67</u>	<u>70,023</u>	<u>5,357</u>	<u>10,136</u>	<u>21,924</u>	<u>1,996</u>	<u>109,435</u>
 LDWI Grant Total	 <u>1.67</u>	 <u>\$ 70,023</u>	 <u>\$ 5,357</u>	 <u>\$ 10,136</u>	 <u>\$ 21,924</u>	 <u>\$ 1,996</u>	 <u>\$ 109,435</u>

CDWI Program
Fiscal Year 2017 - 2018 Budget



437-66 CDWI Grant

	<u>FY 16 Actual</u>	<u>FY 17 Adjusted</u>	<u>FY 17 Actual</u>	<u>FY 18 Budget</u>	<u>% Change</u>
Revenue					
Intergovernmental					
1184 - DWI ST Grant Prior Year	\$ —	\$ —	\$ —	\$ —	— %
1274 - DWI ST Grant Current Year	16,676	23,000	—	17,000	(26)%
Intergovernmental Total	<u>16,676</u>	<u>23,000</u>	<u>—</u>	<u>17,000</u>	<u>(26)%</u>
Charges for Services					
1425 - Probation Fees	976	—	—	—	— %
Charges for Services Total	<u>976</u>	<u>—</u>	<u>—</u>	<u>—</u>	<u>— %</u>
Total Revenue	<u>17,652</u>	<u>23,000</u>	<u>—</u>	<u>17,000</u>	<u>(26)%</u>
Expenditures					
Operating Costs					
2601 - Contract Service	8,520	23,000	15,670	17,000	(26)%
2604 - Supplies	14,715	—	—	—	— %
Total Operating Costs	<u>23,235</u>	<u>23,000</u>	<u>15,670</u>	<u>17,000</u>	<u>(26)%</u>
Total Expenditures	<u>23,235</u>	<u>23,000</u>	<u>15,670</u>	<u>17,000</u>	<u>(33)%</u>
Net Change from Operations	<u>(5,583)</u>	<u>—</u>	<u>(15,670)</u>	<u>—</u>	<u>181 %</u>
Capital Outlays (See Detail)	<u>—</u>	<u>—</u>	<u>—</u>	<u>—</u>	<u>— %</u>
Net Change in Fund Balance	<u>(5,583)</u>	<u>—</u>	<u>(15,670)</u>	<u>—</u>	<u>181 %</u>
Cash Fund Balance Beginning of Year	3,607	—	—	17,331	4,560,55 %
Cash Transfer from the General Fund	1,976	33,000	33,000	—	(100)%
Cash Fund Balance End of Year	<u>\$ —</u>	<u>\$ 33,000</u>	<u>\$ 17,331</u>	<u>\$ 17,331</u>	<u>(47)%</u>

Lea County Detention Center



Lea County Detention Facility

Mission Statement

To provide a safe, secure, and humane environment for the inmates in Lea County Detention Center custody in a professional and fiscally responsible manner.

Function

The Detention Facility is tasked with housing inmates awaiting trial or serving short term sentences. During their incarceration, the Detention Center will provide each inmate, regardless of their crime, creed, national origin, or gender, with their basic need such as shelter, food, clothing, and medical care. In addition, the Detention Facility will provide for the basic physical, emotional, religious, and educational needs of the inmates within the abilities of Lea County and its' staff.

Staff

There are eighty-seven employees at the Detention Center including the Warden, a Chief of Security, seven Lieutenants, four Sergeants, seventy-one Detention Officers, and three Administrative Staff.

Detention Officers are eligible for a retention incentive payment of \$250 after six months and one year and \$500 per year each year thereafter.

Accomplishments

The Detention Facility has the capacity to house 400 inmates. Average adult population for 16/17 was 370 and 6 juvenile offenders per month.

The Detention Facility also houses an average of 85 federal inmates for which Lea County received \$1,692,886 in FY 16/17. This revenue offset 20.28% of the total operational cost for the facility for the fiscal year.

Inmates that have attained "Trustee" status provide a valuable service to Lea County by participating in work details to clean County highways.

Accreditation

The Detention Facility received accreditation from the Adult Detention Professional Standards Council in June 2013. This accreditation, awarded by the New Mexico Municipal League and the New Mexico Association of Counties, assures citizens that the highest professional standards required to operate and adult detention facility have been met.

Funds

415-45 Correction Fees - Funds allocated from the State of New Mexico for facility maintenance.

418-23 Detention Facility - Operating fund for the Detention Facility.

Lea County Corrections Fee Fund
Fiscal Year 2017-2018 Budget



415-45 Correction Fees

	<u>FY 16 Actual</u>	<u>FY 17 Adjusted</u>	<u>FY 17 Actual</u>	<u>FY 18 Budget</u>	<u>% Change</u>
Revenue					
Intergovernmental					
1593 - Collections	\$ 137,613	\$ 100,000	\$ 226,744	\$ 135,000	35.0 %
Intergovernmental Total	<u>137,613</u>	<u>100,000</u>	<u>226,744</u>	<u>135,000</u>	<u>35.0 %</u>
Miscellaneous					
1260 - Refunds	—	—	—	—	— %
Miscellaneous	<u>—</u>	<u>—</u>	<u>—</u>	<u>—</u>	<u>— %</u>
Total Revenue	<u>137,613</u>	<u>100,000</u>	<u>226,744</u>	<u>135,000</u>	<u>35.0 %</u>
Expenditures					
Operating Costs					
2012 - Maintenance	\$ 37,092	\$ 40,000	\$ 36,504	\$ 40,000	— %
2702 - Maintenance - Detention	162,444	165,000	142,636	165,000	— %
Total Operating Costs	<u>199,536</u>	<u>205,000</u>	<u>179,140</u>	<u>205,000</u>	<u>— %</u>
Total Expenditures	<u>199,536</u>	<u>205,000</u>	<u>179,140</u>	<u>205,000</u>	<u>(10.2)%</u>
Net Change from Operations	<u>(61,923)</u>	<u>(105,000)</u>	<u>47,604</u>	<u>(70,000)</u>	<u>(176.9)%</u>
Capital Outlays (See Detail)	<u>—</u>	<u>545,125</u>	<u>—</u>	<u>545,125</u>	<u>— %</u>
Net Change in Fund Balance	<u>(61,923)</u>	<u>(650,125)</u>	<u>47,604</u>	<u>(615,125)</u>	<u>(176.9)%</u>
Cash Fund Balance Beginning of Year	722,168	660,245	660,245	707,849	7.2 %
Cash Transfer from the General Fund	<u>—</u>	<u>—</u>	<u>—</u>	<u>—</u>	<u>— %</u>
Cash Fund Balance End of Year	<u>\$ 660,245</u>	<u>\$ 10,120</u>	<u>\$ 707,849</u>	<u>\$ 92,724</u>	<u>816.2 %</u>

415-45 Correction Fees

	<u>FY 16 Actual</u>	<u>FY 17 Adjusted</u>	<u>FY 17 Actual</u>	<u>FY 18 Budget</u>	<u>% Change</u>
Capital Outlays					
4125 - Facility Improvements	\$ —	\$ 545,125	\$ —	\$ 545,125	\$ —
Total Capital Outlays	<u>\$ —</u>	<u>\$ 545,125</u>	<u>\$ —</u>	<u>\$ 545,125</u>	<u>\$ —</u>

Lea County Detention Center Fund

Fiscal Year 2017-2018 Budget



418-23 Detention Facility

	<u>FY 16 Actual</u>	<u>FY 17 Adjusted</u>	<u>FY 17 Actual</u>	<u>FY 18 Budget</u>	<u>% Change</u>
Revenue					
Care of Prisoners					
1217 - Detention Commissary	\$ 51,416	\$ 32,500	\$ 45,461	\$ 40,212	24 %
1310 - Care Municipal Prisoners	51,745	50,000	41,673	50,000	— %
1320 - Care Of Federal Prisoners	2,105,175	2,000,000	1,692,886	1,800,000	(10)%
1325 - Care State Prisoners	121,932	125,000	86,529	115,000	(8)%
1326 - Prisoner-Social Security	9,200	6,800	10,400	8,400	24 %
1330 - Care Of Other Co Prisoner	45,950	30,000	92,175	100,000	233 %
1331 - Juvenile-Care/Other Co Pris	86,250	60,000	75,242	68,323	14 %
1380 - Forfeited Inmate Funds	4,839	500	3,768	3,000	500 %
1590 - Transportation Of Fed Pris	88,817	60,000	97,520	85,000	42 %
Care of Prisoners Total	<u>2,565,324</u>	<u>2,364,800</u>	<u>2,145,655</u>	<u>2,269,935</u>	<u>(4)%</u>
Intergovernmental					
1218 - Fed SCAAP Grant	—	17,000	3,942	17,000	— %
Intergovernmental Total	<u>—</u>	<u>17,000</u>	<u>3,942</u>	<u>17,000</u>	<u>— %</u>
Total Revenue	<u>2,565,324</u>	<u>2,381,800</u>	<u>2,149,597</u>	<u>2,286,935</u>	<u>(4)%</u>
Expenditures					
Salaries & Benefits					
2002 - Full-Time Positions	3,890,019	4,090,662	3,983,238	3,727,526	(9)%
2003 - Part Time Positions	—	2,100	1,224	—	(100)%
2005 - Overtime	541,429	635,000	632,661	575,000	(9)%
2063 - PERA	540,169	765,017	555,969	531,656	(31)%
2064 - FICA	341,253	361,976	358,546	313,975	(13)%
2065 - Health Insurance	1,150,964	1,260,202	1,149,031	1,170,075	(7)%
2068 - Life Ins - Det Officer	2,055	2,550	2,058	2,550	— %
2109 - SEC 125 Flex Spending	650	1,020	—	1,020	— %
2200 - Retiree Health Care	103,496	113,413	106,574	104,678	(8)%
2208 - Vacation	11,813	30,000	15,830	50,000	67 %
2209 - Straight Time - OT	123,494	141,955	133,152	130,000	(8)%
Total Salaries & Benefits	<u>6,705,342</u>	<u>7,403,895</u>	<u>6,938,284</u>	<u>6,606,481</u>	<u>(11)%</u>
Operating Costs					
2006 - Postage	\$ 2,028	\$ 4,000	\$ 4,000	\$ 3,000	(25)%
2007 - Communications	12,858	20,000	20,000	18,700	(7)%
2008 - Printing & Publishing	5,547	7,000	2,750	4,000	(43)%
2009 - Office Supplies	21,677	17,000	15,458	17,000	— %
2010 - Travel/Per Diem	14,636	10,000	10,000	10,000	— %
2011 - Vehicle - Gas & Oil	15,527	25,000	14,065	25,000	— %
2013 - Rental Of Equipment	1,041	3,000	1,650	2,500	(17)%
2016 - Education/Registration/Dues	7,546	7,000	1,454	10,000	43 %
2019 - Contract Service - Housing	629	2,000	85	—	(100)%
2020 - Supplies	102,941	115,000	92,330	120,000	4 %
2025 - Utilities	208,454	250,000	205,037	250,000	— %

418-23 Detention Facility

	<u>FY 16 Actual</u>	<u>FY 17 Adjusted</u>	<u>FY 17 Actual</u>	<u>FY 18 Budget</u>	<u>% Change</u>
2046 - Janitors Supplies	58,569	70,000	51,109	60,000	(14)%
2049 - Contracted Services - Meals	887,584	927,000	858,078	945,540	2 %
2079 - Contractual Serv - Maintenance	83,952	95,000	92,416	95,250	— %
2111 - Vehicle - Maintenance	11,325	13,000	2,796	13,000	— %
2130 - Computers And Peripherals	16,757	20,000	16,847	48,000	140 %
2131 - Uniforms	20,019	25,000	18,132	25,000	— %
2018 - Care of Prisoners	—	—	—	1,300,000	— %
2136 - Inmate Work Detail	396	5,000	138	2,500	(50)%
2139 - Inmate Programs	2,967	2,000	1,310	1,000	(50)%
2152 - Contract Labor/Professional Svcs	—	18,000	944	—	(100)%
Total Operating Costs	<u>1,474,453</u>	<u>1,635,000</u>	<u>1,408,598</u>	<u>2,950,490</u>	<u>80 %</u>
Total Expenditures	<u>8,179,795</u>	<u>9,038,895</u>	<u>8,346,882</u>	<u>9,556,971</u>	<u>2 %</u>
Net Change from Operations	<u>(5,614,471)</u>	<u>(6,657,095)</u>	<u>(6,197,285)</u>	<u>(7,270,036)</u>	<u>10 %</u>
Capital Outlays (See Detail)	<u>169,111</u>	<u>277,544</u>	<u>100,815</u>	<u>184,440</u>	<u>(40)%</u>
Net Change in Fund Balance	<u>(5,783,582)</u>	<u>(6,934,639)</u>	<u>(6,298,100)</u>	<u>(7,454,476)</u>	<u>9 %</u>
Cash Fund Balance Beginning of Year	916,799	133,217	133,217	335,117	152 %
Cash Transfer from the General Fund	<u>5,000,000</u>	<u>6,801,422</u>	<u>6,500,000</u>	<u>7,277,786</u>	<u>7 %</u>
Cash Fund Balance End of Year	<u>\$ 133,217</u>	<u>\$ —</u>	<u>\$ 335,117</u>	<u>\$ 158,427</u>	<u>1,584,26 %</u>

418-23 Detention Facility

	<u>FTE</u>	<u>Salary</u>	<u>FICA & Medicare</u>	<u>PERA</u>	<u>Group Health Ins.</u>	<u>Retiree Ins.</u>	<u>Total</u>
418-23 Detention Facility							
Full-Time Positions							
Warden	1.00	\$ 93,746	\$ 7,172	\$ 13,570	\$ 19,659	\$ 2,672	\$ 136,818
Chief of Security	1.00	79,331	6,069	11,483	19,659	2,261	118,803
Lieutenant	7.00	344,906	26,385	49,925	113,011	9,830	544,057
Business Manager	1.00	57,450	4,395	8,316	15,008	1,637	86,805
Sergeant	4.00	193,710	14,819	28,040	30,282	5,521	272,372
Fin Officer	1.00	55,245	4,226	7,997	6,675	1,574	75,717
Detention Officer	63.00	2,428,816	185,804	351,571	839,102	69,221	3,874,515
Custodian of Records	1.00	53,394	4,085	7,729	19,659	1,522	86,388
Records Officer	4.00	180,690	13,823	26,155	57,078	5,150	282,895
Transport	1.00	51,626	3,949	7,473	6,675	1,471	71,194
Administrative Officer	1.00	51,355	3,929	7,434	6,675	1,464	70,856
Class Officer	1.00	41,683	3,189	6,034	16,932	1,188	69,026
PREA Officer	1.00	40,976	3,135	5,931	19,659	1,168	70,869
Full-Time Positions Total	<u>87.00</u>	<u>3,672,926</u>	<u>280,979</u>	<u>531,656</u>	<u>1,170,075</u>	<u>104,678</u>	<u>5,760,314</u>
Incentive Pay		54,600	4,177	—	—	—	58,777
Life Ins-Law/Det Officer		2,550	—	—	—	—	2,550
Overtime		575,000	15,685	—	—	—	590,685
SEC 125 Flex Spending		1,020	78	—	—	—	1,098
Straight Time - OT		130,000	9,232	—	—	—	139,232
Vacation		50,000	3,825	—	—	—	53,825
Detention Facility Total	<u>87.00</u>	<u>\$ 4,486,096</u>	<u>\$ 313,975</u>	<u>\$ 531,656</u>	<u>\$ 1,170,075</u>	<u>\$ 104,678</u>	<u>\$ 6,606,481</u>

418-23 Detention Facility

	<u>FY 16 Actual</u>	<u>FY 17 Adjusted</u>	<u>FY 17 Actual</u>	<u>FY 18 Budget</u>	<u>% Change</u>
Capital Outlays					
4238 - Kitchen Equipment	\$ —	\$ 8,291	\$ 8,291	\$ 8,000	(4)%
4324 - Copier	—	24,733	24,733	—	(100)%
4362 - Camera (s)	59,403	50,080	49,791	—	(100)%
4382 - Vehicle	45,000	100,000	—	100,000	— %
4397 - Boiler	39,463	—	—	—	— %
4501 - Video Surveillance System	19,770	—	—	—	— %
4605 - Radio Equipment and Upgrades	—	76,440	—	76,440	— %
4749 - Detention - Washers	—	18,000	18,000	—	(100)%
4754 - Door Locks	5,475	—	—	—	— %
Total Capital Outlays	<u>\$ 169,111</u>	<u>\$ 277,544</u>	<u>\$ 100,815</u>	<u>\$ 184,440</u>	<u>(34)%</u>

Lea County Emergency Management
And
Environmental Services



Environmental Gross Receipt Tax Fund
Fiscal Year Budget 2017 - 2018



Lea County Environmental Services

Mission Statement

To provide responsive and professional service to the residents of Lea County pertaining to animal, litter, and solid waste control while enforcing County ordinances.

Function

The Environmental Services Department is responsible for enforcing County ordinances regarding animals, liquid waste, solid waste, right of ways, and ETZ throughout Lea County. Responsibilities also include vector control in areas throughout Lea County and assistance in smaller communities. Field technicians also assign 9-1-1 addresses to new buildings outside the extra-territorial zone of Hobbs.

Staff

Environmental Services staff includes a director, an environmental supervisor, and eight full-time environmental technicians that are responsible for certain locations such as two at the convenience center, one at the landfill, and five in the field responding to environmental issues.

Convenience Centers

The Environmental Gross Receipts Tax Fund is a special revenue fund with designated revenue from a .125% gross receipts tax levied in the unincorporated areas of Lea County. Funds are restricted for purposes of acquisition, construction, operation and maintenance of solid waste facilities.

Lea County uses this revenue stream for the operation of solid waste convenience centers where County residents may dispose of solid waste rather than driving to the Lea County Landfill in Eunice. There are convenience centers located in Hobbs, Knowles, Monument, and Maljamar. Temporary labor for daily operations at the convenience centers is budgeted at \$400,000.

The Town of Tatum and the cities of Lovington, Eunice, and Jal are each reimbursed a maximum of \$6,000 each per month to offset the cost of hauling and disposal of the solid waste from their municipal convenience centers.

Flood Plain Management

Lea County currently has two Certified Floodplain Managers (CFM's) on staff. Lea County Floodplain is a community wide program that is associated with providing beneficial and necessary information of floodplain areas through the National Flood Insurance Program. By having CFM's in Lea County, floodplain insurance is available to residents who live in floodplain areas. The goal of the program is to provide accurate floodplain assistance by using the latest in technology and support the community with expert service.

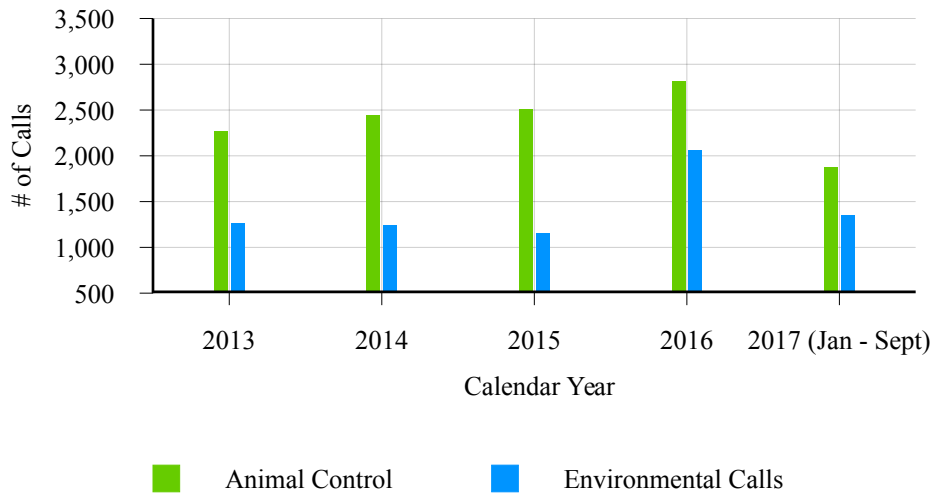
Recycling and Illegal Dumping Grant

The purpose of this grant is to provide eligible entities with funding to:

- Offset the cost of scrap tire collection and recycling
- Establish recycling facilities
- Purchase equipment for recycling and scrap tire management
- Perform marketing regarding recycling and scrap tire management
- Purchase recycled products
- Provide educational outreach
- Develop recycling infrastructure
- Abate illegal dump sites
- Contract with vendors to promote recycling

Lea County is asking for funding to purchase roll-off containers for each of three satellite convenience centers to collect metal for recycling.

Annual Environmental Service Requests



411-27 Environmental GRT

	<u>FY 16 Actual</u>	<u>FY 17 Adjusted</u>	<u>FY 17 Actual</u>	<u>FY 18 Budget</u>	<u>% Change</u>
Revenue					
Miscellaneous					
1381 - Miscellaneous	\$ —	\$ —	\$ 34,098	\$ 25,000	— %
1062 - Admin Fee	\$ —	\$ —	\$ —	\$ 99,783	— %
Miscellaneous Total	<u>—</u>	<u>—</u>	<u>34,098</u>	<u>124,783</u>	<u>— %</u>
Other Taxes					
1800 - Gross Receipts Tax	1,701,739	1,448,348	1,608,677	1,657,371	14 %
Other Taxes Total	<u>1,701,739</u>	<u>1,448,348</u>	<u>1,608,677</u>	<u>1,657,371</u>	<u>14 %</u>
Total Revenue	<u>1,701,739</u>	<u>1,448,348</u>	<u>1,642,775</u>	<u>1,782,154</u>	<u>23 %</u>
Expenditures					
Salaries & Benefits					
2002 - Full-Time Positions	164,680	193,151	172,983	277,442	44 %
2005 - Overtime	6,352	16,200	10,164	16,200	— %
2063 - PERA	24,948	28,127	27,429	37,890	35 %
2064 - FICA	13,801	16,242	14,942	22,926	41 %
2065 - Health Insurance	46,165	72,234	62,644	93,260	29 %
2200 - Retiree Health Care	4,383	5,537	4,665	7,907	43 %
2208 - Vacation	1,506	1,000	1,000	4,400	340 %
2209 - Straight Time - OT	609	1,400	1,180	1,645	18 %
Total Salaries & Benefits	<u>262,444</u>	<u>333,891</u>	<u>295,007</u>	<u>461,671</u>	<u>38 %</u>
Operating Costs					
2007 - Communications	6,583	5,500	5,500	7,000	27 %
2008 - Printing & Publishing	3,819	5,000	5,000	6,200	24 %
2009 - Office Supplies	985	1,000	634	4,000	300 %
2010 - Travel/Per Diem	877	2,000	320	4,000	100 %
2011 - Vehicle - Gas & Oil	3,783	18,000	7,923	58,000	222 %
2012 - Maintenance	151,705	78,500	75,079	99,783	27 %
2013 - Rental Of Equipment	3,445	7,500	3,797	7,500	— %
2088 - Animal Control	—	—	—	5,000	— %
2016 - Education/Registration/Dues	898	2,000	1,098	4,000	100 %
2025 - Utilities	3,569	6,500	4,142	6,500	— %
2111 - Vehicle - Maintenance	9,084	12,500	10,504	20,000	60 %
2113 - Supplies - Vector Control	—	—	—	8,000	— %
2130 - Computers And Peripherals	—	—	—	3,000	— %
2137 - Disposal Fee	—	—	—	2,000	— %
2160 - Environmental Clean-Up	—	—	—	500	— %
2131 - Uniforms	1,577	2,500	765	5,000	100 %
2151 - Contract Hauling	281,278	350,000	281,440	300,000	(14)%
2152 - Contract Labor/Professional Svcs	394,952	450,000	433,062	400,000	(11)%
2153 - Disposal	369,905	400,000	343,748	380,000	(5)%
Total Operating Costs	<u>1,232,459</u>	<u>1,341,000</u>	<u>1,173,010</u>	<u>1,320,483</u>	<u>(2)%</u>
Total Expenditures	<u>1,494,903</u>	<u>1,674,891</u>	<u>1,468,017</u>	<u>1,782,154</u>	<u>(2)%</u>

411-27 Environmental GRT

	<u>FY 16 Actual</u>	<u>FY 17 Adjusted</u>	<u>FY 17 Actual</u>	<u>FY 18 Budget</u>	<u>% Change</u>
Net Change from Operations	206,836	(226,543)	174,758	—	(16)%
Capital Outlays (See Detail)	437,722	1,798,278	214,779	1,660,000	(51)%
Net Change in Fund Balance	(230,886)	(2,024,821)	(40,022)	(1,660,000)	(83)%
Cash Fund Balance Beginning of Year	3,518,271	3,287,386	3,287,386	3,247,364	(1)%
Cash Transfer from the General Fund	—	—	—	—	— %
Cash Fund Balance End of Year	<u>\$ 3,287,386</u>	<u>\$ 1,262,565</u>	<u>\$ 3,247,364</u>	<u>\$ 1,587,365</u>	<u>26 %</u>

411-27 Environmental GRT

	FTE	Salary	FICA & Medicare	PERA	Group Health Ins.	Retiree Ins.	Total
411-27 Environmental Services							
Full-Time Positions							
Assistant Manager	0.10	\$ 15,679	\$ 1,199	\$ —	\$ 1,966	\$ 447	19,291
Director	0.20	19,698	1,507	2,851	3,002	561	27,619
Administrative Coordinator	0.25	9,313	712	1,348	4,915	265	16,554
Supervisor	0.50	21,913	1,676	3,172	9,830	625	37,215
Technician	6.50	210,839	16,129	30,519	73,549	6,009	337,045
Full-Time Positions Total	<u>7.55</u>	<u>277,442</u>	<u>21,224</u>	<u>37,890</u>	<u>93,260</u>	<u>7,907</u>	<u>437,724</u>
Overtime		16,200	1,239	—	—	—	17,439
Straight Time - OT		1,645	126	—	—	—	1,771
Vacation		4,400	337	—	—	—	4,737
Environmental Services Total	<u><u>7.55</u></u>	<u><u>\$ 299,687</u></u>	<u><u>\$ 22,926</u></u>	<u><u>\$ 37,890</u></u>	<u><u>\$ 93,260</u></u>	<u><u>\$ 7,907</u></u>	<u><u>\$ 461,671</u></u>

411-27 Environmental GRT

	<u>FY 16 Actual</u>	<u>FY 17 Adjusted</u>	<u>FY 17 Actual</u>	<u>FY 18 Budget</u>	<u>% Change</u>
Capital Outlays					
4315 - Pickup (s)	\$ —	\$ 76,000	\$ 75,939	\$ 65,000	(14)%
4333 - Judicial Complex	—	1,000,000	—	1,000,000	— %
4641 - Computer Equipment	—	—	—	25,000	— %
4396 - Dal Paso Building Remodel	250,000	—	—	—	— %
4471 - Security Gate	—	20,000	—	20,000	— %
4481 - Road Construction	—	275,000	—	275,000	— %
4585 - PY Fairgrounds Improvements	187,722	152,278	138,841	—	(100)%
4589 - Convenience Center	—	275,000	—	275,000	— %
Total Capital Outlays	<u>\$ 437,722</u>	<u>\$ 1,798,278</u>	<u>\$ 214,779</u>	<u>\$ 1,660,000</u>	<u>(8)%</u>

Tire Recycling Grant
Fiscal Year 2017 - 2018 Budget



426-26 Tire Recycling

	<u>FY 16 Actual</u>	<u>FY 17 Adjusted</u>	<u>FY 17 Actual</u>	<u>FY 18 Budget</u>	<u>% Change</u>
Revenue					
Intergovernmental					
1782 - State Grant-Tire Recycling	\$ 5,881	\$ 5,607	\$ 4,985	\$ 5,607	— %
Intergovernmental Total	<u>5,881</u>	<u>5,607</u>	<u>4,985</u>	<u>5,607</u>	<u>— %</u>
Miscellaneous					
1381 - Miscellaneous	—	—	—	—	— %
Miscellaneous	<u>—</u>	<u>—</u>	<u>—</u>	<u>—</u>	<u>— %</u>
Total Revenue	<u>5,881</u>	<u>5,607</u>	<u>4,985</u>	<u>5,607</u>	<u>— %</u>
Operating Costs					
2076 - Equipment Operating	4,081	5,607	4,985	5,607	— %
2605 - Operating Costs	1,800	1,800	—	1,800	— %
Total Operating Costs	<u>5,881</u>	<u>7,407</u>	<u>4,985</u>	<u>7,407</u>	<u>— %</u>
Total Expenditures	<u>5,881</u>	<u>7,407</u>	<u>4,985</u>	<u>7,407</u>	<u>— %</u>
Net Change from Operations	<u>—</u>	<u>(1,800)</u>	<u>—</u>	<u>(1,800)</u>	<u>— %</u>
Capital Outlays (See Detail)	<u>—</u>	<u>—</u>	<u>—</u>	<u>—</u>	<u>— %</u>
Net Change in Fund Balance	<u>—</u>	<u>(1,800)</u>	<u>—</u>	<u>(1,800)</u>	<u>— %</u>
Cash Fund Balance Beginning of Year	<u>—</u>	<u>—</u>	<u>—</u>	<u>1,800</u>	<u>— %</u>
Cash Transfer from the General Fund	<u>—</u>	<u>1,800</u>	<u>1,800</u>	<u>—</u>	<u>(100)%</u>
Cash Fund Balance End of Year	<u>\$ —</u>	<u>\$ —</u>	<u>\$ 1,800</u>	<u>\$ —</u>	<u>— %</u>

Lea County Emergency Management Services



Lea County Emergency Management

Mission Statement

To meet the needs of our citizens for a variety of crisis situation that demand a timely, efficient and professional response.

Function

Emergency Management, including the County fire departments located in Maljamar, Knowles, Monument and the Lea Regional Airport, strives to provide the highest quality of service to Lea County residents. These departments remain vigilant and dedicated to life, safety, property conservation and incident stabilization. It is through prevention, education, and training that the departments strive to prevent and prepare for emergencies that put citizens at risk. A goal is to remain aggressive in approach, open minded to change, and understanding with each situation that occurs. Emergency services are provided for Lea County by a mixture of full-time employees, part-time employees and many volunteers. Although the regions of service that are covered by each individual fire station are different, all stand ready to provide aid to another district. Emergency response is always available county-wide.

Staff

All emergency service functions are under the supervision the emergency services director, who also serves as fire marshal. Staff includes one deputy fire marshal, two full-time firefighters and four part-time firefighters located at the Airport Fire Station; 57 volunteer firefighters at the Knowles, Monument and Maljamar rural fire stations with ten licensed EMT Basics and one nationally registered paramedic.

Accomplishments

Many goals were reached both by individual fire departments and the emergency services program as a whole:

- Worked diligently to lower each County Fire Departments Property Protection Classification through ISO. We were being funded through the State of New Mexico Fire Fund as Class 9 Departments. In 2015 we did complete our ISO Inspections and received classifications of 5 in Monument, 6 in Knowles, and 7 in Maljamar. This increased the amount of yearly funding to each department by approximately \$25,000.00. This also significantly lowered insurance premiums for county residents residing in each of these fire districts.
- Have conducted five (5) yearly Lea County On-Line IFSAC Firefighter I and II Cadet Academy with a 98% pass rate. International Fire Service Accreditation Congress (IFSAC) is a nationally accredited association that is recognized in State of New Mexico as the accreditation agency for all Fire Departments throughout New Mexico to show that NFPA Standards were met and set standards are learned at a proficient level to achieve fire service certifications from the State of New Mexico Fire Marshal Office and Training Academy.
- Currently have 45 IFSAC Firefighter I and II, Hazardous Materials Operations, 10 IFSAC Driver Operators, 10 IFSAC Pump Operators, 10 IFSAC Fire Service Instructor I, 10 Fire Service Company Officer I, and 5 Fire Investigator I IFSAC Certified Personnel at our County Fire Departments.

- When conducting each of these IFSAC Courses locally we have left the enrollment open to any other qualified department throughout the state that wished to participate and send their personnel for training. Lea County Fire Administration has taught approximately 40 fire service members currently employed or volunteering in Lea County and other portions of the state with a 100% pass rate for these students. Courses included the IFSAC Lea County Firefighter Cadet Academy, Instructor, Investigator, Officer, Hazardous Materials, Driver, and Pump Operator Certification courses.
- The Airport Fire Department located at the Lea County Regional Airport in Hobbs continues to pass the PART 139 inspection during FY each year, ensuring compliance with federal safety standards. Inspectors conduct a timed- response drill; review aircraft rescue and firefighting personnel training records, including annual live-fire drill and documentation of basic emergency medical care training; and check equipment and protective clothing for operation, condition, and availability.
- We have also expanded into specific teams such as the Lea County Arson Task Force and Lea County Wildland Taskforce which is sub-committee of the Lea County Fire Chief's Advisory Board. Each of these teams have representatives from each county and municipal department within Lea County.

Goals

With the development of a Hybrid Fire Department Training platform we will continue to expand the training division and level of certification courses. This is both time and cost effective as employee and volunteer firefighters can complete the academy with no cost for tuition or travel.

Plans also include staff becoming Certified ICC Fire Officials and the development of a permitting process throughout Lea County areas that corresponds with the IFC and IBC Code 2015 Edition which is also in the process of being adopted.

To increase services offered to County citizens, staff plans to finish the application process through PRC to begin transporting patients from emergency scenes and transporting patients for inter-facility transports. Along with this goal comes the development of a training curriculum for continuing education courses in Lea County for licensed EMT's.

Grants

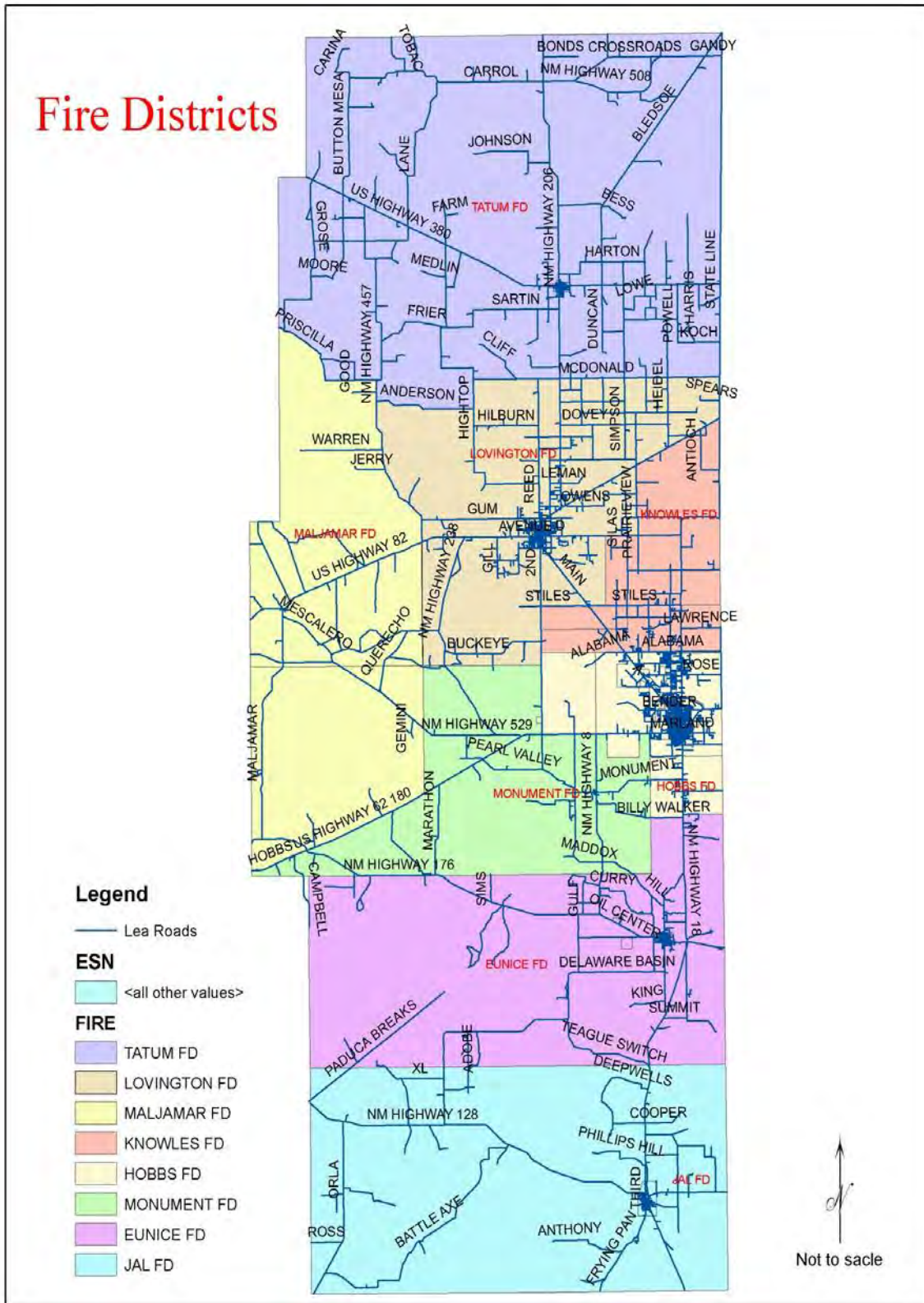
Grant revenue for all emergency services programs totals \$302,669.00 for FY 18. These funds are used for the operations of the three rural fire departments and the operations of the County Fire Marshal's Office. This funding comes from the State Fire Marshal's Office.

Capital Projects

In FY 10/11, Lea County began the process of replacing outdated and inoperable fire trucks with the goal being to replace one unit each year using the Fire Excise Tax Fund. The original tax levy had a sunset clause therefore no additional revenue will be received in this fund. \$540,000 is included in the FY 18 budget for a replacement fire truck and apparatus.

\$591,767 is also included in the Fiscal year 2018 budget to construct, expand, or renovate fire stations throughout Lea County.

County Fire District Map



Funds

407-14 - Maljamar Fire Department
408-15 - Knowles Fire Department
409-16 - Lea Regional Airport Fire Department
410-17 - Monument Fire Department
604-47 - Knowles EMS
613-48 - Maljamar EMS
618-79 - Lea County Fire Marshall
619-59 - Fire Excise Tax
621-61 - Monument EMS

Maljamar Volunteer Fire Department
Fiscal Year 2017 - 2018 Budget



407-14 Maljamar Fire Department

	<u>FY 16 Actual</u>	<u>FY 17 Adjusted</u>	<u>FY 17 Actual</u>	<u>FY 18 Budget</u>	<u>% Change</u>
Revenue					
Intergovernmental					
1490 - State Grant	\$ 11,191	\$ 26,080	\$ 26,080	\$ 26,320	1 %
1560 - State Fire Allotment	49,309	71,685	71,685	75,062	5 %
Intergovernmental Total	<u>60,500</u>	<u>97,765</u>	<u>97,765</u>	<u>101,382</u>	<u>4 %</u>
Miscellaneous					
1381 - Miscellaneous	1,500	—	—	—	— %
Miscellaneous	<u>1,500</u>	<u>—</u>	<u>—</u>	<u>—</u>	<u>— %</u>
Total Revenue	<u>62,000</u>	<u>97,765</u>	<u>97,765</u>	<u>101,382</u>	<u>4 %</u>
Expenditures					
Operating Costs					
2007 - Communications	\$ 1,555	\$ 3,000	\$ 1,640	\$ 3,000	— %
2009 - Office Supplies	68	500	—	500	— %
2010 - Travel/Per Diem	534	1,500	—	1,500	— %
2013 - Rental Of Equipment	398	1,700	1,122	1,700	— %
2016 - Education/Registration/Dues	—	1,000	—	1,000	— %
2023 - Maintenance - Building	—	2,000	—	2,000	— %
2025 - Utilities	2,292	6,500	2,652	6,500	— %
2076 - Equipment Operating	31,151	55,926	34,103	58,612	5 %
2505 - Meal Expense	—	250	—	250	— %
2905 - Improvements	—	13,000	—	—	(100)%
Total Operating Costs	<u>35,998</u>	<u>85,376</u>	<u>39,517</u>	<u>75,062</u>	<u>(12)%</u>
Total Expenditures	<u>35,998</u>	<u>85,376</u>	<u>39,517</u>	<u>75,062</u>	<u>10 %</u>
Net Change from Operations	<u>26,002</u>	<u>12,389</u>	<u>58,248</u>	<u>26,320</u>	<u>124 %</u>
Capital Outlays (See Detail)	<u>—</u>	<u>67,276</u>	<u>58,638</u>	<u>26,320</u>	<u>(61)%</u>
Net Change in Fund Balance	<u>26,002</u>	<u>(54,887)</u>	<u>(390)</u>	<u>—</u>	<u>(101)%</u>
Cash Fund Balance Beginning of Year	<u>69,862</u>	<u>98,102</u>	<u>98,102</u>	<u>97,713</u>	<u>— %</u>
Cash Transfer from the General Fund	<u>2,239</u>	<u>—</u>	<u>—</u>	<u>—</u>	<u>— %</u>
Cash Fund Balance End of Year	<u>\$ 98,102</u>	<u>\$ 43,215</u>	<u>\$ 97,713</u>	<u>\$ 97,713</u>	<u>126 %</u>

407-14 Maljamar Fire Department

	<u>FY 16 Actual</u>	<u>FY 17 Adjusted</u>	<u>FY 17 Actual</u>	<u>FY 18 Budget</u>	<u>% Change</u>
Capital Outlays					
4124 - Compressor	\$ —	\$ 22,000	\$ 19,366	\$ —	(100)%
4529 - Fire Protection Grant	—	45,276	39,272	26,320	(42)%
Total Capital Outlays	<u>\$ —</u>	<u>\$ 67,276</u>	<u>\$ 58,638</u>	<u>\$ 26,320</u>	<u>(61)%</u>

Knowles Volunteer Fire Department
Fiscal Year 2017 - 2018 Budget



408-15 Knowles Fire Department

	<u>FY 16 Actual</u>	<u>FY 17 Adjusted</u>	<u>FY 17 Actual</u>	<u>FY 18 Budget</u>	<u>% Change</u>
Revenue					
Intergovernmental					
1490 - State Grant	\$ 78,244	\$ —	\$ —	\$ —	— %
1560 - State Fire Allotment	49,309	75,667	75,667	79,232	5 %
Intergovernmental Total	<u>127,553</u>	<u>75,667</u>	<u>75,667</u>	<u>79,232</u>	<u>5 %</u>
Miscellaneous					
1381 - Miscellaneous	—	—	—	—	— %
Miscellaneous	<u>—</u>	<u>—</u>	<u>—</u>	<u>—</u>	<u>— %</u>
Total Revenue	<u>127,553</u>	<u>75,667</u>	<u>75,667</u>	<u>79,232</u>	<u>5 %</u>
Expenditures					
Operating Costs					
2007 - Communications	\$ 2,955	\$ 3,000	\$ 1,991	\$ 3,000	— %
2009 - Office Supplies	232	600	600	600	— %
2010 - Travel/Per Diem	1,501	1,500	558	1,500	— %
2013 - Rental Of Equipment	374	500	427	500	— %
2016 - Education/Registration/Dues	38	1,000	200	1,000	— %
2023 - Maintenance - Building	—	2,000	130	2,000	— %
2025 - Utilities	7,568	6,500	6,007	6,500	— %
2076 - Equipment Operating	32,550	61,008	51,075	63,882	5 %
2505 - Meal Expense	64	250	—	250	— %
2905 - Improvements	—	13,000	—	—	(100)%
Total Operating Costs	<u>45,282</u>	<u>89,358</u>	<u>60,989</u>	<u>79,232</u>	<u>(11)%</u>
Total Expenditures	<u>45,282</u>	<u>89,358</u>	<u>60,989</u>	<u>79,232</u>	<u>35 %</u>
Net Change from Operations	<u>82,271</u>	<u>(13,691)</u>	<u>14,678</u>	<u>—</u>	<u>(82)%</u>
Capital Outlays (See Detail)	<u>79,312</u>	<u>22,000</u>	<u>19,366</u>	<u>—</u>	<u>(76)%</u>
Net Change in Fund Balance	<u>2,959</u>	<u>(35,691)</u>	<u>(4,688)</u>	<u>—</u>	<u>(258)%</u>
Cash Fund Balance Beginning of Year	<u>15,400</u>	<u>34,008</u>	<u>34,008</u>	<u>29,321</u>	<u>(14)%</u>
Cash Transfer from the General Fund	<u>15,649</u>	<u>1,783</u>	<u>—</u>	<u>—</u>	<u>(100)%</u>
Cash Fund Balance End of Year	<u>\$ 34,008</u>	<u>\$ 100</u>	<u>\$ 29,321</u>	<u>\$ 29,321</u>	<u>29,092 %</u>

408-15 Knowles Fire Department

	<u>FY 16 Actual</u>	<u>FY 17 Adjusted</u>	<u>FY 17 Actual</u>	<u>FY 18 Budget</u>	<u>% Change</u>
Capital Outlays					
4124 - Compressor	\$ —	\$ 22,000	\$ 19,366	\$ —	(100)%
4529 - Fire Protection Grant	79,312	—	—	—	— %
Total Capital Outlays	<u>\$ 79,312</u>	<u>\$ 22,000</u>	<u>\$ 19,366</u>	<u>\$ —</u>	<u>(100)%</u>

Lea Regional Aircraft Rescue and Firefighting Department Fiscal Year 2017—2018 Budget



409-16 Lea Regional Airport Fire Department

	<u>FY 16 Actual</u>	<u>FY 17 Adjusted</u>	<u>FY 17 Actual</u>	<u>FY 18 Budget</u>	<u>% Change</u>
Revenue					
Miscellaneous					
1180 - Interest On Investments	\$ —	\$ —	\$ —	\$ —	— %
1260 - Refunds	—	—	—	—	— %
1381 - Miscellaneous	—	—	—	—	— %
1420 - Recoveries	—	—	—	—	— %
Miscellaneous Total	<u>—</u>	<u>—</u>	<u>—</u>	<u>—</u>	<u>— %</u>
Total Revenue	<u>—</u>	<u>—</u>	<u>—</u>	<u>—</u>	<u>— %</u>
Expenditures					
Salaries & Benefits					
2002 - Full-Time Positions	62,060	54,699	46,233	59,488	9 %
2003 - Part Time Positions	20,078	37,250	37,250	124,800	235 %
2005 - Overtime	6,384	6,000	421	5,000	(17)%
2063 - PERA	8,868	9,230	6,506	8,611	(7)%
2064 - FICA	6,662	7,223	5,181	14,779	105 %
2065 - Health Insurance	31,791	33,636	25,124	39,318	17 %
2200 - Retiree Health Care	1,699	1,817	1,246	1,695	(7)%
2208 - Vacation	—	3,150	1,901	3,600	14 %
2209 - Straight Time - OT	373	1,500	—	300	(80)%
Total Salaries & Benefits	<u>137,913</u>	<u>154,505</u>	<u>123,862</u>	<u>257,591</u>	<u>67 %</u>
Operating Costs					
2007 - Communications	—	4,000	2,940	4,000	— %
2009 - Office Supplies	158	1,000	768	1,000	— %
2010 - Travel/Per Diem	199	1,000	262	1,000	— %
2013 - Rental Of Equipment	—	550	—	550	— %
2016 - Education/Registration/Dues	997	1,000	—	1,000	— %
2023 - Maintenance - Building	—	2,000	16	2,000	— %
2025 - Utilities	3,154	7,000	1,658	7,000	— %
2076 - Equipment Operating	21,948	35,500	35,500	35,500	— %
2505 - Meal Expense	—	500	—	500	— %
Total Operating Costs	<u>26,456</u>	<u>52,550</u>	<u>41,145</u>	<u>52,550</u>	<u>— %</u>
Total Expenditures	<u>164,368</u>	<u>207,055</u>	<u>165,006</u>	<u>310,141</u>	<u>50 %</u>
Net Change from Operations	<u>(164,368)</u>	<u>(207,055)</u>	<u>(165,006)</u>	<u>(310,141)</u>	<u>50 %</u>
Capital Outlays (See Detail)					— %
Net Change in Fund Balance	<u>(164,368)</u>	<u>(207,055)</u>	<u>(165,006)</u>	<u>(310,141)</u>	<u>50 %</u>
Cash Fund Balance Beginning of Year	39,513	19,161	19,161	155	(99)%
Cash Transfer from the General Fund	<u>144,017</u>	<u>187,894</u>	<u>146,000</u>	<u>309,987</u>	<u>65 %</u>
Cash Fund Balance End of Year	<u>\$ 19,161</u>	<u>\$ —</u>	<u>\$ 155</u>	<u>\$ 1</u>	<u>103 %</u>

409-16 Lea Regional Airport Fire Department

	<u>FTE</u>	<u>Salary</u>	<u>FICA & Medicare</u>	<u>PERA</u>	<u>Group Health Ins.</u>	<u>Retiree Ins.</u>	<u>Total</u>
409-16 Airport Fire Dept							
Full-Time Positions							
Firefighter	2.00	\$ 184,288	\$ 14,098	\$ 8,611	\$ 39,318	\$ 1,695	\$ 248,011
Full-Time Positions Total	2.00	184,288	14,098	8,611	39,318	1,695	248,011
Overtime		5,000	383	—	—	—	5,383
Part-Time Positions		—	—	—	—	—	—
SEC 125 Flex Spending		—	—	—	—	—	—
Straight Time - OT		300	23	—	—	—	323
Vacation		3,600	275	—	—	—	3,875
Emergency Management Total	<u>2.00</u>	<u>\$ 193,188</u>	<u>\$ 14,779</u>	<u>\$ 8,611</u>	<u>\$ 39,318</u>	<u>\$ 1,695</u>	<u>\$ 257,591</u>

Monument Volunteer Fire Department
Fiscal Year 2017 - 2018 Budget



410-17 Monument Fire Department

	<u>FY 16 Actual</u>	<u>FY 17 Adjusted</u>	<u>FY 17 Actual</u>	<u>FY 18 Budget</u>	<u>% Change</u>
Revenue					
Intergovernmental					
1490 - State Grant	\$ 28,089	\$ 29,320	\$ 29,320	\$ 29,320	— %
1560 - State Fire Allotment	49,309	79,650	79,650	83,401	4.71 %
Intergovernmental Total	<u>77,398</u>	<u>108,970</u>	<u>108,970</u>	<u>112,721</u>	<u>3.44 %</u>
Miscellaneous					
1381 - Miscellaneous	—	—	—	—	— %
Miscellaneous Total	<u>—</u>	<u>—</u>	<u>—</u>	<u>—</u>	<u>— %</u>
Total Revenue	<u>77,398</u>	<u>108,970</u>	<u>108,970</u>	<u>112,721</u>	<u>3.44 %</u>
Expenditures					
Operating Costs					
2007 - Communications	3,800	3,000	3,000	3,000	— %
2009 - Office Supplies	168	600	600	600	— %
2010 - Travel/Per Diem	1,373	1,500	224	1,500	— %
2013 - Rental Of Equipment	374	500	320	500	— %
2016 - Education/Registration/Dues	1,000	1,000	85	1,000	— %
2023 - Maintenance - Building	497	2,000	—	2,000	— %
2025 - Utilities	3,217	6,500	3,550	6,500	— %
2076 - Equipment Operating	32,547	64,991	32,565	68,051	4.71 %
2505 - Meal Expense	—	250	—	250	— %
2905 - Improvements	—	13,000	—	—	(100.00)%
Total Operating Costs	<u>42,975</u>	<u>93,341</u>	<u>40,345</u>	<u>83,401</u>	<u>(10.65)%</u>
Total Expenditures	<u>42,975</u>	<u>93,341</u>	<u>40,345</u>	<u>83,401</u>	<u>(6.12)%</u>
Net Change from Operations	<u>34,423</u>	<u>15,629</u>	<u>68,625</u>	<u>29,320</u>	<u>99.36 %</u>
Capital Outlays (See Detail)	<u>7,534</u>	<u>60,643</u>	<u>58,278</u>	<u>—</u>	<u>673.55 %</u>
Net Change in Fund Balance	<u>26,889</u>	<u>(45,014)</u>	<u>10,348</u>	<u>29,320</u>	<u>(61.52)%</u>
Cash Fund Balance Beginning of Year	<u>33,048</u>	<u>65,555</u>	<u>65,555</u>	<u>75,902.04</u>	<u>15.78 %</u>
Cash Transfer from the General Fund	<u>5,618</u>	<u>—</u>	<u>—</u>	<u>—</u>	<u>— %</u>
Cash Fund Balance End of Year	<u>\$ 65,555</u>	<u>\$ 20,541</u>	<u>\$ 75,902</u>	<u>\$ 105,222.04</u>	<u>412.27 %</u>

410-17 Monument Fire Department

	<u>FY 16 Actual</u>	<u>FY 17 Adjusted</u>	<u>FY 17 Actual</u>	<u>FY 18 Budget</u>	<u>% Change</u>
Capital Outlays					
4124 - Compressor	\$ —	\$ —	\$ —	\$ —	— %
4529 - Fire Protection Grant	7,533.8	60,643	58,277.5	—	(100)%
Total Capital Outlays	<u>\$ 7,533.8</u>	<u>\$ 60,643</u>	<u>\$ 58,277.5</u>	<u>\$ —</u>	<u>(100)%</u>

Knowles EMS
Fiscal Year 2017 - 2018 Budget



604-47 EMS Knowles

	<u>FY 16 Actual</u>	<u>FY 17 Adjusted</u>	<u>FY 17 Actual</u>	<u>FY 18 Budget</u>	<u>% Change</u>
Revenue					
Intergovernmental					
1630 - Emergency Medical SRV	\$ 5,027	\$ —	\$ 5,118	\$ 5,000	— %
Intergovernmental Total	<u>5,027</u>	<u>—</u>	<u>5,118</u>	<u>5,000</u>	<u>— %</u>
Total Revenue	<u>5,027</u>	<u>—</u>	<u>5,118</u>	<u>5,000</u>	<u>— %</u>
Expenditures					
Operating Costs					
2044 - Supplies	4,545	5,000	4,284	5,000	— %
Total Operating Costs	<u>4,545</u>	<u>5,000</u>	<u>4,284</u>	<u>5,000</u>	<u>— %</u>
Total Expenditures	<u>4,545</u>	<u>5,000</u>	<u>4,284</u>	<u>5,000</u>	<u>— %</u>
Net Change from Operations	<u>482</u>	<u>(5,000)</u>	<u>834</u>	<u>—</u>	<u>(100)%</u>
Capital Outlays (See Detail)	<u>—</u>	<u>—</u>	<u>—</u>	<u>—</u>	<u>— %</u>
Net Change in Fund Balance	<u>482</u>	<u>(5,000)</u>	<u>834</u>	<u>—</u>	<u>(100)%</u>
Cash Fund Balance Beginning of Year	13,916	14,398	14,398	15,233	6 %
Cash Transfer from the General Fund	<u>—</u>	<u>—</u>	<u>—</u>	<u>—</u>	<u>— %</u>
Cash Fund Balance End of Year	<u>\$ 14,398</u>	<u>\$ 9,398</u>	<u>\$ 15,233</u>	<u>\$ 15,233</u>	<u>62 %</u>

Maljamar EMS
Fiscal Year 2017 - 2018 Budget



613-48 EMS Fund - Maljamar

	<u>FY 16 Actual</u>	<u>FY 17 Adjusted</u>	<u>FY 17 Actual</u>	<u>FY 18 Budget</u>	<u>% Change</u>
Expenditures					
Operating Costs					
2044 - Supplies	\$ —	\$ —	\$ —	\$ 6,993	—%
Total Operating Costs	—	—	—	6,993	—%
Total Expenditures	—	—	—	6,993	—%
Net Change from Operations	—	—	—	(6,993)	—%
Capital Outlays (See Detail)	—	—	—	—	—%
Net Change in Fund Balance	—	—	—	(6,993)	—%
Cash Fund Balance Beginning of Year	6,994	6,994	6,994	6,994	—%
Cash Transfer from the General Fund	—	—	—	—	—%
Cash Fund Balance End of Year	<u>\$ 6,994</u>	<u>\$ 6,994</u>	<u>\$ 6,994</u>	<u>\$ 1</u>	<u>(100)%</u>

Lea County Fire Marshal
Fiscal Year 2017 - 2018 Budget



618-79 Lea County Fire Marshal

	<u>FY 16 Actual</u>	<u>FY 17 Adjusted</u>	<u>FY 17 Actual</u>	<u>FY 18 Budget</u>	<u>% Change</u>
Revenue					
Intergovernmental					
1560 - State Fire Allotment	\$ 49,309	\$ 75,667	\$ 75,667	\$ 79,232	5 %
Intergovernmental Total	<u>49,309</u>	<u>75,667</u>	<u>75,667</u>	<u>79,232</u>	<u>5 %</u>
Total Revenue	<u>49,309</u>	<u>75,667</u>	<u>75,667</u>	<u>79,232</u>	<u>5 %</u>
Expenditures					
Operating Costs					
2007 - Communications	2,523	2,500	2,500	2,500	— %
2009 - Office Supplies	1,107	1,500	506	1,500	— %
2010 - Travel/Per Diem	820	3,000	570	3,000	— %
2016 - Education/Registration/Dues	2,500	2,500	558	2,500	— %
2076 - Equipment Operating	34,473	66,358	55,749	69,232	4 %
2505 - Meal Expense	226	500	124	500	— %
Total Operating Costs	<u>41,649</u>	<u>76,358</u>	<u>60,007</u>	<u>79,232</u>	<u>4 %</u>
Total Expenditures	<u>41,649</u>	<u>76,358</u>	<u>60,007</u>	<u>79,232</u>	<u>4 %</u>
Net Change from Operations	<u>7,660</u>	<u>(691)</u>	<u>15,660</u>	<u>—</u>	<u>(100)%</u>
Capital Outlays (See Detail)	<u>40,000</u>	<u>40,000</u>	<u>—</u>	<u>40,000</u>	<u>— %</u>
Net Change in Fund Balance	<u>(32,340)</u>	<u>(40,691)</u>	<u>15,660</u>	<u>(40,000)</u>	<u>(2)%</u>
Cash Fund Balance Beginning of Year	73,491	41,151	41,151	56,811	38 %
Cash Transfer from the General Fund	<u>—</u>	<u>—</u>	<u>—</u>	<u>—</u>	<u>— %</u>
Cash Fund Balance End of Year	<u>\$ 41,151</u>	<u>\$ 460</u>	<u>\$ 56,811</u>	<u>\$ 16,811</u>	<u>3,554 %</u>

618-79 Lea County Fire Marshal

	<u>FY 16 Actual</u>	<u>FY 17 Adjusted</u>	<u>FY 17 Actual</u>	<u>FY 18 Budget</u>	<u>% Change</u>
Capital Outlays					
4638 - Apparatus	\$ 40,000	\$ 40,000	\$ —	\$ 40,000	—%
Total Capital Outlays	<u>\$ 40,000</u>	<u>\$ 40,000</u>	<u>\$ —</u>	<u>\$ 40,000</u>	<u>—%</u>

Fire Excise Tax
Fiscal Year 2017 - 2018 Budget



619-59 Fire Excise

	<u>FY 16 Actual</u>	<u>FY 17 Adjusted</u>	<u>FY 17 Actual</u>	<u>FY 18 Budget</u>	<u>% Change</u>
Revenue					
Miscellaneous					
1180 - Interest On Investments	1,512	1,300	3,973	4,000	208%
Miscellaneous	<u>1,512</u>	<u>1,300</u>	<u>3,973</u>	<u>4,000</u>	<u>208%</u>
Total Revenue	<u>1,512</u>	<u>1,300</u>	<u>3,973</u>	<u>4,000</u>	<u>208%</u>
Expenditures					
Operating Costs					
2231 - Equipment - Monument	—	—	—	—	—%
2232 - Equipment - Maljamar	—	—	—	—	—%
Total Operating Costs	<u>—</u>	<u>—</u>	<u>—</u>	<u>—</u>	<u>—%</u>
Total Expenditures	<u>—</u>	<u>—</u>	<u>—</u>	<u>—</u>	<u>—%</u>
Net Change from Operations	<u>1,512</u>	<u>1,300</u>	<u>3,973</u>	<u>4,000</u>	<u>208%</u>
Capital Outlays (See Detail)	<u>610,774</u>	<u>412,272</u>	<u>43,618</u>	<u>620,000</u>	<u>50%</u>
Net Change in Fund Balance	(609,262)	(410,972)	(39,645)	(616,000)	50%
Cash Fund Balance Beginning of Year	1,546,391	937,130	937,130	897,485	(4)%
Cash Transfer from the General Fund	<u>—</u>	<u>—</u>	<u>—</u>	<u>—</u>	<u>—%</u>
Cash Fund Balance End of Year	<u>\$ 937,130</u>	<u>\$ 526,158</u>	<u>\$ 897,485</u>	<u>\$ 281,485</u>	<u>(47)%</u>

619-59 Fire Excise

	<u>FY 16 Actual</u>	<u>FY 17 Adjusted</u>	<u>FY 17 Actual</u>	<u>FY 18 Budget</u>	<u>% Change</u>
Capital Outlays					
4239 - Fire Station	\$ —	\$ 100,000	\$ —	\$ 100,000	—%
4318 - Monument Fire Expansion	125,682	—	—	—	—%
4319 - Maljamar Fire Dept Remodel	—	20,000	—	20,000	—%
4438 - Fire Truck	482,248	250,000	4,190	250,000	—%
4638 - Apparatus	2,844	42,272	39,428	250,000	491%
Total Capital Outlays	<u>\$ 610,774</u>	<u>\$ 412,272</u>	<u>\$ 43,618</u>	<u>\$ 620,000</u>	<u>50%</u>

Monument EMS
Fiscal Year 2017 - 2018 Budget



621-61 EMS Monument

	<u>FY 16 Actual</u>	<u>FY 17 Adjusted</u>	<u>FY 17 Actual</u>	<u>FY 18 Budget</u>	<u>% Change</u>
Revenue					
Intergovernmental					
1630 - Emergency Medical SRV	\$ —	\$ 5,000	\$ —	\$ 5,000	—%
Intergovernmental Total	<u>—</u>	<u>5,000</u>	<u>—</u>	<u>5,000</u>	<u>—%</u>
Total Revenue	<u>—</u>	<u>5,000</u>	<u>—</u>	<u>5,000</u>	<u>—%</u>
Expenditures					
Operating Costs					
2044 - Supplies	440	5,000	—	5,000	—%
Total Operating Costs	<u>440</u>	<u>5,000</u>	<u>—</u>	<u>5,000</u>	<u>—%</u>
Total Expenditures	<u>440</u>	<u>5,000</u>	<u>—</u>	<u>5,000</u>	<u>—%</u>
Net Change from Operations	<u>(440)</u>	<u>—</u>	<u>—</u>	<u>—</u>	<u>—%</u>
Capital Outlays (See Detail)	<u>—</u>	<u>—</u>	<u>—</u>	<u>—</u>	<u>—%</u>
Net Change in Fund Balance	<u>(440)</u>	<u>—</u>	<u>—</u>	<u>—</u>	<u>—%</u>
Cash Fund Balance Beginning of Year	1,457	1,017	1,017	1,017	—%
Cash Transfer from the General Fund	<u>—</u>	<u>—</u>	<u>—</u>	<u>—</u>	<u>—%</u>
Cash Fund Balance End of Year	<u>\$ 1,017</u>	<u>\$ 1,017</u>	<u>\$ 1,017</u>	<u>\$ 1,017</u>	<u>—%</u>

Emergency Management Performance Grant
Fiscal Year 2017 - 2018 Budget



Emergency Management Performance Grant

Mission Statement

To provide resources to assist state, local, tribal and territorial governments in preparing for all hazards.

Function

The EMPG program plays an important role in the implementation of the National Preparedness System by supporting the building, sustainment, and deliver of core capabilities essential to achieving the National Preparedness Goal of a secure and resilient Nation. The Federal government, through the EMPG program, provides the necessary direction, coordination, and guidance, and necessary assistance, as authorized in this act so that comprehensive emergency preparedness system exists for all hazards.

Staff

This grant award pays for a portion of the salaries and benefits for the Lea County Emergency Management Director and an Administrative Coordinator.

424-77 EMPG Reimbursement

	<u>FY 16 Actual</u>	<u>FY 17 Adjusted</u>	<u>FY 17 Actual</u>	<u>FY 18 Budget</u>	<u>% Change</u>
Revenue					
Intergovernmental					
1398 - EMPG 2015	\$ 76,922	\$ —	\$ —	\$ —	— %
1435 - EMPG Prior Year	—	52,130	12,894	—	(100)%
1436 - EMPG Current Year	—	—	34,643	50,731	— %
Intergovernmental Total	<u>76,922</u>	<u>52,130</u>	<u>47,537</u>	<u>50,731</u>	<u>(100)%</u>
Miscellaneous					
1260 - Refunds	—	—	—	—	— %
Miscellaneous	<u>—</u>	<u>—</u>	<u>—</u>	<u>—</u>	<u>— %</u>
Other Taxes					
1800 - Gross Receipts Tax	—	—	—	—	— %
Other Taxes Total	<u>—</u>	<u>—</u>	<u>—</u>	<u>—</u>	<u>— %</u>
Total Revenue	<u>76,922</u>	<u>52,130</u>	<u>47,537</u>	<u>50,731</u>	<u>(3)%</u>
Expenditures					
Salaries & Benefits					
2002 - Full-Time Positions	32,132	34,210	28,712	33,935	(1)%
2005 - Overtime	—	650	—	500	(23)%
2063 - PERA	4,756	4,953	4,268	4,912	(1)%
2064 - FICA	2,454	2,717	2,188	2,673	(2)%
2065 - Health Insurance	7,604	7,975	7,725	8,667	9 %
2109 - SEC 125 Flex Spending	—	—	—	—	— %
2170 - Alternative Retirement Contrib	—	—	—	—	— %
2200 - Retiree Health Care	250	975	268	967	(1)%
2208 - Vacation	—	650	—	500	(23)%
2209 - Straight Time - OT	—	—	—	—	— %
Total Salaries & Benefits	<u>47,195</u>	<u>52,130</u>	<u>43,160</u>	<u>52,154</u>	<u>— %</u>
Operating Costs					
2007 - Communications	—	—	—	—	— %
2008 - Printing & Publishing	—	—	—	—	— %
2009 - Office Supplies	—	—	—	—	— %
2010 - Travel/Per Diem	—	—	—	—	— %
2011 - Vehicle - Gas & Oil	—	—	—	—	— %
2012 - Maintenance	—	—	—	—	— %
2013 - Rental Of Equipment	—	—	—	—	— %
2088 - Animal Control	—	—	—	—	— %
2016 - Education/Registration/Dues	—	—	—	—	— %
2025 - Utilities	—	—	—	—	— %
2111 - Vehicle - Maintenance	—	—	—	—	— %
2113 - Supplies - Vector Control	—	—	—	—	— %
2130 - Computers And Peripherals	—	—	—	—	— %
2137 - Disposal Fee	—	—	—	—	— %

424-77 EMPG Reimbursement

	<u>FY 16 Actual</u>	<u>FY 17 Adjusted</u>	<u>FY 17 Actual</u>	<u>FY 18 Budget</u>	<u>% Change</u>
2160 - Environmental Clean-Up	—	—	—	—	— %
2131 - Uniforms	—	—	—	—	— %
2151 - Contract Hauling	—	—	—	—	— %
2152 - Contract Labor/Professional Svcs	—	—	—	—	— %
2153 - Disposal	—	—	—	—	— %
Total Operating Expenses	—	—	—	—	— %
Total Expenditures	47,195	52,130	43,160	52,154	(9)%
Net Change from Operations	29,727	—	4,377	(1,423)	(85)%
Capital Outlays (See Detail)	—	—	—	—	— %
Net Change in Fund Balance	29,727	—	4,377	(1,423)	(85)%
Cash Fund Balance Beginning of Year	—	29,727	29,727	34,104	15 %
Cash Transfer from the General Fund	—	—	—	—	— %
Cash Fund Balance End of Year	<u>\$ 29,727</u>	<u>\$ 29,727</u>	<u>\$ 34,104</u>	<u>\$ 32,681</u>	<u>10 %</u>

424-77 EMPG Reimbursement

	<u>FTE</u>	<u>Salary</u>	<u>FICA & Medicare</u>	<u>PERA</u>	<u>Group Health Ins.</u>	<u>Retiree Ins.</u>	<u>Total</u>
Special Revenue Funds							
424-77 EMPG Reimbursement							
Emergency Management							
Full-Time Positions							
Administrative Coordinator	0.25	\$ 9,313	\$ 712	\$ 1,348	\$ 4,915	\$ 265	\$ 16,554
Director	0.25	24,622	1,884	3,564	3,752	702	34,523
Full-Time Positions Total	<u>0.50</u>	<u>33,935</u>	<u>2,596</u>	<u>4,912</u>	<u>8,667</u>	<u>967</u>	<u>51,077</u>
Overtime		500	38	—	—	—	538
Straight Time - OT		500	38	—	—	—	538
Vacation		—	—	—	—	—	—
EMPG Reimbursement Total	<u><u>0.50</u></u>	<u><u>\$ 34,935</u></u>	<u><u>\$ 2,673</u></u>	<u><u>\$ 4,912</u></u>	<u><u>\$ 8,667</u></u>	<u><u>\$ 967</u></u>	<u><u>\$ 52,154</u></u>

Other Grants
Fiscal Year 2017 - 2018 Budget



Other Grants

Mission Statement

To administer grant funds not required to be accounted for in a special revenue fund with due diligence and proper oversight with strong communication between County personnel and outside funding sources.

Function

Lea County actively pursues federal and state grant opportunities that will provide much needed funding for County projects. The Other Grants Fund is used to account for grant funding received that is not required to have a separate special revenue fund. Some examples of grants received are:

Bennett Colonias Grant

Provides funds for the development of a water supply for a colonias near Jal, New Mexico.

State Homeland Security Grant

Provides funds to purchase supplies and equipment for first responders.

431-51 Grant Funding

	<u>FY 16 Actual</u>	<u>FY 17 Adjusted</u>	<u>FY 17 Actual</u>	<u>FY 18 Budget</u>	<u>% Change</u>
Revenue					
Intergovernmental					
1365 - Bennett Colonias Grant	\$ —	\$ 641,204	\$ 25,000	\$ 295,602	(54)%
1377 - NM CYFD Grant	12,268	—	—	—	— %
1394 - SHSGP 13/14	43,438	—	—	—	— %
1395 - SHSGP 15	151,000	—	39,070	—	— %
1398 - EMPG 2015	9,144	—	—	—	— %
1399 - EMPG 13 Equipment	503,444	—	—	—	— %
1437 - Homeland Security Grant	—	42,028	—	12,672	(70)%
1616 - NMDHSEM Mitigation Plan	—	9,504	—	—	(100)%
1655 - EMNRD 2016	—	250,000	249,878	—	(100)%
1739 - NM Clean & Beautiful	—	15,000	14,312	—	(100)%
1740 - Winter Storm Grant	—	41,777	41,777	—	(100)%
1746 - Maddox Aviation Grant 2016	—	200,000	200,000	—	(100)%
1747 - NM DOT Aviation Grant 2015	43,670	75,000	15,665	—	(100)%
1749 - SHSGP 15 Travel/Per Diem	—	1,254	373	1,254	— %
1750 - SHSGP	—	289,903	—	65,000	(78)%
1759 - NMDOT Aviation Grant 2016	—	200,000	8,507	—	(100)%
1760 - Lea County Health Council	—	18,628	22,858	—	(100)%
Intergovernmental Total	<u>\$ 762,965</u>	<u>\$ 1,784,298</u>	<u>\$ 617,440</u>	<u>\$ 374,528</u>	<u>(79)%</u>
Miscellaneous					
1260 - Refunds	\$ —	\$ —	\$ —	\$ —	— %
Miscellaneous	<u>\$ —</u>	<u>\$ —</u>	<u>\$ —</u>	<u>\$ —</u>	<u>— %</u>
Other Taxes					
1510 - Motor Vehicle-Road	\$ —	\$ —	\$ —	\$ —	— %
1520 - Gasoline Tax (Suspense)	—	—	—	—	— %
Other Taxes Total	<u>—</u>	<u>—</u>	<u>—</u>	<u>—</u>	<u>— %</u>
Total Revenue	<u>\$ 762,965</u>	<u>\$ 1,784,298</u>	<u>\$ 617,440</u>	<u>\$ 374,528</u>	<u>(79)%</u>
Expenditures					
Salaries & Benefits					
2002 - Full-Time Positions	—	—	—	—	— %
2005 - Overtime	—	—	—	—	— %
2063 - PERA	—	—	—	—	— %
2064 - FICA	—	—	—	—	— %
2065 - Health Insurance	—	—	—	—	— %
2109 - SEC 125 Flex Spending	—	—	—	—	— %
2170 - Alternative Retirement Contrib	—	—	—	—	— %
2200 - Retiree Health Care	—	—	—	—	— %
2208 - Vacation	—	—	—	—	— %
2209 - Straight Time - OT	—	—	—	—	— %
Total Salaries & Benefits	<u>\$ —</u>	<u>\$ —</u>	<u>\$ —</u>	<u>\$ —</u>	<u>— %</u>
Operating Costs					

431-51 Grant Funding

	<u>FY 16 Actual</u>	<u>FY 17 Adjusted</u>	<u>FY 17 Actual</u>	<u>FY 18 Budget</u>	<u>% Change</u>
2123 - SHSGP 16	—	124,483	—	—	(100)%
2124 - NM Clean & Beautiful	—	15,000	9,137	—	(100)%
2125 - Winter Storm Grant	—	41,777	—	—	(100)%
2220 - Bennet Colonias Grant Proj	5,244	641,204	—	295,602	(54)%
2250 - Code Red Program	21,422	—	—	—	— %
2277 - STATE GRANT-2015 SHSGP TRAVEL	—	1,254	—	1,254	— %
2428 - Homeland Security 2011 Travel	—	—	—	—	— %
2437 - Homeland Security 2007	16,790	12,672	—	12,672	— %
2443 - Tactical Ops & Comm Support	—	—	—	—	— %
2444 - Youth Reporting Center JJAC	—	—	—	—	— %
2445 - State Grant - CWPP 2009	151,575	42,028	42,028	—	(100)%
2450 - Airline Marketing Grant	110,633	75,000	70,854	—	(100)%
2452 - CYFD Youth Rpt Ctr	—	—	—	—	— %
2453 - Safer New Mexico	19,900	—	—	—	— %
2454 - Lea County Health Council	—	18,628	904	—	(100)%
4372 - Homeland Security 11/12	—	—	—	—	— %
4379 - HOMELAND SECURITY GRANT 12/13	—	—	—	—	— %
Total Operating Costs	<u>\$ 325,563</u>	<u>\$ 972,046</u>	<u>\$ 122,922</u>	<u>\$ 309,528</u>	<u>(68)%</u>
Total Expenditures	<u>\$ 325,563</u>	<u>\$ 972,046</u>	<u>\$ 122,922</u>	<u>\$ 309,528</u>	<u>(68)%</u>
Net Change from Operations	<u>\$ 437,402</u>	<u>\$ 812,252</u>	<u>\$ 494,518</u>	<u>\$ 65,000</u>	<u>(92)%</u>
Capital Outlays (See Detail)	<u>\$ 546,874</u>	<u>\$ 815,420</u>	<u>\$ 611,110</u>	<u>\$ 65,000</u>	<u>(92)%</u>
Net Change in Fund Balance	<u>\$ (109,472)</u>	<u>\$ (3,168)</u>	<u>\$ (116,592)</u>	<u>\$ —</u>	<u>(100)%</u>
Cash Fund Balance Beginning of Year	<u>\$ 73,822</u>	<u>\$ 87,440</u>	<u>\$ 87,440</u>	<u>\$ 20,848</u>	<u>(76)%</u>
Cash Transfer from the General Fund	<u>\$ 123,090</u>	<u>\$ 50,000</u>	<u>\$ 50,000</u>	<u>\$ —</u>	<u>(100)%</u>
Cash Fund Balance End of Year	<u><u>\$ 87,440</u></u>	<u><u>\$ 134,272</u></u>	<u><u>\$ 20,848</u></u>	<u><u>\$ 20,848</u></u>	<u><u>(84)%</u></u>

431-51 Grant Funding

	<u>FY 16 Actual</u>	<u>FY 17 Adjusted</u>	<u>FY 17 Actual</u>	<u>FY 18 Budget</u>	<u>% Change</u>
Capital Outlays					
4100 - SHSGP	—	165,420	—	65,000	(61)%
4101 - EMNRD 2016	—	250,000	249,877.76	—	(100)%
4108 - Maddox Aviation Grant 2016	—	200,000	180,616.18	—	(100)%
4109 - NM DOT Aviation Grant 2016	—	200,000	180,616.17	—	(100)%
4429 - EMPG 2013 (DPS05)	503,444.21	—	—	—	— %
4563 - 2015 Lea County Shsgp	43,430	—	—	—	— %
Total Capital Outlays	<u>546,874.21</u>	<u>815,420</u>	<u>611,110.11</u>	<u>65,000</u>	<u>(92)%</u>

Lea County Law Enforcement
Fiscal Year 2017-2018 Budget



Sheriff Byron Wester

Law Enforcement Protection Grant

Fiscal Year 2017 - 2018 Budget



Law Enforcement Protection Grant

Mission Statement

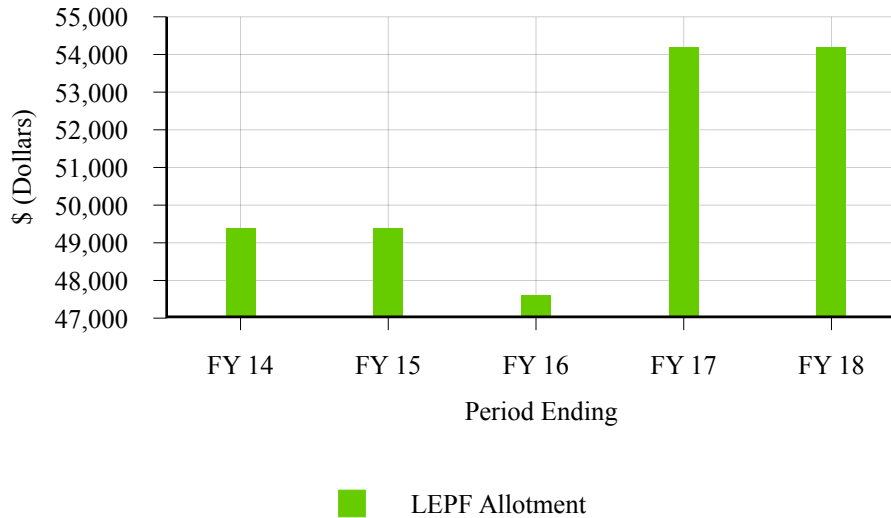
To project the utmost professionalism in actions, as well as appearance, treating all citizens with the dignity and respect they deserve. It is our objective to do our part to improve the quality of life for all residents of Lea County. This can only be accomplished through accountability, involvement in the community and working closely with the citizens to resolve many of the critical issues which we are currently facing.

Function

The Law Enforcement Protection Fund (LEPF) was created to provide equitable distribution of money to local law enforcement departments to enhance the efficiency and effectiveness of services. It also serves to sustain the Peace Officer's Survivor's Fund which provides payments to surviving eligible family members of peace officers killed in the line of duty.

The source of funds is 10% of certain fees, penalties and taxes from life, general casualty and title insurance in New Mexico. Distribution to law enforcement agencies is based on the number of certified officers. Lea County receives a base amount of \$30,000 plus \$600 per certified officer. Eligible expenditures are for repair or purchase of law enforcement equipment, advanced law enforcement planning and training or matching funds for federal criminal justice programs.

LEPF Annual Allotments



605-39 Law Enforcement Protection Fund

	<u>FY 16 Actual</u>	<u>FY 17 Adjusted</u>	<u>FY 17 Actual</u>	<u>FY 18 Budget</u>	<u>% Change</u>
Revenue					
Intergovernmental					
1720 - LEPF Allotment	\$ 47,600	\$ 52,400	\$ 52,400	\$ 54,200	3 %
Intergovernmental Total	<u>47,600</u>	<u>52,400</u>	<u>52,400</u>	<u>54,200</u>	<u>3 %</u>
Total Revenue	<u>47,600</u>	<u>52,400</u>	<u>52,400</u>	<u>54,200</u>	<u>3 %</u>
Expenditures					
Operating Costs					
2039 - L.E.P.F. Expenditures	28,380	109,164	109,164	54,200	(50)%
Total Operating Costs	<u>28,380</u>	<u>109,164</u>	<u>109,164</u>	<u>54,200</u>	<u>(50)%</u>
Total Expenditures	<u>28,380</u>	<u>109,164</u>	<u>109,164</u>	<u>54,200</u>	<u>(50)%</u>
Net Change from Operations	<u>19,220</u>	<u>(56,764)</u>	<u>(56,764)</u>	<u>—</u>	<u>(100)%</u>
Capital Outlays (See Detail)	<u>—</u>	<u>—</u>	<u>—</u>	<u>—</u>	<u>— %</u>
Net Change in Fund Balance	<u>19,220</u>	<u>(56,764)</u>	<u>(56,764)</u>	<u>—</u>	<u>(100)%</u>
Cash Fund Balance Beginning of Year	37,544	56,764	56,764	—	(100)%
Cash Transfer from the General Fund	<u>—</u>	<u>—</u>	<u>—</u>	<u>—</u>	<u>— %</u>
Cash Fund Balance End of Year	<u>\$ 56,764</u>	<u>\$ —</u>	<u>\$ —</u>	<u>\$ —</u>	<u>— %</u>

JAG Grant
Fiscal Year 2017 - 2018 Budget



Justice Assistance Grant (JAG)

Function

The JAG Program, authorized under 42 USC 3751(a), is the leading source of federal justice funding to state and local jurisdictions. The JAG Program provides states, tribes, and local governments with critical funding necessary to support a range of program areas including law enforcement, prosecution, indigent defense, courts, crime prevention and education, corrections and community corrections, drug treatment and enforcement, planning, evaluation, technology improvement, and crime victim and witness initiatives and mental health programs and related law enforcement and corrections programs, including behavioral programs and crisis intervention teams.

607-67 JAG Grant

	<u>FY 16 Actual</u>	<u>FY 17 Adjusted</u>	<u>FY 17 Actual</u>	<u>FY 18 Budget</u>	<u>% Change</u>
Revenue					
Intergovernmental					
1766 - JAG Grant	\$ 6,504	\$ 9,614	\$ 8,016	\$ —	(100)%
Intergovernmental Total	<u>6,504</u>	<u>9,614</u>	<u>8,016</u>		
Total Revenue	<u>6,504</u>	<u>9,614</u>	<u>8,016</u>		
Expenditures					
Operating Costs					
2212 - JAG Grant Expenditures	—	9,614	8,110	—	(100)%
Total Operating Costs	<u>—</u>	<u>9,614</u>	<u>8,110</u>	<u>—</u>	<u>(100)%</u>
Total Expenditures	<u>—</u>	<u>9,614</u>	<u>8,110</u>	<u>—</u>	<u>(100)%</u>
Net Change from Operations	<u>6,504</u>	<u>—</u>	<u>(94)</u>	<u>—</u>	<u>— %</u>
Capital Outlays (See Detail)	<u>—</u>	<u>—</u>	<u>—</u>	<u>—</u>	<u>— %</u>
Net Change in Fund Balance	<u>6,504</u>	<u>—</u>	<u>(94)</u>	<u>—</u>	<u>— %</u>
Cash Fund Balance Beginning of Year	2,374	8,878	8,878	8,783	(1)%
Cash Transfer from the General Fund	<u>—</u>	<u>—</u>	<u>—</u>	<u>—</u>	<u>— %</u>
Cash Fund Balance End of Year	<u>\$ 8,878</u>	<u>\$ 8,878</u>	<u>\$ 8,783</u>	<u>\$ 8,783</u>	<u>(1)%</u>

HIDTA Region VI Drug Task Force
Fiscal Year 2017 - 2018 Budget



Region VI High Intensity Drug Task Force

Mission Statement

To develop a synchronized system involving coordinated intelligence, interdiction, investigation, and prosecution efforts to measurably reduce drug trafficking; thereby reducing the impact of illicit drugs in New Mexico and other areas of the Country - Office of the National Drug Control Policy.

Function

The Lea County Drug Task Force is a component unit of the HIDTA Region VI. HIDTA Region VI is part of the Southwest Border HIDTA New Mexico Partnership. Region VI is a multi-agency task force in five areas - Otero, Lea, Lincoln, Eddy and Chaves counties, who "interdict bulk quantities of illicit drugs smuggled into the country from Mexico; and identify and dismantle pipeline organizations and major narcotics suppliers and distributors at the border."

Lea County assumed fiscal agent responsibilities for both the LCDTF and the HIDTA Region VI in 2010. As fiscal agent, Lea County Finance Department provides budget administration, payroll, accounts payable, accounts receivable and procurement functions.

Funds

609-71 - Region VI Drug Task Force
608-41 - Lea County Drug Task Force
610-73 - Lea County Drug Task Force Forfeitures Fund
611-74 - Lea County Drug Task Force JAG Program
612-82 - Region VI JAG Program

609-71 Region VI Drug Task Force

	<u>FY 16 Actual</u>	<u>FY 17 Adjusted</u>	<u>FY 17 Actual</u>	<u>FY 18 Budget</u>	<u>% Change</u>
Revenue					
Intergovernmental					
1191 - Reg VI - Chaves County	\$ 105,589	\$ 129,689	\$ 97,152	\$ 136,681	5 %
1192 - Reg VI - Lincoln County	68,448	134,546	82,955	134,546	— %
1193 - Reg VI - Otero County	—	—	—	—	— %
1194 - Reg VI - Pecos Valley	296,012	378,012	296,368	365,498	(3)%
1195 - Reg VI - Admin	52,549	107,610	75,726	107,668	— %
1196 - Reg VI - Admin Eddy	16,239	—	8,517	—	— %
1287 - Region VI HIDTA Grant Prior Yr Rev	163,514	195,252	196,055	198,900	2 %
Intergovernmental Total	<u>702,350</u>	<u>945,109</u>	<u>756,772</u>	<u>943,293</u>	<u>— %</u>
Total Revenue	<u>702,350</u>	<u>945,109</u>	<u>756,772</u>	<u>943,293</u>	<u>— %</u>
Expenditures					
Salaries & Benefits					
2002 - Full-Time Positions	—	—	—	—	— %
2063 - PERA	—	—	—	—	— %
2064 - FICA	—	—	—	—	— %
2065 - Health Insurance	—	—	—	—	— %
2200 - Retiree Health Care	—	—	—	—	— %
Total Salaries & Benefits	<u>—</u>	<u>—</u>	<u>—</u>	<u>—</u>	<u>— %</u>
Operating Costs					
2291 - Reg VI - Chaves County	146,779	129,689	97,152	136,681	5 %
2292 - Reg VI - Lincoln County	84,404	134,546	82,955	134,546	— %
2293 - Reg VI - Otero County	14,279	—	—	—	— %
2294 - Reg VI - Pecos Valley	445,830	378,012	296,368	365,498	(3)%
2295 - Reg VI - Admin	77,122	107,610	84,242	107,668	— %
2424 - Task Force Agency Personnel Reim	17,583	—	—	—	— %
2582 - 15 Task Force Grant	—	195,252	195,252	198,900	2 %
Total Operating Costs	<u>785,997</u>	<u>945,109</u>	<u>755,969</u>	<u>943,293</u>	<u>— %</u>
Total Expenditures	<u>785,997</u>	<u>945,109</u>	<u>755,969</u>	<u>943,293</u>	<u>— %</u>
Net Change from Operations	<u>(83,647)</u>	<u>—</u>	<u>803</u>	<u>—</u>	<u>— %</u>
Capital Outlays (See Detail)	<u>—</u>	<u>—</u>	<u>—</u>	<u>—</u>	<u>— %</u>
Net Change in Fund Balance	<u>(83,647)</u>	<u>—</u>	<u>803</u>	<u>—</u>	<u>— %</u>
Cash Fund Balance Beginning of Year	109,929	26,282	26,282	27,085	3 %
Cash Transfer from the General Fund	<u>—</u>	<u>—</u>	<u>—</u>	<u>—</u>	<u>— %</u>
Cash Fund Balance End of Year	<u>\$ 26,282</u>	<u>\$ 26,282</u>	<u>\$ 27,085</u>	<u>\$ 27,085</u>	<u>— %</u>

Lea County Drug Task Force
Fiscal Year 2017 - 2018 Budget



608-41 Lea County Drug Task Force

	<u>FY 16 Actual</u>	<u>FY 17 Adjusted</u>	<u>FY 17 Actual</u>	<u>FY 18 Budget</u>	<u>% Change</u>
Revenue					
Intergovernmental					
1282 - Task Force Grant	\$ 287,964	\$ 263,382	\$ 280,599	\$ 399,211	52 %
1286 - Lea Co HIDTA Grant Prior Yr Rev	123,894	60,000	104,844	105,609	76 %
Intergovernmental Total	<u>411,858</u>	<u>323,382</u>	<u>385,443</u>	<u>504,820</u>	<u>56 %</u>
Miscellaneous					
1260 - Refunds	—	—	29	—	— %
Miscellaneous	<u>—</u>	<u>—</u>	<u>29</u>	<u>—</u>	<u>— %</u>
Total Revenue	<u>411,858</u>	<u>323,382</u>	<u>385,472</u>	<u>504,820</u>	<u>56 %</u>
Expenditures					
Salaries & Benefits					
2002 - Full-Time Positions	123,538	119,755	119,755	121,510	1 %
2005 - Overtime	—	15,660	11,574	41,538	165 %
2063 - PERA	6,931	6,551	6,551	17,589	168 %
2064 - FICA	3,530	3,462	3,462	12,473	260 %
2065 - Health Insurance	6,884	7,093	7,093	25,800	264 %
2200 - Retiree Health Care	1,328	1,290	1,290	3,463	168 %
2208 - Vacation	—	—	—	—	— %
2209 - Straight Time - OT	—	5,000	—	—	(100)%
Total Salaries & Benefits	<u>142,211</u>	<u>158,811</u>	<u>149,725</u>	<u>222,373</u>	<u>40 %</u>
Operating Costs					
2566 - 16 Task Force Grant	—	263,382	231,149	10,000	(96)%
2581 - 14 Task Force Grant	66,156	—	—	—	— %
2582 - 15 Task Force Grant	212,948	60,000	699	—	(100)%
2583 - 17 Task Force Grant	—	—	—	179,481	— %
Total Operating Costs	<u>279,104</u>	<u>323,382</u>	<u>231,848</u>	<u>189,481</u>	<u>(41)%</u>
Total Expenditures	<u>421,314</u>	<u>482,193</u>	<u>381,573</u>	<u>411,854</u>	<u>(15)%</u>
Net Change from Operations	<u>(9,456)</u>	<u>(158,811)</u>	<u>3,899</u>	<u>92,966</u>	<u>(159)%</u>
Capital Outlays (See Detail)	<u>—</u>	<u>—</u>	<u>—</u>	<u>—</u>	<u>— %</u>
Net Change in Fund Balance	<u>(9,456)</u>	<u>(158,811)</u>	<u>3,899</u>	<u>92,966</u>	<u>(159)%</u>
Cash Fund Balance Beginning of Year	16,455	6,999	6,999	75,898	984 %
Cash Transfer from the General Fund	—	151,812	65,000	—	(100)%
Cash Fund Balance End of Year	<u>\$ 6,999</u>	<u>\$ —</u>	<u>\$ 75,898</u>	<u>\$ 168,864</u>	<u>100 %</u>

608-41 Lea County Drug Task Force

	<u>FTE</u>	<u>Salary</u>	<u>FICA & Medicare</u>	<u>PERA</u>	<u>Group Health Ins.</u>	<u>Retiree Ins.</u>	<u>Total</u>
Special Revenue Funds							
608-41 Lea County Drug Task Force							
Drug Task Force							
Full-Time Positions							
Administrative Assistant	0.92	\$ 45,486	\$ 3,480	\$ 6,584	\$ 6,141	\$ 1,296	\$ 62,987
Task Force Commander	1.00	76,024	5,816	11,004	19,659	2,167	114,670
Full-Time Positions Total	1.92	121,510	9,296	17,589	25,800	3,463	177,657
Overtime		41,538	3,178	—	—	—	44,716
Lea County Drug Task Force Total	<u>1.92</u>	<u>\$ 163,048</u>	<u>\$ 12,473</u>	<u>\$ 17,589</u>	<u>\$ 25,800</u>	<u>\$ 3,463</u>	<u>\$ 222,373</u>

LCDTF Forfeitures Fund

Fiscal Year 2017 - 2018 Budget



610-73 LCDTF Forfeitures Fund

	<u>FY 16 Actual</u>	<u>FY 17 Adjusted</u>	<u>FY 17 Actual</u>	<u>FY 18 Budget</u>	<u>% Change</u>
Revenue					
Miscellaneous					
1180 - Interest On Investments	\$ 30	\$ 50	\$ 19	\$ —	(100)%
1920 - Forfeitures Revenues	1,443	—	—	—	— %
Miscellaneous Total	<u>1,473</u>	<u>50</u>	<u>19</u>	<u>—</u>	<u>(100)%</u>
Total Revenue	<u>1,473</u>	<u>50</u>	<u>19</u>	<u>—</u>	<u>(100)%</u>
Expenditures					
Operating Costs					
2499 - Forfeitures Expense	14,773	19,754	2,821	—	(100)%
Total Operating Costs	<u>14,773</u>	<u>19,754</u>	<u>2,821</u>	<u>—</u>	<u>(100)%</u>
Total Expenditures	<u>14,773</u>	<u>19,754</u>	<u>2,821</u>	<u>—</u>	<u>(100)%</u>
Net Change from Operations	<u>(13,301)</u>	<u>(19,704)</u>	<u>(2,802)</u>	<u>—</u>	<u>(100)%</u>
Capital Outlays (See Detail)	<u>—</u>	<u>—</u>	<u>—</u>	<u>—</u>	<u>— %</u>
Net Change in Fund Balance	<u>(13,301)</u>	<u>(19,704)</u>	<u>(2,802)</u>	<u>—</u>	<u>(100)%</u>
Cash Fund Balance Beginning of Year	33,235	19,934	19,934	17,133	(14)%
Cash Transfer from the General Fund	<u>—</u>	<u>—</u>	<u>—</u>	<u>—</u>	<u>— %</u>
Cash Fund Balance End of Year	<u>\$ 19,934</u>	<u>\$ 230</u>	<u>\$ 17,133</u>	<u>\$ 17,133</u>	<u>7,339 %</u>

LCDTF JAG Grant
Fiscal Year 2017 - 2018 Budget



611-74 LCDTF JAG

	<u>FY 16 Actual</u>	<u>FY 17 Adjusted</u>	<u>FY 17 Actual</u>	<u>FY 18 Budget</u>	<u>% Change</u>
Revenue					
Intergovernmental					
1766 - JAG Grant	\$ —	\$ —	\$ —	\$ —	—%
Intergovernmental Total	—	—	—	—	—%
Total Revenue	—	—	—	—	—%
Expenditures					
Operating Costs					
2571 - 14 LCDTF JAG Grant	—	—	—	—	—%
Total Operating Costs	—	—	—	—	—%
Total Expenditures	—	—	—	—	—%
Net Change from Operations	—	—	—	—	—%
Capital Outlays (See Detail)	—	—	—	—	—%
Net Change in Fund Balance	—	—	—	—	—%
Cash Fund Balance Beginning of Year	7,656	7,656	7,656	—	(100)%
Cash Transfer from the General Fund	—	—	(7,656)	—	—%
Cash Fund Balance End of Year	<u>\$ 7,656</u>	<u>\$ 7,656</u>	<u>\$ —</u>	<u>\$ —</u>	<u>(100)%</u>

Region VI JAG Grant Fiscal Year 2017 - 2018 Budget



612-82 HIDTA JAG

	<u>FY 16 Actual</u>	<u>FY 17 Adjusted</u>	<u>FY 17 Actual</u>	<u>FY 18 Budget</u>	<u>% Change</u>
Revenue					
Intergovernmental					
1766 - JAG Grant	\$ —	\$ —	\$ —	\$ —	—%
Intergovernmental Total	<u>—</u>	<u>—</u>	<u>—</u>	<u>—</u>	<u>—%</u>
Total Revenue	<u>—</u>	<u>—</u>	<u>—</u>	<u>—</u>	<u>—%</u>
Expenditures					
Operating Costs					
2587 - 14 Region VI JAG Grant	—	—	—	—	—%
Total Operating Costs	<u>—</u>	<u>—</u>	<u>—</u>	<u>—</u>	<u>—%</u>
Total Expenditures	<u>—</u>	<u>—</u>	<u>—</u>	<u>—</u>	<u>—%</u>
Net Change from Operations	<u>—</u>	<u>—</u>	<u>—</u>	<u>—</u>	<u>—%</u>
Capital Outlays (See Detail)	<u>—</u>	<u>—</u>	<u>—</u>	<u>—</u>	<u>—%</u>
Net Change in Fund Balance	<u>—</u>	<u>—</u>	<u>—</u>	<u>—</u>	<u>—%</u>
Cash Fund Balance Beginning of Year	12,555	12,555	12,555	—	(100)%
Cash Transfer from the General Fund	<u>—</u>	<u>—</u>	<u>(12,555)</u>	<u>—</u>	<u>—%</u>
Cash Fund Balance End of Year	<u>\$ 12,555</u>	<u>\$ 12,555</u>	<u>\$ —</u>	<u>\$ —</u>	<u>(100)%</u>

Lea County Debt Service Fund
Fiscal Year 2017 - 2018 Budget



Debt Service Fund

Function

In 2003, Lea County issued \$13,595,000 Subordinate Lien Gross Receipts Tax Revenue Bonds for the purpose of constructing the Lea County Detention Center. In FY 12/13, the interest rate on the bonds for the remainder of the term ranged from 3.75% to 4.85%.

Taking advantage of historically low municipal bond rates, Lea County issued \$10,000,000 in Refunding Revenue Bonds and paid off the 2003 issue. The interest rate on the refunding series was a low average rate of 2.14%.

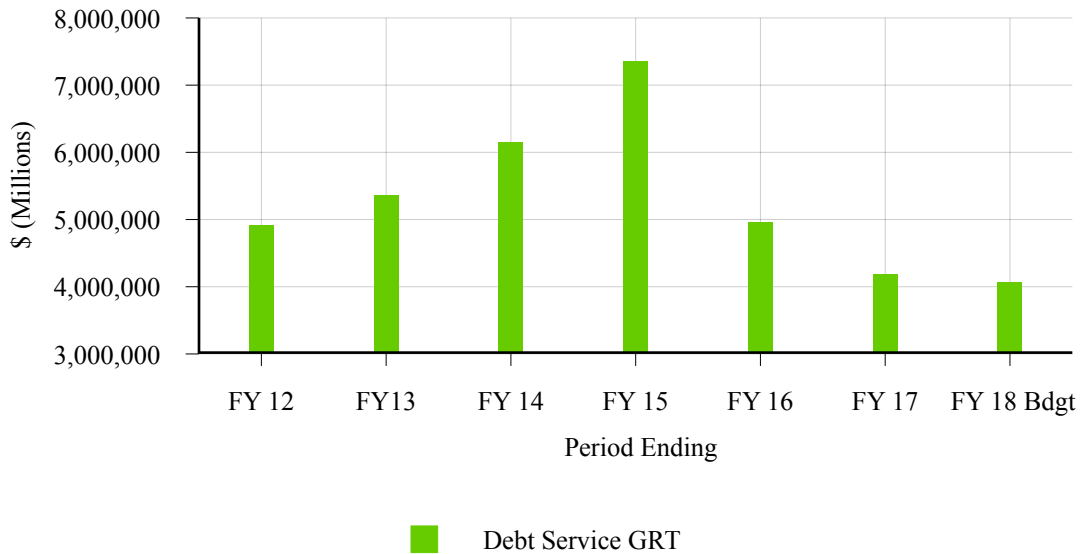
The pledged revenue on the new series is the same 0.125% County Gross Receipts Tax that was pledged for the 2003 series.

The refunding of the 2003 series resulted in a \$1,565,935 present-value savings for Lea County. Yearly payments over the next twelve years were reduced by \$287,000 per year.

According to Section 4-62-1.B, NMSA 1978 funds remaining from the pledged revenue stream after debt service obligations have been met for the fiscal year may be transferred to any other fund of the County. With an estimated 4.67 times coverage on the current debt service requirements, this same 0.125% GRT is considered a potential source of funding for other Lea County capital projects including the Judicial Complex which is currently under construction.

Due to the decrease in oil prices and drilling activity over the past two years, Lea County has seen a decrease in Debt Service GRT revenue of 43.03% from the record high of \$7,348,869 in FY14/15 to \$4,185,993 in FY 16/17. Currently, with oil prices beginning to rebound into the \$50 plus range and an upturn in drilling activity, Lea County projects that Debt Service GRT revenue will increase going into the FY 18/19 year.

Debt Service GRT (1/8th%) Revenue



658-58 Debt Service GRT

	<u>FY 16 Actual</u>	<u>FY 17 Adjusted</u>	<u>FY 17 Actual</u>	<u>FY 18 Budget</u>	<u>% Change</u>
Revenue					
Gross Receipts Taxes					
1800 - Gross Receipts Tax	\$ 4,949,995	\$ 4,448,500	\$ 4,185,993	\$ 4,067,976	(9)%
Gross Receipts Taxes Total	<u>4,949,995</u>	<u>4,448,500</u>	<u>4,185,993</u>	<u>4,067,976</u>	<u>(9)%</u>
Miscellaneous					
1391 - Interest on Investments	911	—	1,228	150	— %
Miscellaneous Total	<u>911</u>	<u>—</u>	<u>1,228</u>	<u>150</u>	<u>— %</u>
Total Revenue	<u>4,950,906</u>	<u>4,448,500</u>	<u>4,187,221</u>	<u>4,068,126</u>	<u>(9)%</u>
Expenditures					
Operating Costs					
2339 - Principal Payment	705,000	720,000	720,000	735,000	2 %
2340 - Interest Payment	166,582	151,620	151,284	136,212	(10)%
2341 - Bond Refund/Restructure	—	—	—	—	— %
Total Operating Costs	<u>871,582</u>	<u>871,620</u>	<u>871,284</u>	<u>871,212</u>	<u>— %</u>
Total Expenditures	<u>871,582</u>	<u>871,620</u>	<u>871,284</u>	<u>871,212</u>	<u>— %</u>
Net Change from Operations	<u>4,079,324</u>	<u>3,576,880</u>	<u>3,315,937</u>	<u>3,196,914</u>	<u>(11)%</u>
Capital Outlays (See Detail)	<u>—</u>	<u>—</u>	<u>—</u>	<u>—</u>	<u>— %</u>
Net Change in Fund Balance	4,079,324	3,576,880	3,315,937	3,196,914	(11)%
Cash Fund Balance Beginning of Year	7,048,756	1,292,109	1,292,109	1,000,000	(23)%
Cash Transfer from the General Fund	<u>(9,835,970)</u>	<u>(3,868,989)</u>	<u>(3,608,046)</u>	<u>(3,196,764)</u>	<u>(17)%</u>
Cash Fund Balance End of Year	<u>\$ 1,292,109</u>	<u>\$ 1,000,000</u>	<u>\$ 1,000,000</u>	<u>\$ 1,000,150</u>	<u>— %</u>

Lea County Enterprise Funds



Lea County Water Service Fund Fiscal Year 2017 - 2018 Budget



Water Service Fund

Mission Statement

To promote new economic development projects in Lea County by providing assistance in obtaining a sustainable water source for use by industry.

Function

The water service project began in late 2012. Obtaining sustainable water sources has become a major challenge for new industry due to the difficulties associated with acquiring water rights and other water restrictions. The first phase included drilling two water wells and installing a seven mile, eight inch water line from Lea County owned property and well field near NM Highway 483. The line has served a biofuels production plant with a reliable water source since December 2012.

Currently, the biofuels plant has ceased production and Lea County is assessing the long plans for the Water Service Fund.

675-85 Water Service Fund

	<u>FY 16 Actual</u>	<u>FY 17 Adjusted</u>	<u>FY 17 Actual</u>	<u>FY 18 Budget</u>	<u>% Change</u>
Revenue					
Charges for Services					
1182 - Water Sales	\$ —	\$ 5,000	\$ —	\$ —	(100)%
Charges for Services Total	<u>—</u>	<u>5,000</u>	<u>—</u>	<u>—</u>	<u>(100)%</u>
Miscellaneous					
1424 - Gross Rec Water Sales	—	—	—	—	— %
Miscellaneous	<u>—</u>	<u>—</u>	<u>—</u>	<u>—</u>	<u>— %</u>
Total Revenue	<u>—</u>	<u>5,000</u>	<u>—</u>	<u>—</u>	<u>(100)%</u>
Expenditures					
Salaries & Benefits					
2002 - Full-Time Positions	10,820	21,756	20,725	—	(100)%
2005 - Overtime	—	2,000	—	—	(100)%
2063 - PERA	1,608	3,440	3,049	—	(100)%
2064 - FICA	826	1,817	1,566	—	(100)%
2065 - Health Insurance	1,380	2,554	2,466	—	(100)%
2200 - Retiree Health Care	308	651	584	—	(100)%
2208 - Vacation	—	—	—	—	— %
Total Salaries & Benefits	<u>14,942</u>	<u>32,218</u>	<u>28,389</u>	<u>—</u>	<u>(100)%</u>
Operating Costs					
2112 - Rental Of Land	—	—	—	—	— %
Total Operating Costs	<u>—</u>	<u>—</u>	<u>—</u>	<u>—</u>	<u>— %</u>
Total Expenditures	<u>14,942</u>	<u>32,218</u>	<u>28,389</u>	<u>—</u>	<u>(100)%</u>
Net Change from Operations	<u>(14,942)</u>	<u>(27,218)</u>	<u>(28,389)</u>	<u>—</u>	<u>(100)%</u>
Capital Outlays (See Detail)	<u>286,014</u>	<u>348,434</u>	<u>33,935</u>	<u>348,434</u>	<u>— %</u>
Net Change in Fund Balance	<u>(300,955)</u>	<u>(375,652)</u>	<u>(62,324)</u>	<u>(348,434)</u>	<u>(7)%</u>
Cash Fund Balance Beginning of Year	1,770,065	1,469,110	1,469,110	355,220	(76)%
Cash Transfer from the General Fund	<u>—</u>	<u>(1,051,566)</u>	<u>(1,051,566)</u>	<u>—</u>	<u>(100)%</u>
Cash Fund Balance End of Year	<u>\$ 1,469,110</u>	<u>\$ 41,892</u>	<u>\$ 355,220</u>	<u>\$ 6,786</u>	<u>(84)%</u>


675-85 Water Service Fund

	<u>FY 16 Actual</u>	<u>FY 17 Adjusted</u>	<u>FY 17 Actual</u>	<u>FY 18 Budget</u>	<u>% Change</u>
Capital Outlays					
4499 - Water/Sewer System	\$ 286,014	\$ 348,434	\$ 33,935	\$ 348,434	—%
Total Capital Outlays	<u>\$ 286,014</u>	<u>\$ 348,434</u>	<u>\$ 33,935</u>	<u>\$ 348,434</u>	<u>—%</u>

Lea County Trust & Agency Funds



Trust & Agency Fund
Fiscal Year 2017 - 2018 Budget



Trust and Agency Fund

Mission Statement

To collect and distribution funds held in trust by the County to ensure that each entity receives the funds that they are entitled too.

Function

The Trust and Agency Fund is for the purpose of holding funds that are passed through the County, but are not actual operating revenues or expenditures of the County. These funds may include Governmental Gross Receipts Taxes that are collected by the County on certain sales and submitted to the New Mexico Taxation and Revenue Department, pass-through revenue generated at the Lea County Fair and Rodeo, and funds temporarily held in regards to Section 125 employee flex spending accounts.

800-70 Trust & Agency

	<u>FY 16 Actual</u>	<u>FY 17 Adjusted</u>	<u>FY 17 Actual</u>	<u>FY 18 Budget</u>	<u>% Change</u>
Revenue					
Miscellaneous					
1324 - Gross Receipts-Solid Waste	\$ 179,658	\$ 150,000	\$ 164,891	\$ 150,000	— %
1346 - Pass Through Revenue	11,000	—	—	—	— %
1411 - Gross Receipts	157	—	2,314	—	— %
1421 - Livestock Sale Admin	—	10,000	—	—	(100)%
1428 - SEC 125 Contribution	61,409	65,000	54,622	65,000	— %
1901 - Livestock Sale	411,547	490,000	421,901	500,000	2 %
1907 - Buckle Donation Committee	—	—	10,085	20,000	— %
Miscellaneous Total	<u>663,771</u>	<u>715,000</u>	<u>653,812</u>	<u>735,000</u>	<u>3 %</u>
Total Revenue	<u>663,771</u>	<u>715,000</u>	<u>653,812</u>	<u>735,000</u>	<u>3 %</u>
Expenditures					
Operating Costs					
2109 - SEC 125 Flex Spending	—	183,700	183,664	65,000	(65)%
2120 - Livestock Sale Admin	—	10,000	7,135	10,000	— %
2121 - Gross Receipts Tax	183,831	165,800	165,794	150,000	(10)%
2173 - Pass Through	11,729	—	—	—	— %
2174 - Buckle Donation Committee	—	10,085	10,085	20,000	98 %
2330 - Junior Livestock Sale	454,767	464,115	414,766	490,000	6 %
Total Operating Costs	<u>650,326</u>	<u>833,700</u>	<u>781,444</u>	<u>735,000</u>	<u>(12)%</u>
Total Expenditures	<u>650,326</u>	<u>833,700</u>	<u>781,444</u>	<u>735,000</u>	<u>(12)%</u>
Net Change from Operations	<u>13,445</u>	<u>(118,700)</u>	<u>(127,632)</u>	<u>—</u>	<u>(100)%</u>
Capital Outlays (See Detail)	<u>—</u>	<u>—</u>	<u>—</u>	<u>—</u>	<u>— %</u>
Net Change in Fund Balance	<u>13,445</u>	<u>(118,700)</u>	<u>(127,632)</u>	<u>—</u>	<u>(100)%</u>
Cash Fund Balance Beginning of Year	<u>77,037</u>	<u>90,482</u>	<u>90,482</u>	<u>22,850</u>	<u>(75)%</u>
Cash Transfer from the General Fund	<u>—</u>	<u>60,000</u>	<u>60,000</u>	<u>—</u>	<u>(100)%</u>
Cash Fund Balance End of Year	<u>\$ 90,482</u>	<u>\$ 31,782</u>	<u>\$ 22,850</u>	<u>\$ 22,850</u>	<u>(28)%</u>

Lea County Communications Authority
Fiscal Year 2017-2018 Budget



Lea County Communications Authority

Mission Statement

To provide quality service to all public safety agencies, enable these agencies to perform their duties effectively and efficiently and to provide requested services to citizens and other departments in a courteous, helpful, and timely manner, while maintaining a high standard of professionalism.

Function

The Lea County Communications Authority Fund is an agency fund. Revenues and expenditures are not recognized in the County's financial statements. The Lea County Communications Authority was created through a joint powers agreement between Lea County and the City of Hobbs to provide consolidated dispatch services for all of Lea County law enforcement and emergency response personnel. Currently the dispatch center answers 911 calls for all Lea County and dispatches for the Lea County Sheriff's Department, Hobbs Police Department, Hobbs Fire Department, Knowles Fire Department, Maljamar Fire Department and the Monument Fire Department.

The JPA stipulates that Lea County will act as the fiscal agent for the LCCA, thereby administering the budget and other fiscal responsibilities of the Authority. The JPA also distributes the cost of operations at 50% for Lea County and 50% for the City of Hobbs.

LCCA's expenditure recognition is accounted for in the Lea County Board of County Commissioners' expenditure budget.

Goals

LCCA has implemented the new Computer Aided Dispatch software in September and is working on mastering all functions of the system to be able to provide faster response times and accurate call information to all first responders.

LCCA was accredited in April of 2015 and is currently working towards their re-accreditation for March 2018.



Staff

The Lea County Communications Authority's (LCCA) staff of 27 dispatchers and one IT Coordinator is under the direction of the LCCA Director. LCCA staff strives to be courteous to all citizens of Lea County while having a commitment to customer services and providing assurance that the community's emergency service communications need are met. All dispatchers are cross trained and LCCA is the only agency accredited in the State and Nationally on a state level.

808-78 Lea County Communications Authority

	<u>FY 16 Actual</u>	<u>FY 17 Adjusted</u>	<u>FY 17 Actual</u>	<u>FY 18 Budget</u>	<u>% Change</u>
Revenue					
Intergovernmental					
1687 - County Contribution	\$ 1,934,343	\$ 1,963,407	\$ 1,800,994	\$ 1,516,105	(23)%
1688 - City Contribution	1,915,883	1,976,907	1,796,956	1,694,130	(14)%
1691 - DFA 911 Grant	4,645	—	752	—	— %
1992 - Training Reimbursement	—	—	270	—	— %
Intergovernmental Total	<u>3,854,872</u>	<u>3,940,314</u>	<u>3,598,973</u>	<u>3,210,235</u>	<u>(19)%</u>
Miscellaneous					
1450 - Xerox,Maps,Voters List	—	—	430	—	— %
1260 - Refunds	—	—	500	—	— %
Miscellaneous	<u>—</u>	<u>—</u>	<u>930</u>	<u>—</u>	<u>— %</u>
Total Revenue	<u>3,854,872</u>	<u>3,940,314</u>	<u>3,599,902</u>	<u>3,210,235</u>	<u>(19)%</u>
Expenditures					
Salaries & Benefits					
2002 - Full-Time Positions	1,176,986	1,242,813	1,237,631	1,227,512	(1)%
2005 - Overtime	133,894	200,000	133,684	200,000	— %
2063 - PERA	168,049	179,915	176,622	177,682	(1)%
2064 - FICA	100,260	114,200	104,647	107,977	(5)%
2065 - Health Insurance	341,049	387,474	343,348	319,550	(18)%
2109 - SEC 125 Flex Spending	—	—	—	—	— %
2200 - Retiree Health Care	32,197	37,191	33,840	34,984	(6)%
2208 - Vacation	8,157	30,000	5,664	30,000	— %
2209 - Straight Time - OT	12,997	20,000	11,515	20,000	— %
Total Salaries & Benefits	<u>1,973,590</u>	<u>2,211,593</u>	<u>2,046,952</u>	<u>2,117,705</u>	<u>(4)%</u>
Operating Costs					
2006 - Postage	1,279	2,000	184	2,000	— %
2007 - Communications	24,588	40,000	35,686	60,000	50 %
2008 - Printing & Publishing	1,264	2,000	1,033	2,000	— %
2009 - Office Supplies	27,438	15,000	15,000	25,000	67 %
2010 - Travel/Per Diem	27,922	10,000	2,150	10,000	— %
2011 - Vehicle - Gas & Oil	1,425	5,000	1,051	5,000	— %
2012 - Maintenance	19,594	66,000	23,502	50,000	(24)%
2013 - Rental Of Equipment	—	—	—	—	— %
2016 - Education/Registration/Dues	25,508	15,000	9,555	20,000	33 %
2023 - Maintenance - Building	12,149	35,000	25,577	15,000	(57)%
2025 - Utilities	48,358	55,000	50,748	55,000	— %
2046 - Janitors Supplies	4,334	5,000	3,628	5,000	— %
2062 - Audit	7,468	7,591	7,591	7,591	— %
2066 - Insurance - Worker's Comp	—	5,000	—	5,000	— %
2067 - Property/Liability Insurance	—	32,000	—	32,000	— %
2079 - Contractual Serv - Maintenance	20,519	25,000	23,000	24,000	(4)%
2086 - Contractual Serv - Physicals	3,471	5,000	4,086	5,000	— %

808-78 Lea County Communications Authority

	<u>FY 16 Actual</u>	<u>FY 17 Adjusted</u>	<u>FY 17 Actual</u>	<u>FY 18 Budget</u>	<u>% Change</u>
2104 - Contract - Other Services	4,631	1,011,000	543,600	448,966	(56)%
2111 - Vehicle - Maintenance	1,189	5,000	122	5,000	— %
2130 - Computers And Peripherals	6,381	55,000	49,233	20,000	(64)%
2131 - Uniforms	4,982	5,000	4,565	5,000	— %
2152 - Contract Labor/Professional Svcs	54,362	15,000	11,767	15,000	— %
2287 - Software License Agreement	—	135,000	21,486	135,000	— %
2810 - Radio Repair, Software, Maintenance	42,744	25,000	7,061	25,000	— %
2814 - Data Connectivity	44,823	70,778	57,572	46,000	(35)%
2902 - Tower Lease(s)	46,423	49,222	49,221	54,000	10 %
Total Operating Costs	<u>430,853</u>	<u>1,695,591</u>	<u>947,419</u>	<u>1,076,557</u>	<u>(37)%</u>
Total Expenditures	<u>2,404,444</u>	<u>3,907,184</u>	<u>2,994,371</u>	<u>3,194,262</u>	<u>(18)%</u>
Net Change from Operations	<u>1,450,428</u>	<u>33,130</u>	<u>605,531</u>	<u>15,973</u>	<u>(52)%</u>
Capital Outlays (See Detail)	<u>1,941,298</u>	<u>52,000</u>	<u>51,770</u>	<u>177,000</u>	<u>240 %</u>
Net Change in Fund Balance	<u>(490,870)</u>	<u>(18,870)</u>	<u>553,761</u>	<u>(161,027)</u>	<u>753 %</u>
Cash Fund Balance Beginning of Year	39	9,169	9,169	562,930	6,040 %
Cash Transfer from the General Fund	<u>500,000</u>	<u>9,701</u>	<u>—</u>	<u>—</u>	<u>(100)%</u>
Cash Fund Balance End of Year	<u>\$ 9,169</u>	<u>\$ —</u>	<u>\$ 562,930</u>	<u>\$ 401,902</u>	<u>100 %</u>

808-78 Lea County Communications Authority

	<u>FTE</u>	<u>Salary</u>	<u>FICA & Medicare</u>	<u>PERA</u>	<u>Group Health Ins.</u>	<u>Retiree Ins.</u>	<u>Total</u>
808-78 Lea County Communications Authority							
Full-Time Positions							
Director	1.00	\$ 90,896	\$ 6,954	\$ 13,157	\$ —	\$ 2,591	\$ 113,597
Supervisor	1.00	50,523	3,865	7,313	19,659	1,440	82,800
(blank)	0.00	—	—	—	—	—	—
Training Coordinator	1.00	49,650	3,798	7,187	15,008	1,415	77,057
ECS	23.00	878,322	67,192	127,137	258,392	25,032	1,356,074
ECS Supervisor	2.00	106,122	8,118	15,361	20,750	3,024	153,375
IT Coordinator	1.00	52,000	3,978	7,527	5,742	1,482	70,729
Full-Time Positions Total	<u>29.00</u>	<u>1,227,512</u>	<u>93,905</u>	<u>177,682</u>	<u>319,550</u>	<u>34,984</u>	<u>1,853,633</u>
Overtime		200,000	10,247	—	—	—	210,247
Straight Time - OT		20,000	1,530	—	—	—	21,530
Vacation		30,000	2,295	—	—	—	32,295
Lea County Communications Authority Total	<u>29.00</u>	<u>\$ 1,477,512</u>	<u>\$ 107,977</u>	<u>\$ 177,682</u>	<u>\$ 319,550</u>	<u>\$ 34,984</u>	<u>\$ 2,117,705</u>

808-78 Lea County Communications Authority

	<u>FY 16 Actual</u>	<u>FY 17 Adjusted</u>	<u>FY 17 Actual</u>	<u>FY 18 Budget</u>	<u>% Change</u>
Capital Outlays					
4331 - Server Upgrade	\$ 49,903	\$ —	\$ —	\$ 10,000	—%
4641 - Computer Equipment	62,956	52,000	51,770	127,000	144%
4714 - Security Improvements	—	—	—	40,000	—%
4362 - Camera (s)	24,957	—	—	—	—%
4605 - Radio Equipment and Upgrades	989,963	—	—	—	—%
4721 - Dispatch/Records Management Sys	394,496	—	—	—	—%
4756 - Lovington Communications Tower	419,023	—	—	—	—%
Total Capital Outlays	<u>\$ 1,941,298</u>	<u>\$ 52,000</u>	<u>\$ 51,770</u>	<u>\$ 177,000</u>	<u>240%</u>

Eddy – Lea Energy Alliance
Fiscal Year 2017 - 2018 Budget



Eddy-Lea Energy Alliance

Mission Statement

To allow Lea County, Eddy County, the City of Hobbs, and the City of Carlsbad to cooperate in promoting and developing a nuclear storage facility near the border of Lea and Eddy County.

Function

Lea County assumed fiscal responsibilities for the Eddy-Lea Energy Alliance (ELEA) at the end of FY 13. Members of the Alliance are Lea County, Eddy County, the City of Hobbs, and the City of Carlsbad.

The purpose of the Alliance is to promote and develop a nuclear storage facility along the Eddy/Lea property line.

In October 2016, ELEA entered into an option agreement to sell its 960 acres of land to a third party. The third party has agreed to pay an annual amount for the option. The option is for 13 years and the price will be determined on the appraised value of the land at the time that the option would be exercised. The exercise of the option is dependent upon the third receiving permission from the Nuclear Regulatory Agency to construct an interim nuclear storage facility.

809-83 Eddy-Lea Energy Alliance

	<u>FY 16 Actual</u>	<u>FY 17 Adjusted</u>	<u>FY 17 Actual</u>	<u>FY 18 Budget</u>	<u>% Change</u>
Revenue					
Intergovernmental					
1687 - County Contribution	\$ —	\$ —	\$ —	\$ —	— %
Intergovernmental Total	<u>—</u>	<u>—</u>	<u>—</u>	<u>—</u>	<u>—</u>
Miscellaneous					
1290 - Rental of Property	4,792	—	59,899	10,800	— %
Miscellaneous	<u>4,792</u>	<u>—</u>	<u>59,899</u>	<u>10,800</u>	<u>— %</u>
Total Revenue	<u>4,792</u>	<u>—</u>	<u>59,899</u>	<u>10,800</u>	<u>— %</u>
Expenditures					
Operating Costs					
2009 - Office Supplies	470	1,000	—	1,000	— %
2010 - Travel/Per Diem	—	5,000	—	20,000	300 %
2012 - Maintenance	—	1,000	—	1,000	— %
2027 - Advertising	326	2,000	615	2,000	— %
2067 - Property/Liability Insurance	2,680	3,000	2,676	3,000	— %
2102 - Contract - Legal	19,959	25,000	14,431	20,000	(20)%
2152 - Contract Labor/Professional Svcs	10,101	7,000	5,866	7,000	— %
Total Operating Costs	<u>33,536</u>	<u>44,000</u>	<u>23,587</u>	<u>54,000</u>	<u>23 %</u>
Total Expenditures	<u>33,536</u>	<u>44,000</u>	<u>23,587</u>	<u>54,000</u>	<u>23 %</u>
Net Change from Operations	<u>(28,744)</u>	<u>(44,000)</u>	<u>36,312</u>	<u>(43,200)</u>	<u>(2)%</u>
Capital Outlays (See Detail)	<u>—</u>	<u>—</u>	<u>—</u>	<u>—</u>	<u>— %</u>
Net Change in Fund Balance	<u>(28,744)</u>	<u>(44,000)</u>	<u>36,312</u>	<u>(43,200)</u>	<u>(2)%</u>
Cash Fund Balance Beginning of Year	88,504	59,759	59,759	96,071	61 %
Cash Transfer from the General Fund	<u>—</u>	<u>—</u>	<u>—</u>	<u>—</u>	<u>— %</u>
Cash Fund Balance End of Year	<u>\$ 59,759</u>	<u>\$ 15,759</u>	<u>\$ 96,071</u>	<u>\$ 52,871</u>	<u>235 %</u>

Lea County Solid Waste Authority Fiscal Year 2017—2018 Budget



Lea County Solid Waste Authority

Mission Statement

To provide waste disposal services to County residents and businesses in a fiscally and environmentally sound manner.

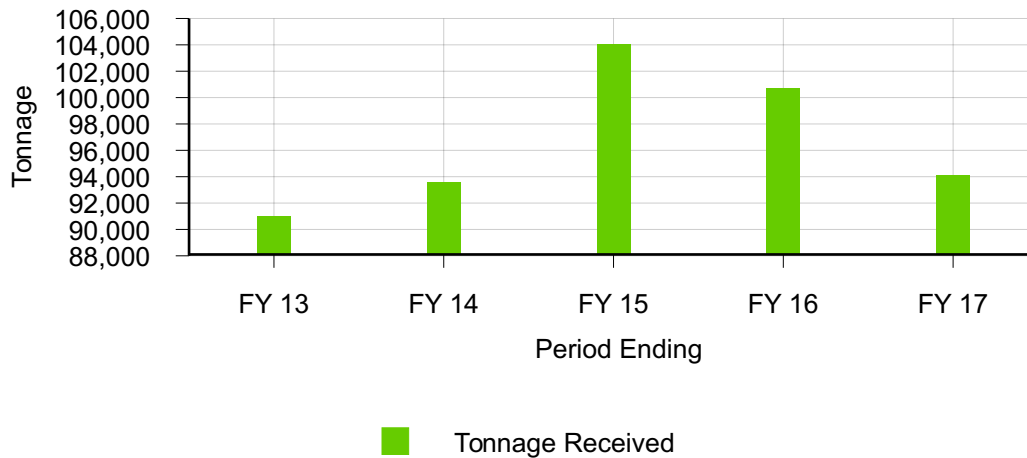
Function

Lea County is the fiscal agent for the Lea County Solid Waste Authority (LCSWA) which was created in 1999. Members of the Authority are Lea County, the cities of Lovington, Hobbs, Eunice and Jal, and the Town of Tatum.

LCSWA owns a landfill located east of the town of Eunice near the New Mexico/Texas border. Operations of the landfill are under contract management with a private landfill operations firm. LCSWA is currently in process of constructing a new cell for the landfill. It is expected to be placed in service during the FY 18 fiscal year. This will be the fifth (5th) cell constructed since the opening of the landfill.

Lea County collects an annual administrative fee of 3% of the prior year annual revenue for providing fiscal management of the Authority. Fees have averaged approximately \$100,000 over the past five fiscal years.

Tonnage Received



810-20 Lea County Solid Waste Authority

	<u>FY 16 Actual</u>	<u>FY 17 Adjusted</u>	<u>FY 17 Actual</u>	<u>FY 18 Budget</u>	<u>% Change</u>
Revenue					
Charges for Services					
1328 - Tipping Fees	\$ 3,593,160	\$ 3,000,000	\$ 3,297,811	\$ 3,300,000	10 %
1329 - Solid Waste Rental	1,200	1,000	1,200	1,000	— %
Charges for Services Total	<u>3,594,360</u>	<u>3,001,000</u>	<u>3,299,011</u>	<u>3,301,000</u>	<u>10 %</u>
Miscellaneous					
1260 - Refunds	—	750	2	100	(87)%
1381 - Miscellaneous	—	—	106	1,000	— %
1391 - Interest On Investments	1,051	1,500	3,208	3,000	100 %
Miscellaneous	<u>1,051</u>	<u>2,250</u>	<u>3,317</u>	<u>4,100</u>	<u>82 %</u>
Total Revenue	<u>3,595,411</u>	<u>3,003,250</u>	<u>3,302,328</u>	<u>3,305,100</u>	<u>10 %</u>
Expenditures					
Salaries & Benefits					
2002 - Full-Time Positions	37,748	56,192	56,192	62,670	12 %
2005 - Overtime	2,121	15,600	1,280	10,000	(36)%
2063 - PERA	5,454	12,136	11,912	9,072	(25)%
2064 - FICA	3,039	6,211	6,211	5,636	(9)%
2065 - Health Insurance	7,513	17,868	17,868	18,005	1 %
2200 - Retiree Health Care	780	1,801	1,801	1,786	(1)%
2208 - Vacation	—	1,000	—	1,000	— %
2209 - Straight Time - OT	280	—	—	—	— %
Total Salaries & Benefits	<u>56,936</u>	<u>110,808</u>	<u>95,264</u>	<u>108,169</u>	<u>(2)%</u>
Operating Costs					
2007 - Communications	1,296	2,000	1,828	2,000	— %
2008 - Printing & Publishing	7,603	10,000	4,877	10,000	— %
2009 - Office Supplies	1,766	4,000	2,616	2,000	(50)%
2010 - Travel/Per Diem	639	2,000	1,111	2,000	— %
2011 - Vehicle - Gas & Oil	7,661	15,000	8,218	15,000	— %
2016 - Education/Registration/Dues	750	3,600	550	3,600	— %
2025 - Utilities	6,885	20,000	6,720	20,000	— %
2062 - Audit	7,000	7,800	7,591	7,800	— %
2111 - Vehicle - Maintenance	—	1,500	1,021	1,500	— %
2130 - Computers And Peripherals	4,643	2,500	2,475	5,000	100 %
2203 - Contract Services	25,708	370,000	89,764	50,000	(86)%
2204 - Landfill Operator (Camino Real)	1,341,319	1,681,000	1,457,393	1,681,000	— %
2207 - Administrative Fee	112,936	113,100	107,862	99,783	(12)%
2700 - Maintenance	27,275	20,000	18,167	20,000	— %
2802 - Staff Labor	20,065	55,000	45,083	55,000	— %
2895 - Refunds	2,246	750	106	750	— %
2908 - Permit Renewal	—	—	—	320,000	— %
Total Operating Costs	<u>1,567,790</u>	<u>2,308,250</u>	<u>1,755,383</u>	<u>2,295,433</u>	<u>(1)%</u>

810-20 Lea County Solid Waste Authority

	<u>FY 16 Actual</u>	<u>FY 17 Adjusted</u>	<u>FY 17 Actual</u>	<u>FY 18 Budget</u>	<u>% Change</u>
Total Expenditures	1,624,726	2,419,058	1,850,647	2,403,602	(1)%
Net Change from Operations	1,970,685	584,192	1,451,680	901,498	54 %
Capital Outlays (See Detail)	83,273	1,925,000	1,026,028	900,000	(53)%
Net Change in Fund Balance	1,887,411	(1,340,808)	425,653	1,498	(100)%
Cash Fund Balance Beginning of Year	5,265,521	7,152,932	7,152,932	6,432,019	(10)%
Cash Transfer from the General Fund	—	(1,146,566)	(1,146,566)	—	(100)%
Cash Fund Balance End of Year	<u>\$ 7,152,932</u>	<u>\$ 4,665,558</u>	<u>\$ 6,432,019</u>	<u>\$ 6,433,517</u>	<u>38 %</u>

810-20 Lea County Solid Waste Authority

	<u>FTE</u>	<u>Salary</u>	<u>FICA & Medicare</u>	<u>PERA</u>	<u>Group Health Ins.</u>	<u>Retiree Ins.</u>	<u>Total</u>
810-20 LCSWA							
Full-Time Positions							
Director	0.10	9,849	753	1,426	1,501	281	13,809
Environmental Tech	1.00	30,909	2,365	4,474	6,675	881	45,303
Supervisor	0.50	21,913	1,676	3,172	9,830	625	37,215
Full-Time Positions Total	<u>1.60</u>	<u>62,670</u>	<u>4,794</u>	<u>9,072</u>	<u>18,005</u>	<u>1,786</u>	<u>96,327</u>
Overtime		10,000	765	—	—	—	10,765
Vacation		1,000	77	—	—	—	1,077
Solid Waste Authority Total	<u>1.60</u>	<u>\$ 73,670</u>	<u>\$ 5,636</u>	<u>\$ 9,072</u>	<u>\$ 18,005</u>	<u>\$ 1,786</u>	<u>\$ 108,169</u>

810-20 Lea County Solid Waste Authority

	<u>FY 16 Actual</u>	<u>FY 17 Adjusted</u>	<u>FY 17 Actual</u>	<u>FY 18 Budget</u>	<u>% Change</u>
Capital Outlays					
4314 - Landfill Cell Construction	\$ —	\$ 1,700,000	\$ 1,006,295	\$ 700,000	(58.8)%
4642 - Landfill Improvements	\$ 83,273	\$ 200,000	\$ 17,359	\$ 200,000	— %
4644 - Landfill Structure Improvements	\$ —	\$ 25,000	\$ 2,374	\$ —	(100.0)%
Total Capital Outlays	<u>\$ 83,273</u>	<u>\$ 1,925,000</u>	<u>\$ 1,026,028</u>	<u>\$ 900,000</u>	<u>(53.2)%</u>

Lea County Solid Waste Authority Sinking Fund Fiscal Year 2017 - 2018 Budget



Lea County Solid Waste Authority Sinking Fund

Mission Statement

To ensure that funds are available to meet the state requirements for closure and post-closures costs of the landfill facility.

Function

The Lea County Solid Waste Authority (LCSWA) Board of Directors has approved a resolution securing funds to meet the required closure and post-closure costs of the landfill facility. Estimates for closure and post-closure expenses are calculated annually by an outside engineering firm and it is the intention of the board to secure funds annually based upon these estimates. As of June 30, 2017, the amount of funds secured is \$2,056,959.

Currently, the LCSWA is the only landfill in the State of New Mexico who fully funds closure and post-closures expenses.

811 - Lea County Solid Waste Authority Sinking Fund

	<u>FY 16 Actual</u>	<u>FY 17 Adjusted</u>	<u>FY 17 Actual</u>	<u>FY 18 Budget</u>	<u>% Change</u>
Revenue					
Miscellaneous					
1391 - Interest On Investments	\$ 2,580	\$ 3,000	\$ 5,053	3,000	— %
Miscellaneous	<u>2,580</u>	<u>3,000</u>	<u>5,053</u>	<u>3,000</u>	<u>— %</u>
Total Revenue	<u>2,580</u>	<u>3,000</u>	<u>5,053</u>	<u>3,000</u>	<u>— %</u>
Net Change from Operations	<u>2,580</u>	<u>3,000</u>	<u>5,053</u>	<u>3,000</u>	<u>— %</u>
Capital Outlays (See Detail)	<u>—</u>	<u>—</u>	<u>—</u>	<u>—</u>	<u>— %</u>
Net Change in Fund Balance	2,580	3,000	5,053	3,000	— %
Cash Fund Balance Beginning of Year	902,760	905,340	905,340	2,056,959	127 %
Cash Transfer from the General Fund	<u>—</u>	<u>1,146,566</u>	<u>1,146,566</u>	<u>—</u>	<u>(100)%</u>
Cash Fund Balance End of Year	<u>\$ 905,340</u>	<u>\$ 2,054,906</u>	<u>\$ 2,056,959</u>	<u>\$ 2,059,959</u>	<u>— %</u>

Lea County Water Users Association

Fiscal Year 2017 - 2018 Budget



Lea County Water Users Association

Mission Statement

To facilitate the cooperation of Lea County, the City of Hobbs, the City of Lovington, the City of Eunice, the City of Jal, and the Town of Tatum in addressing water rights issues throughout the County.

Function

The Lea County Water User's Association (LCWUA) was formed in 1997 by Lea County, the Town of Tatum and the Cities of Eunice, Hobbs, Jal and Lovington to address certain water rights issues and to formulate a 40 year water plan.

The original water plan is complete but due to increased interest in water rights in Lea County, the authority continues to exist and is available should the Association be needed.

635-35 Lea County Water User's Association

	<u>FY 16 Actual</u>	<u>FY 17 Adjusted</u>	<u>FY 17 Actual</u>	<u>FY 18 Budget</u>	<u>% Change</u>
Revenue					
Miscellaneous					
1681 - Hobbs - WUA Revenue	\$ —	\$ 200	\$ —	\$ —	(100)%
1682 - Lovington - WUA Revenue	—	150	—	—	(100)%
1683 - Eunice - WUA Revenue	—	50	—	—	(100)%
1684 - Jal - WUA Revenue	—	50	—	—	(100)%
1685 - Tatum - WUA Revenue	—	50	—	—	(100)%
Miscellaneous Total	<u>—</u>	<u>500</u>	<u>—</u>	<u>—</u>	<u>(100)%</u>
Total Revenue	<u>—</u>	<u>500</u>	<u>—</u>	<u>—</u>	<u>(100)%</u>
Expenditures					
Operating Costs					
2008 - Printing & Publishing	1,415	1,000	1,000	1,500	50 %
2062 - Audit	—	4,275	—	—	(100)%
2102 - Contract - Legal	—	500	—	—	(100)%
Total Operating Costs	<u>1,415</u>	<u>5,775</u>	<u>1,000</u>	<u>1,500</u>	<u>(74)%</u>
Total Expenditures	<u>1,415</u>	<u>5,775</u>	<u>1,000</u>	<u>1,500</u>	<u>(74)%</u>
Net Change from Operations	<u>(1,415)</u>	<u>(5,275)</u>	<u>(1,000)</u>	<u>(1,500)</u>	<u>(72)%</u>
Capital Outlays (See Detail)	<u>—</u>	<u>—</u>	<u>—</u>	<u>—</u>	<u>— %</u>
Net Change in Fund Balance	<u>(1,415)</u>	<u>(5,275)</u>	<u>(1,000)</u>	<u>(1,500)</u>	<u>(72)%</u>
Cash Fund Balance Beginning of Year	28,971	27,556	27,556	26,556	(4)%
Cash Transfer from the General Fund	<u>—</u>	<u>—</u>	<u>—</u>	<u>—</u>	<u>— %</u>
Cash Fund Balance End of Year	<u>\$ 27,556</u>	<u>\$ 22,281</u>	<u>\$ 26,556</u>	<u>\$ 25,056</u>	<u>12 %</u>

APPENDICES

Lea County 2017 Tax Levies

1 - LOVINGTON

State.....	1.360
County Residential.....	6.916
County Non-Residential.....	10.600
School Residential.....	11.359
School Non-Residential.....	11.705
City Residential.....	3.699
City Non-Residential.....	5.650
Junior College Residential.....	3.524
Junior College Non-Residential.....	5.000
Nor-Lea Hospital Residential.....	4.000
Nor-Lea Hospital Non-Residential.....	4.000
RESIDENTIAL INSIDE.....	30.858
RESIDENTIAL OUTSIDE.....	27.159
NON-RESIDENTIAL INSIDE.....	38.315
NON-RESIDENTIAL OUTSIDE.....	32.665

8 - EUNICE

State.....	1.360
County Residential.....	6.916
County Non-Residential.....	10.600
School Residential.....	14.524
School Non-Residential.....	14.837
City Residential.....	5.359
City Non-Residential.....	7.650
Junior College Residential.....	3.524
Junior College Non-Residential.....	5.000
Eunice Hospital Residential.....	1.900
Eunice Hospital Non-Residential.....	2.000
RESIDENTIAL INSIDE.....	33.583
RESIDENTIAL OUTSIDE.....	28.224
NON-RESIDENTIAL INSIDE.....	41.447
NON-RESIDENTIAL OUTSIDE.....	33.797

2017 Tax Levies

Lea County New Mexico

Dollars & Cents per 1,000 Net Taxable Value
ASSESSED VALUATION
 \$3,595,509,017

16 - HOBBS

State.....	1.360
County Residential.....	6.916
County Non-Residential.....	10.600
School Residential.....	11.920
School Non-Residential.....	12.316
City Residential.....	3.900
City Non-Residential.....	5.555
Junior College Residential.....	3.524
Junior College Non-Residential.....	5.000
RESIDENTIAL INSIDE.....	27.620
RESIDENTIAL OUTSIDE.....	23.720
NON-RESIDENTIAL INSIDE.....	34.831
NON-RESIDENTIAL OUTSIDE.....	29.276

Sharla Kennedy
ASSESSOR

100 N Main, Suite 2 (575) 396-8626
 Lovington, New Mexico

Susan Marinovich
TREASURER

100 N Main, Suite 3 (575) 396-8643
 Lovington, New Mexico

19 - JAL

State.....	1.360
County Residential.....	6.916
County Non-Residential.....	10.600
School Residential.....	6.008
School Non-Residential.....	6.126
City Residential.....	5.816
City Non-Residential.....	7.650
Junior College Residential.....	3.524
Junior College Non-Residential.....	5.000
Jal Hospital Residential.....	2.990
Jal Hospital Non-Residential.....	3.000
RESIDENTIAL INSIDE.....	26.614
RESIDENTIAL OUTSIDE.....	20.798
NON-RESIDENTIAL INSIDE.....	33.736
NON-RESIDENTIAL OUTSIDE.....	26.086

28 - TATUM

State.....	1.360
County Residential.....	6.916
County Non-Residential.....	10.600
School Residential.....	7.248
School Non-Residential.....	7.665
City Residential.....	3.090
City Non-Residential.....	4.225
Junior College Residential.....	3.524
Junior College Non-Residential.....	5.000
Nor-Lea Hospital Residential.....	4.000
Nor-Lea Hospital Non-Residential.....	4.000
RESIDENTIAL INSIDE.....	26.138
RESIDENTIAL OUTSIDE.....	23.048
NON-RESIDENTIAL INSIDE.....	32.850
NON-RESIDENTIAL OUTSIDE.....	28.625

Lea County 2017 Tax Levies

**2017 TAX LEVIES
LEA COUNTY, NEW MEXICO**

STATE
Debt Service 1.360

COUNTY
Operational Residential 6.916
Operational Non-Residential 10.600

MUNICIPAL
LOVINGTON
Operational Residential 3.699
Operational Non-Residential 5.650

EUNICE
Operational Residential 5.359
Operational Non-Residential 7.650

HOBBS
Operational Residential 3.900
Operational Non-Residential 5.555

JAL
Operational Residential 5.816
Operational Non-Residential 7.650

TATUM
Operational Residential 3.090
Operational Non-Residential 4.225

LIVESTOCK
Cattle Indemnity 10.000
Sheep & Goats 10.000
Dairy Cattle 5.000
Bison 9.972
Horses 6.965

SCHOOL DISTRICTS

1 – LOVINGTON
Operational Residential 0.230
Operational Non-Residential 0.500
Capital Improvement HB33 (R) 2.000
Capital Improvement HB33 (NR) 2.000
Capital Improvement (R) 1.924
Capital Improvement (NR) 2.000
Debt Service 7.205

8 – EUNICE
Operational Residential 0.258
Operational Non-Residential 0.500
Capital Improvement HB33(R) 5.947
Capital Improvement HB33 (NR) 6.000
Capital Improvement (R) 1.982
Capital Improvement (NR) 2.000
Debt Service 6.337

16 – HOBBS
Operational Residential 0.252
Operational Non-Residential 0.500
Capital Improvement HB33(R) 3.901
Capital Improvement HB33 (NR) 4.000
Capital Improvement (R) 1.951
Capital Improvement (NR) 2.000
Debt Service 5.816

19 – JAL
Operational Residential 0.382
Operational Non-Residential 0.500
Capital Improvement (R) 2.000
Capital Improvement (NR) 2.000
Debt Service 3.626

28 – TATUM
Operational Residential 0.234
Operational Non-Residential 0.500
Capital Improvement (R) 1.849
Capital Improvement (NR) 2.000
Debt Service 5.165

**2017
TAX LEVIES**

**LEA COUNTY
NEW MEXICO**

**SHARLA
KENNEDY
ASSESSOR**

**SUSAN
MARINOVICH
TREASURER**

Infrastructure Capital Improvement Plan FY 2019-2023

**Lea County
Project Summary**

ID	Year	Rank	Project Title	Category	Funded to date					2023	Total Project Cost	Amount Not Yet Funded	Phases?
					2019	2020	2021	2022	2023				
25414	2019	001	Lea County Courthouse Remodel	Adm/Service Facilities (local)	10,000,000	5,000,000	1,500,000	0	0	0	16,500,000	6,500,000	Yes
25407	2019	002	Event Center Infrastructure	Cultural Facilities	1,365,000	3,000,000	3,000,000	0	0	0	7,365,000	6,000,000	No
25406	2019	003	Lea Airport Terminal Expansion	Airports	1,475,000	2,000,000	0	0	4,000,000	4,025,000	11,500,000	10,025,000	Yes
23179	2019	004	Faargrounds Rehabilitation/Restoration	Cultural Facilities	1,000,000	2,000,000	1,000,000	1,000,000	1,000,000	1,000,000	7,000,000	6,000,000	Yes
33043	2019	005	ISO Fire Improvements	Fire	471,767	500,000	500,000	0	0	0	1,471,767	1,000,000	Yes
31829	2019	006	Detention Center Renovation Project	Public Safety Equipment/Bldgs	1,586,891	4,500,000	3,000,000	3,000,000	3,000,000	3,000,000	18,086,892	16,500,000	Yes
28218	2019	007	Knowlves Fire Department Station #2	Fire	250,000	50,000	0	0	0	0	300,000	50,000	No
33005	2019	008	Community Center Renovations	Other	500,000	500,000	500,000	500,000	500,000	500,000	3,000,000	2,500,000	Yes
12230	2019	009	New Indoor Equestrian Arena	Cultural Facilities	6,250,000	2,485,000	2,065,000	0	0	0	10,800,000	4,550,000	Yes
12420	2019	010	New Judicial Complex	Adm/Service Facilities (local)	33,350,000	2,000,000	0	0	0	0	35,350,000	2,000,000	Yes
30135	2019	011	Intersection Improvements to Varrous Co. Hiways/Roads/Streets/Bridges	Hiways/Roads/Streets/Bridges	400,000	400,000	400,000	400,000	400,000	400,000	2,400,000	2,000,000	Yes
Roadways													
28194	2019	012	Extension to NM 483	Hiways/Roads/Streets/Bridges	2,100,000	3,100,000	0	0	0	0	5,200,000	3,100,000	No
28163	2019	013	Water System	Utilities (publicly-owned)	348,434	300,000	300,000	300,000	200,000	0	1,448,434	1,100,000	No
28208	2019	014	Bennett Colonias' Infrastructure Project	Wastewater	320,602	400,000	400,000	379,398	0	0	1,500,000	1,179,398	No
28315	2019	015	Eunice Convenience Center	Solid Waste	550,000	20,000	0	0	0	0	570,000	20,000	No
32996	2019	016	HOB Apron Rehabilitation Project Design/Airports	Airports	0	175,000	0	0	0	0	175,000	175,000	No

Friday, December 8, 2017

Lea County/ICIP 06000

Infrastructure Capital Improvement Plan FY 2019-2023

28298	2019	017	Property Acquisition HOB RW 12-30	Airports	0	100,000	0	0	0	0	100,000	100,000	No
28234	2019	018	Runway 3-21 Safety Improvements	Airports	0	1,500,000	0	0	0	0	1,500,000	1,500,000	No
28285	2019	019	Lovington Airport Runway 3/21 Crack Seal	Airports	0	220,000	0	0	0	0	220,000	220,000	No
28327	2019	020	Runway 1-19 Jal Airport Rehab	Airports	0	100,000	0	0	0	0	100,000	100,000	No
28295	2019	021	Jal Airport Security Fence	Airports	0	200,000	0	0	0	0	200,000	200,000	No
28225	2020	001	HOB Airfield Taxiway Improvements	Airports	0	0	166,000	0	0	0	166,000	166,000	No
28237	2020	002	Property Acquisition Lovington Airport	Airports	0	0	35,000	0	0	0	35,000	35,000	No
33107	2020	003	Install PAPI - Lovington Airport	Airports	0	0	100,000	0	0	0	100,000	100,000	No
28307	2020	004	Jal Airport - Install AWOS	Airports	0	0	250,000	0	0	0	250,000	250,000	No
28301	2020	005	Road Relocation HOB	Airports	0	0	500,000	0	0	0	500,000	500,000	No
28246	2020	006	HOB Runway 3-21 Extension	Airports	0	0	2,670,000	0	0	0	2,670,000	2,670,000	No
28213	2021	001	Kansas Rehabilitation	Highways/Roads/Streets/Bridges	0	0	0	250,000	250,000	1,500,000	2,000,000	2,000,000	No
33108	2021	002	HOB - Terminal Ramp Reconstruction	Airports	0	0	0	2,000,000	3,000,000	0	5,000,000	5,000,000	No
28258	2021	003	Property Acquisition Jal Airport	Airports	0	0	0	75,000	0	0	75,000	75,000	No
28299	2021	004	HOB Apron Rehab	Airports	0	0	0	3,762,000	0	0	3,762,000	3,762,000	No
32945	2022	001	Buckeye Rehabilitation	Highways/Roads/Streets/Bridges	0	0	0	0	3,400,000	0	3,400,000	3,400,000	No
28210	2022	002	Alabama Rehabilitation	Highways/Roads/Streets/Bridges	0	0	0	0	3,000,000	0	3,000,000	3,000,000	No
28209	2022	003	Maddox Roadway Extension to Alabama	Highways/Roads/Streets/Bridges	0	0	0	0	1,810,000	1,800,000	3,610,000	3,610,000	No
28243	2022	004	Mill Overlay Parallel Taxiway	Airports	0	0	0	0	1,000,000	0	1,000,000	1,000,000	No
33109	2022	005	HOB - ARFF Fire Truck Replacement	Airports	0	0	0	0	700,000	0	700,000	700,000	No
32944	2023	001	Campbell Road Rehabilitation	Highways/Roads/Streets/Bridges	0	0	0	0	0	0	3,920,000	3,920,000	No

Friday, December 8, 2017

Lea County/ICIP 06000

Infrastructure Capital Improvement Plan FY 2019-2023

28310	2023	002	Hobbs Convenience Center expansion	Solid Waste	0	0	0	0	0	0	1,000,000	1,000,000	1,000,000	No	
32943	2023	003	HOB - RW 17-35 Rehab	Airports	0	0	0	0	0	0	1,100,000	1,100,000	1,100,000	No	
28281	2023	004	Taxiway C Relocation HOB	Airports	0	0	0	0	0	0	1,200,000	1,200,000	1,200,000	No	
13897	2023	005	Water System Rehab @ Lea Regional Airport	Airports	0	0	0	0	0	0	1,500,000	1,500,000	1,500,000	Yes	
31824	2023	006	HOB Airport - Emergency Generator	Airports	0	0	0	0	0	0	750,000	750,000	750,000	No	
28279	2023	007	Renovations to Taxiways HOB	Airports	0	0	0	0	0	0	800,000	800,000	800,000	No	
Number of projects:															
Grand Totals															
Funded to date:															
					59,967,688	28,550,000	16,386,000	11,666,398	22,260,000	22,495,000	161,325,104	Total Project Cost:	101,357,400	Total Not Yet Funded:	

Friday, December 8, 2017

Lea County/ICIP 06000

Acronyms

CGMA	Chartered Global Management Accountant
CPA	Certified Public Accountant
DWI	Driving While Intoxicated
ELEA	Eddy-Lea Energy Alliance
EMPG	Emergency Management Performance Grant
ETZ	Extra-Territorial Zone
FAA	Federal Aviation Administration
FTE	Full Time Equivalent
GIS	Geographic Information Systems
GRT	Gross Receipts Tax
HIDTA	High Intensity Drug Trafficking Area
IAAO	International Association of Assessing Officers
ICIP	Infrastructure Capital Improvement Plan
IT	Information Technology
JAG	Justice Assistance Grant
JPA	Joint Powers Agreement
LCCA	Lea County Communications Authority
LCDTF	Lea County Drug Task Force
LCSWA	Lea County Solid Waste Authority
LEPF	Law Enforcement Protection Fund
LPB	Local Public Body
NM DFA LGD	New Mexico Department of Finance and Administration Local Government Division
NM-OSA	New Mexico Office of the State Auditor
NMDOT	New Mexico Department of Transportation
NMSA 1978	New Mexico Statutes Annotated 1978
NMTRD	New Mexico Taxation and Revenue Department
PE	Professional Engineer
PILTS	Payment in Lieu of Taxes

Consideration of Approval of Lea County Resolution No. 17-DEC-263R Authorizing In State Travel in January 2018 to Santa Fe, New Mexico for the New Mexico Association of Counties Legislative Conference and to Attend Legislative Meetings.



On 09/15/2016, the LCBCC adopted LC Res. No. 16-SEP-188R approving Travel, Per Diem, Mileage, & Reimbursement Policies for Lea County. The LCBCC's approval/ratification by majority vote is required for all in-state travel (outside of Lea County) for the County Manager and LCBCC. The County Manager has submitted the following in-state travel requests for authorization:

Traveler(s): Michael Gallagher; Dean Jackson; Rebecca Long; Ron Black; Jonathan Sena, Don Jones
Department: Executive Department: Manager/Commission
Travel Dates: January 14 - 19, 2018
Location: Santa Fe, New Mexico.
Purpose: NMAC Legislative Conference & Meetings

LEA COUNTY, NEW MEXICO TRAVEL ORDER & EXPENSE REQUEST
 (one form per employee)

Date: _____ Department: Executive Employee: _____

Purpose of Travel: Conference Official Business Professional Meeting Training (attach training form)

This travel is: Mandatory Not Mandatory

Budget Line Item #: _____

Specific Purpose: _____

Destination: In-State Out-of-State Actual Expenses Per-Diem Expenses

Departure Date/Time: _____ Return Date/Time: _____

Transportation: County Vehicle Air Private Vehicle

This trip is necessary and beneficial to Lea County. Travel is requested by: _____

Estimated Expenses

Transportation	\$ _____
Lodging	\$ _____
Parking	\$ _____
Mileage	\$ _____
Meals	\$ _____
Registration	\$ _____
Other	\$ _____
Per-Diem	\$ _____
TOTAL	\$ _____

Actual Expenses Requested Actual expenses requested for lodging and requested, for reimbursement of actual meals expenses (Meal maximum of \$30.00 for In-State or \$45.00 for Out-of-State within a 24 hour period. Lodging over \$125 must be approved by the County Manager prior to and after return from travel.)

Justification: _____

Advance Requested \$ _____ (maximum of 80% total estimate)

Travel: _____

Actual Expense Reimbursement: Approved Not Approved

Advance is: Approved Not Approved

Out-of-State Travel is: Approved Not Approved

 Lea County Manager Use

 Lea County Manager Use

 Lea County Manager Use

 Use

Revised September 15, 2016
 Resolution No. 16-SEP-188R



**LEA COUNTY BOARD OF COUNTY COMMISSIONERS
AGENDA ITEM SUMMARY FORM**

LCBCC Meeting Date: Thursday, December 14, 2017

Submit this summary form & all attachments to the Finance Director clow@leacounty.net & cc the Executive Coordinator sstout@leacounty.net by: **November 28, 2017**

County Manager Approval (mgallagher@leacounty.net) required for all time sensitive issues that do not meet the above deadline.

DATE SUBMITTED mm-dd-yyyy: 12/12/2017	SUBMITTED BY Name/Title/Dept: Sandra J. Stout-Brito, Executive Coordinator, LCM/LCBCC
SUBJECT: In-State Travel Authorization for Manager & LCBCC for NMAC Legislative Conferences & Legislative Meetings in Santa Fe, NM	ATTACHMENT(S): 1) Resolution 2) Travel Authorizations
NO. OF ORIGINALS FOR SIGNATURE: 01 Resolution 06 Travel Form 00 ***Select One**	ACTION REQUESTED: Action Item

STRATEGIC PLAN Implementation of 5 Year Strategic Plan:
 Section 2.1: Collaboration & partnership with local communities, agencies and government entities is essential for success.
 Section 2.8: Continuous interaction with the State of New Mexico and statewide organizations is required to protect the County's interests.

SUMMARY:
 On 09/15/2016, the LCBCC adopted LC Res. No. 16-SEP-188R approving Travel, Per Diem, Mileage, & Reimbursement Policies for Lea County. The LCBCC's approval/rafication by majority vote is required for all in-state travel (outside of Lea County) for the County Manager and LCBCC. The County Manager has submitted the following in-state travel requests for authorization:
Traveler(s): Michael Gallagher; Dean Jackson; Rebecca Long; Ron Black; Jonathan Sena, Don Jones
Department: Executive Department: Manager/Commission
Travel Dates: January 14 - 19, 2018
Location: Santa Fe, New Mexico.
Purpose: NMAC Legislative Conference & Meetings

Requested Items Needed for Presentation Easels/Laptop/Projector/Etc.: Easel <input type="checkbox"/> Laptop <input checked="" type="checkbox"/> Projector <input checked="" type="checkbox"/> Other: _____ <small>If checked, how many:</small>	See Additional Summary Attached <input type="checkbox"/>
---	--

SUBMITTER'S RECOMMENDATION(S): Submitted 12/12/2017 Review & Approve Travel Requests	Submitter's Signature Department Director, Etc. <small>Digitally signed by Sandra J. Stout-Brito DN: cn=Sandra J. Stout-Brito, o=Lea County Government, ou=Executive, email=sstout@leacounty.net, c=US Date: 2017.12.12 09:13:25 -0700</small>
---	--

FINANCE REVIEW Fiscal Impact/Cost:	Reviewed by Finance Director
------------------------------------	------------------------------

LEGAL REVIEW: ByPass Legal Review (Note: Travel does not need legal review)	Reviewed by County Attorney ByPass Legal Review <small>Digitally signed by ByPass Legal Review DN: cn=ByPass Legal Review, o=Lea County Government, ou=Legal, email=stout@leacounty.net, c=US Date: 2017.12.12 09:13:46 -0700</small>
---	---

COUNTY MANAGER REVIEW:	Approved by County Manager to be Placed on Agenda 12-13-2017
------------------------	---

Item 0206	RECORDING SECRETARY'S USE ONLY - COMMISSION ACTION TAKEN	
Approved: _____	Denied: _____	Other: _____
Resolution No. <u>17-DEC-263R</u>	Policy No. _____	Ordinance No. _____
Continued To: _____	Referred To: _____	Comments: _____

Lea County

DEC 11 2017

LCBCC Meeting

STATE OF NEW MEXICO
COUNTY OF LEA
RESOLUTION NO. 17-DEC-263R

A RESOLUTION AUTHORIZING IN-STATE TRAVEL IN JANUARY 2018 TO SANTA FE, NEW MEXICO
FOR THE NEW MEXICO ASSOCIATION OF COUNTIES LEGISLATIVE CONFERENCE
AND TO ATTEND LEGISLATIVE MEETINGS

WHEREAS, on September 15, 2016, the Lea County Board of County Commissioners adopted Lea County Resolution No. 16-SEP-188R approving Travel, Per Diem, Mileage, and Reimbursement Policies for Lea County; and

WHEREAS, Paragraph 14 Section G of the Travel, Per Diem, Mileage, and Reimbursement Policies requires Commission Meeting approval for the Lea County Manager and Commissioners; and

WHEREAS, the Lea County Manager submitted the following in-state travel vouchers for authorization; and

Traveler(s): Michael Gallagher
Dean Jackson
Rebecca Long
Ron R. Black
Jonathan Sena
Don Jones

Department: Executive Department (Manager/Commission)

Travel Dates: January 14 - 19, 2018

Location: Santa Fe, New Mexico

Purpose: New Mexico Association of Counties Legislative Conference
Legislative Meetings

WHEREAS, the Lea County Board of County Commissioners authorization is required for the above listed travel; and,

NOW THEREFORE, BE IT RESOLVED by the Board of County Commissioners of Lea County that the above listed travel is hereby authorized.

PASSED AND APPROVED on this 14th day of December, 2017, by the Lea County Board of County Commissioners in an open meeting in Lovington, New Mexico.

LEA COUNTY BOARD OF COUNTY COMMISSIONERS

Ron R. Black, Chair
Voted: Yes No Abstain

Rebecca Long, Vice Chair
Voted: Yes No Abstain

Dean Jackson, Member
Voted: Yes No Abstain

Jonathan Sena, Member
Voted: Yes No Abstain

Richard Don Jones, Member
Voted: Yes No Abstain

ATTEST: Keith Manes
Lea County Clerk

**APPROVED AS TO FORM AND LEGAL
SUFFICIENCY:**

By: _____
Kelli Williams, Deputy Clerk

John W. Caldwell, County Attorney

Consideration of Approval of Lea County Resolution No. 17-DEC-264R Adopting the 2018 Legislative Priorities of Lea County.

1



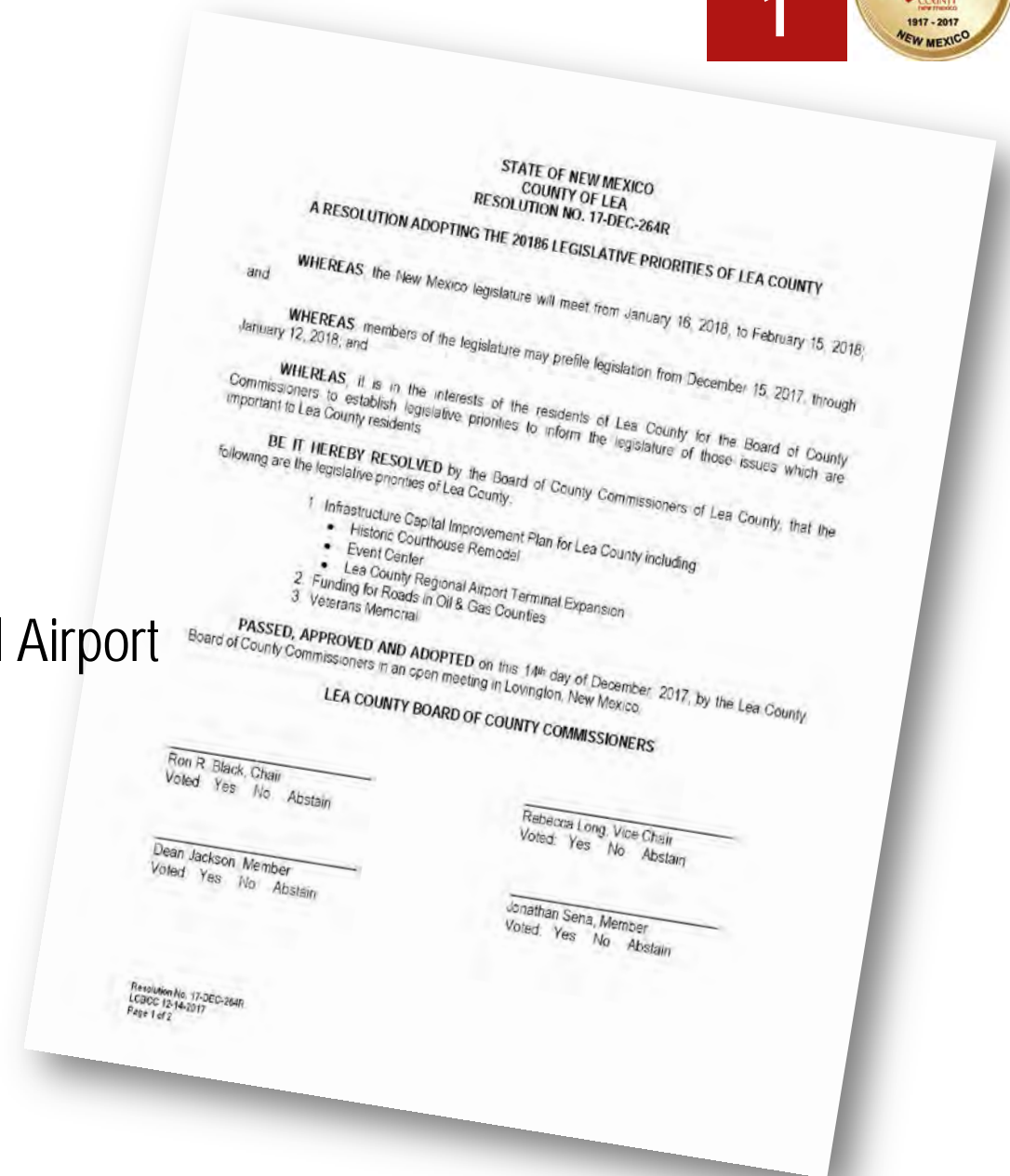
- 2018 Priorities:

1. ICIP:

- Historic Courthouse Remodel
- Event Center
- Terminal Expansion at Lea County Regional Airport

2. Funding for roads in oil & gas counties

3. Veterans Memorial



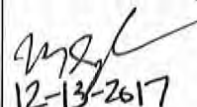


**LEA COUNTY BOARD OF COUNTY COMMISSIONERS
AGENDA ITEM SUMMARY FORM**

LCBCC Meeting Date: Thursday, December 14, 2017

Submit this summary form & all attachments to the Finance Director clow@leacounty.net & cc the Executive Coordinator stout@leacounty.net by: **November 28, 2017**

County Manager Approval (mgallagher@leacounty.net) required for all time sensitive issues that do not meet the above deadline.

DATE SUBMITTED mm-dd-yyyy: 12/12/2017	SUBMITTED BY Name/Title/Dept: Sandra J. Stout-Brito, Executive Coordinator, LCM/LCBBCC
SUBJECT: Adopt Lea County's 2018 Legislative Priorities	ATTACHMENT(S): 1) Resolution
NO. OF ORIGINALS FOR SIGNATURE: 01 Resolution 00 ***Select One** 00 ***Select One**	ACTION REQUESTED: Action Item
STRATEGIC PLAN Implementation of 5 Year Strategic Plan: Section 2.1 Collaboration & partnership with local communities, agencies and government entities is essential for success. Section 2.4 Leverage resources to the fullest extent to maximize the return to the public and minimize cost to tax payer. Section 2.8 Continuous interaction with the State of New Mexico and statewide organizations is required to protect the County's interests.	
SUMMARY: 1. Infrastructure Capital Improvement Plan for Lea County including: <ul style="list-style-type: none"> • Historic Courthouse Remodel • Event Center • Lea County Regional Airport Terminal Expansion 2. Funding for Roads in Oil & Gas Counties 3. Veterans Memorial	
Requested Items Needed for Presentation Easels/Laptop/Projector/Etc.: Easel <input type="checkbox"/> Laptop <input checked="" type="checkbox"/> Projector <input checked="" type="checkbox"/> Other: _____ <small>If checked, how many:</small>	See Additional Summary Attached <input type="checkbox"/>
SUBMITTER'S RECOMMENDATION(S): Submitted 12/13/2017 Review & Adopt Lea County's 2018 Legislative Priorities	Submitter's Signature Department Director, Etc.
FINANCE REVIEW Fiscal Impact/Cost: ByPass Finance Review	Reviewed by Finance Director ByPass Finance Review <small>Digitally signed by ByPass Finance Review DN: cn=ByPass Finance Review, o=Lea County Government, ou=Finance, email=stout@leacounty.net, c=US Date: 2017.12.13 13:37:32 -0700</small>
LEGAL REVIEW: ByPass Legal Review (Note: Travel does not need legal review)	Reviewed by County Attorney ByPass Legal Review <small>Digitally signed by ByPass Legal Review DN: cn=ByPass Legal Review, o=Lea County Government, ou=Legal, email=stout@leacounty.net, c=US Date: 2017.12.12 09:13:46 -0700</small>
COUNTY MANAGER REVIEW:	Approved by County Manager to be Placed on Agenda  12-13-2017
Item 0207 RECORDING SECRETARY'S USE ONLY -- COMMISSION ACTION TAKEN	
Approved: _____ Resolution No. <u>17-DEC-264R</u> Continued To: _____	Denied: _____ Policy No. _____ Referred To: _____
Other: _____ Ordinance No. _____ Comments: _____	

Lea County

Dec 14 2017

LCBCC Meeting

STATE OF NEW MEXICO
COUNTY OF LEA
RESOLUTION NO. 17-DEC-264R

A RESOLUTION ADOPTING THE 20186 LEGISLATIVE PRIORITIES OF LEA COUNTY

WHEREAS, the New Mexico legislature will meet from January 16, 2018, to February 15, 2018;
and

WHEREAS, members of the legislature may prefile legislation from December 15, 2017, through January 12, 2018; and

WHEREAS, it is in the interests of the residents of Lea County for the Board of County Commissioners to establish legislative priorities to inform the legislature of those issues which are important to Lea County residents.

BE IT HEREBY RESOLVED by the Board of County Commissioners of Lea County, that the following are the legislative priorities of Lea County:

1. Infrastructure Capital Improvement Plan for Lea County including:
 - Historic Courthouse Remodel
 - Event Center
 - Lea County Regional Airport Terminal Expansion
2. Funding for Roads in Oil & Gas Counties
3. Veterans Memorial

PASSED, APPROVED AND ADOPTED on this 14th day of December, 2017, by the Lea County Board of County Commissioners in an open meeting in Lovington, New Mexico.

LEA COUNTY BOARD OF COUNTY COMMISSIONERS

Ron R. Black, Chair
Voted: Yes No Abstain

Rebecca Long, Vice Chair
Voted: Yes No Abstain

Dean Jackson, Member
Voted: Yes No Abstain

Jonathan Sena, Member
Voted: Yes No Abstain

Richard Don Jones, Member
Voted: Yes No Abstain

ATTEST: Keith Manes
Lea County Clerk

**APPROVED AS TO FORM AND LEGAL
SUFFICIENCY:**

By: _____
Kelli Williams, Deputy Clerk

John W. Caldwell, County Attorney

Consideration of Approval of Lea County Resolution No. 17-DEC-265R Annual Certified County Maintained Mileage Report.



On an annual basis, Lea County is required to certify the total roadway mileage and type and report this information to NMDOT for their use.

A total of 1,226.3 miles of roadway were measures including 499 miles of caliche and 727 miles of paved roadways.



STATE OF NEW MEXICO
COUNTY OF LEA
RESOLUTION NO. 17-DEC-265R

2018 ANNUAL CERTIFIED COUNTY MAINTAINED MILEAGE REPORT

WHEREAS, Lea County, pursuant to NMSA 1978, Section 66-6-23 (1999), which states, the Board of County Commissioners of each county shall certify and submit an Annual Certified County Maintained Mileage report to the Secretary of the Department of Transportation, on or before April 1st of each year; and

WHEREAS, Lea County has prepared the 2018 Annual Certified County Maintained Mileage report; and

WHEREAS, Lea County has checked and certified that there are 1,226.3 miles of County Maintained roads in Lea County.

BE IT HEREBY RESOLVED by the Board of County Commissioners of Lea County, that Lea County shall certify and submit its Annual Certified County Maintained Mileage report to the Secretary of the New Mexico Department of Transportation indicating that Lea County maintains 1,226.3 miles of road.

BE IT FURTHER RESOLVED that the County Manager may finalize this request with the terms of this resolution and in the best interests of Lea County, and that the Chair of the Board of County Commissioners may sign the request on behalf of the Board of County Commissioners of Lea County.

PASSED, APPROVED and ADOPTED by the governing body at its meeting on December 14, 2017.

LEA COUNTY BOARD OF COUNTY COMMISSIONERS

Ron R. Black, Chair
Voted: Yes No Abstain

Rebecca, Long, Vice Chair
Voted: Yes No Abstain

Dean Jackson, Member
Voted: Yes No Abstain

Jonathan Sena, Member
Voted: Yes No Abstain

Richard Don Jones, Member
Voted: Yes No Abstain

ATTEST: Keith Manes
Lea County Clerk

**APPROVED AS TO FORM AND LEGAL
SUFFICIENCY:**

By: _____
Kelli Williams, Deputy Clerk

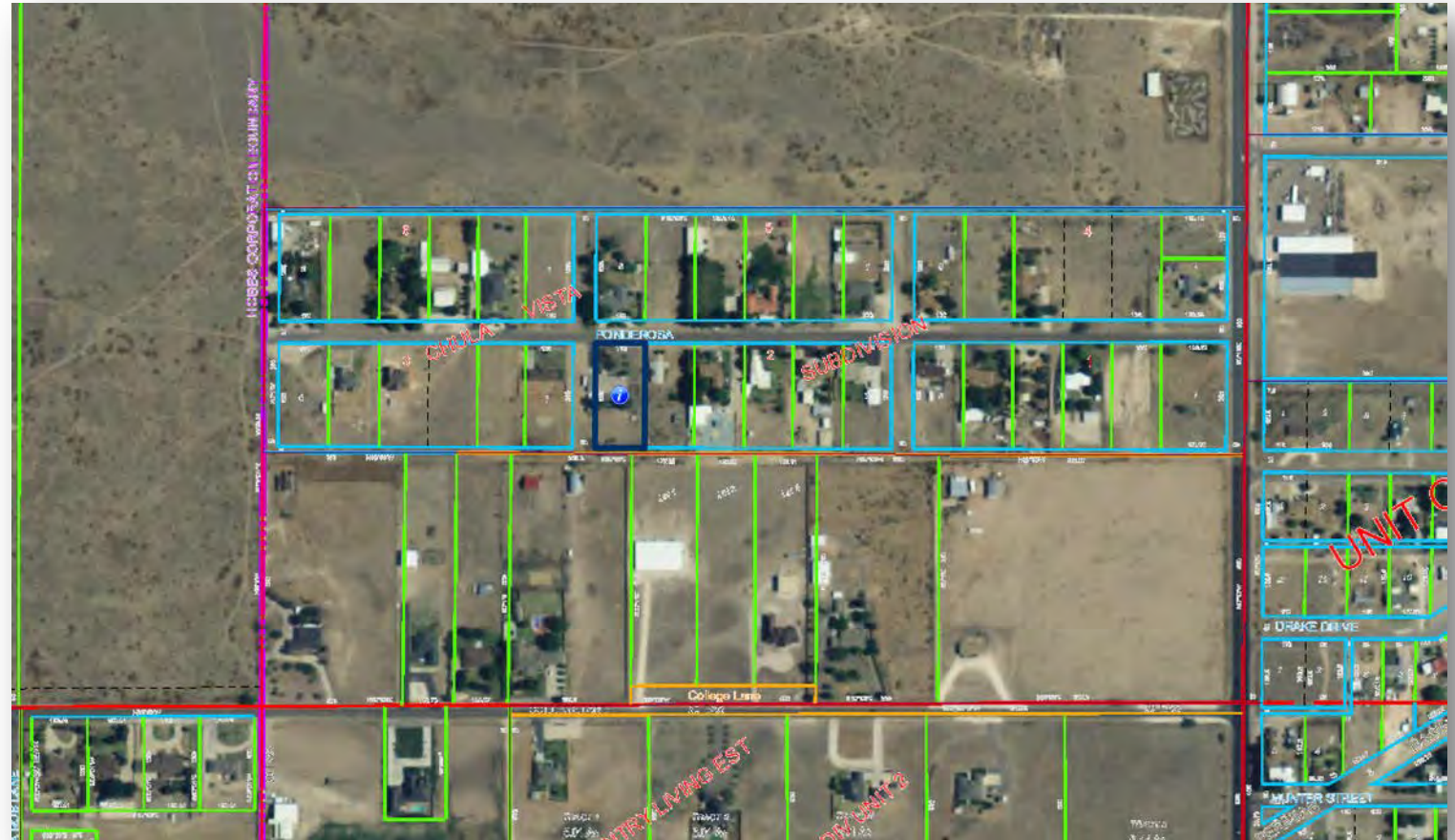
John W. Caldwell, County Attorney

Consideration of Approval of Lea County Resolution No. 17-DEC-266R Appointing a Freeholders Committee to Evaluate the Vacation of Dedicated Right of Way in Chula Vista Subdivision Adjacent to Ponderosa Road.



A landowner adjacent to the dedicated road right of way in the Chula Vista Subdivision would like Lea County to consider vacating the unimproved/unmaintained right of way.

Staff requests the LCBC appoint a 3 person freeholders committee to review and make its recommendation to the LCBC per NMSA 67-5-4.





**LEA COUNTY BOARD OF COUNTY COMMISSIONERS
AGENDA ITEM SUMMARY FORM**

LCBCC Meeting Date: Thursday, December 14, 2017

Submit this summary form & all attachments to the Finance Director clow@leacounty.net & cc the Executive Coordinator sstout@leacounty.net by: **November 28, 2017**

County Manager Approval (mgallagher@leacounty.net) required for all time sensitive issues that do not meet the above deadline.

DATE SUBMITTED mm-dd-yyyy: 12/04/2017	SUBMITTED BY Name/Title/Dept: Corey Needham/ACMO
SUBJECT: Freeholders committee - Chula Vista Subdivision	ATTACHMENT(S): Resolution
NO. OF ORIGINALS FOR SIGNATURE: 01 Resolution 00 ***Select One** 00 ***Select One**	ACTION REQUESTED: Action Item
STRATEGIC PLAN Implementation of 5 Year Strategic Plan:	
<p>SUMMARY:</p> <p>A landowner adjacent to the dedicated road right of way in the Chula Vista subdivision would like Lea County to consider vacating the unimproved/unmaintained right of way.</p> <p>Per NMSA 67-5-4 - Whenever, in the opinion of the board of county commissioners of any county, any road or part of road then established and maintained as a public highway is not needed, or the repairs of the same are burdensome and in excess of the benefits therefrom, they may at a regular meeting appoint a board of commissioners of three freeholders of the county as viewers, to view such road or part of road, and make report thereof to the board of county commissioners at their</p>	
Requested Items Needed for Presentation Easels/Laptop/Projector/Etc.: Easel <input type="checkbox"/> Laptop <input checked="" type="checkbox"/> Projector <input checked="" type="checkbox"/> Other: _____ <small>If checked, how many:</small>	See Additional Summary Attached <input checked="" type="checkbox"/>
SUBMITTER'S RECOMMENDATION(S): Submitted 12/04/2017	Submitter's Signature Department Director, Etc. Corey Needham <small>Digitally signed by Corey Needham Date: 2017.12.04 21:12:34 -07'00'</small>
FINANCE REVIEW Fiscal Impact/Cost:	Reviewed by Finance Director
LEGAL REVIEW: (Note: Travel does not need legal review)	Reviewed by County Attorney
COUNTY MANAGER REVIEW:	Approved by County Manager to be Placed on Agenda 12-13-2017
Item 0209 RECORDING SECRETARY'S USE ONLY - COMMISSION ACTION TAKEN Approved: _____ Denied: _____ Other: _____ Resolution No. <u>17-DEC-266R</u> Policy No. _____ Ordinance No. _____ Continued To: _____ Referred To: _____ Comments: _____	

Lea County

DEC 14 2017

LCBCC Meeting

Summary Form Continued...

next regular meeting, setting forth fully their finding, and if they recommend a discontinuance of such road or part of road, then the board of county commissioners may order the same vacated.

STATE OF NEW MEXICO
COUNTY OF LEA
RESOLUTION NO. 17-DEC-266R

**A RESOLUTION APPOINTING A FREEHOLDERS COMMITTEE TO EVALUATE THE VACATION OF
DEDICATED RIGHT OF WAY IN CHULA VISTA SUBDIVISION**

WHEREAS, Lea County received a request to vacate a dedicated right of way on Chula Vista Subdivision adjacent to Ponderosa Road; and

WHEREAS, pursuant to NMSA 1978 § 67-5-4, the Lea County Board of County Commissioners must appoint a three person freeholds committee; and

WHEREAS, the three person freeholders committee will evaluate and make a recommendation to the Lea County Board of County Commissioners at the next regular commission meeting setting forth their finding.

NOW, THEREFORE, BE IT RESOLVED BY LEA COUNTY, NEW MEXICO by the Board of County Commissioners of Lea County, that three freeholders be appointed to determine if the dedicated right of way should remain a dedicated right of way or be vacated and abandoned pursuant to NMSA 1978 § 67-5-4.

BE IT FURTHER RESOLVED BY LEA COUNTY that the three person freeholders are:

1. Corey Needham, Assistant County Manager of Operations
2. Nick Marinovich, Road Superintendent
3. Lorenzo Velasquez, Director of Emergency Management

BE IT FURTHER RESOLVED BY LEA COUNTY that the three freeholders will make their report to the Board of County Commissioners of Lea County at its next regular meeting.

PASSED, APPROVED and ADOPTED by the governing body at its meeting December 14, 2017

LEA COUNTY BOARD OF COUNTY COMMISSIONERS

Ron R. Black, Chair
Voted: Yes No Abstain

Rebecca, Long, Vice Chair
Voted: Yes No Abstain

Dean Jackson, Member
Voted: Yes No Abstain

Jonathan Sena, Member
Voted: Yes No Abstain

Richard Don Jones, Member
Voted: Yes No Abstain

ATTEST: Keith Manes
Lea County Clerk

**APPROVED AS TO FORM AND LEGAL
SUFFICIENCY:**


By: _____
Kelli Williams, Deputy Clerk

John W. Caldwell, County Attorney

Ponderosa-Vacation

Gary Titus
Phone: (575) 390-4273

Legend

 Road Vacation- Ponderosa

W Ponderosa Dr

Google earth

© 2017 Google

400 ft



Consideration of Approval of Lea County Resolution No. 17-DEC-267R Approving Monument Community Center Improvements.







Monument Interior improvements

Ceiling, walls and floors
Restrooms - ada functional

- Kitchen
- Doors
- Stage
- Electrical



Monument Community Center



Exterior

Asphalt parking and chip seal \$60, 566

Cement and Shade structure \$64,200

6 foot metal fence \$15,250

5 foot chain link fence \$15,300

Total Exterior \$155,316

Interior

Interior total \$160,000

Total Project \$315,000



**LEA COUNTY BOARD OF COUNTY COMMISSIONERS
AGENDA ITEM SUMMARY FORM**

LCBCC Meeting Date: Thursday, December 14, 2017

Submit this summary form & all attachments to the Finance Director clow@leacounty.net & cc the Executive Coordinator stout@leacounty.net by: **November 28, 2017**

County Manager Approval (mgallagher@leacounty.net) required for all time sensitive issues that do not meet the above deadline.

DATE SUBMITTED mm-dd-yyyy: 12/06/2017		SUBMITTED BY Name/Title/Dept: Erich Francke - Facilities Director - Facilities	
SUBJECT: Monument Community Center Improvements		ATTACHMENT(S): Pictures and cost summary	
NO. OF ORIGINALS FOR SIGNATURE: 01 Resolution 00 ***Select One** 00 ***Select One**		ACTION REQUESTED: Action Item	
STRATEGIC PLAN Implementation of 5 Year Strategic Plan: Strategic Plan 3.3 - Infrastructure and facilities - and 3.5 Safety			
SUMMARY: The Monument Community Center improvements will clean up and preserve the building and create an inviting facility that the citizens of Monument will use and enjoy. Multiple contractors will be called on to complete the project with cost not to exceed \$315,000.			
Requested Items Needed for Presentation Easels/Laptop/Projector/Etc.: Easel <input type="checkbox"/> Laptop <input checked="" type="checkbox"/> Projector <input checked="" type="checkbox"/> Other: _____ <small>If checked, how many:</small>		See Additional Summary Attached <input type="checkbox"/>	
SUBMITTER'S RECOMMENDATION(S): Submitted 12/11/2017 Approve a not to exceed budget of \$315,000 to complete the listed improvements.		Submitter's Signature Department Director, Etc. Erich L. Francke <small>Digitally signed by: Erich L. Francke DN: CN = Erich L. Francke email = francke@leacounty.net C = US O = Lea County OU = Facilities Date: 2017.12.06 14:57:06 -0700</small>	
FINANCE REVIEW Fiscal Impact/Cost: Sent to Legal 12/11/2017 The financial impact to Lea County will be expenditures not exceeding \$315,000. Funds are budgeted and available in 404-12-4104.		Reviewed by Finance Director Digitally signed by <i>Henry C Low Jr</i> Date: 2017.12.11 11:19:19 -0700	
LEGAL REVIEW: (Note: Travel does not need legal review)		Reviewed by County Attorney	
COUNTY MANAGER REVIEW:		Approved by County Manager to be Placed on Agenda <i>M. Selby</i> 12-13-2017	
Item 0210 RECORDING SECRETARY'S USE ONLY - COMMISSION ACTION TAKEN			
Approved: _____	Denied: _____	Other: _____	DEC 14 2017
Resolution No. <u>17-DEC-267R</u>	Policy No. _____	Ordinance No. _____	
Continued To: _____	Referred To: _____	Comments: _____	

Lea County
LCBCC Meeting

STATE OF NEW MEXICO
COUNTY OF LEA
RESOLUTION NO. 17-DEC-267R

A RESOLUTION APPROVING
MONUMENT COMMUNITY CENTER IMPROVEMENTS

WHEREAS, the community of Monument has expressed an interest in an improved community area; and

WHEREAS, Lea County has, with input from users, developed an improvement plan for interior and exterior use; and

WHEREAS, the county has set up a 2017 budget to address community center needs.

NOW, THEREFORE, BE IT HEREBY RESOLVED by the Board of County Commissioners of Lea County, that the Lea County Facilities Department will move forward with the Monument Community Center Improvements with a cost not to exceed \$315,000 is hereby approved.

BE IT FURTHER RESOLVED that the Commission Chair may finalize and sign any agreements consistent with the terms of this resolution.

PASSED, APPROVED and ADOPTED by the governing body at its meeting on December 14, 2017.

LEA COUNTY BOARD OF COUNTY COMMISSIONERS

Ron R. Black, Chair
Voted: Yes No Abstain

Rebecca, Long, Vice Chair
Voted: Yes No Abstain

Dean Jackson, Member
Voted: Yes No Abstain

Jonathan Sena, Member
Voted: Yes No Abstain

Richard Don Jones, Member
Voted: Yes No Abstain

ATTEST: Keith Manes
Lea County Clerk

**APPROVED AS TO FORM AND LEGAL
SUFFICIENCY:**

By: _____
Kelli Williams, Deputy Clerk

John W. Caldwell, County Attorney

Consideration of Approval of Lea County Resolution No. 17-DEC-268R Authorizing the Replacement of Chiller at the Lea County Courthouse.



Lea County Court House Chiller Replacement

Honeywell International Inc. **Honeywell Building Solutions**
Building Systems Agreement

Proposal Number: Opp-1898398-22028 rev1
 Proposal Name: Lea County Old Courthouse Chiller Upgrade
 Proposal Date: December 7, 2017

(Buyer)
 Cooperative Educational Services
 4216 Balloon Park Road, NE
 Albuquerque, NM 87109
 Contact Person: Leslie Neely
 Email: leslie@ces.org
 Office: 505-344-5740
 Fax: 505-344-9343

(HONEYWELL)
 Honeywell International Inc., through its
 Honeywell Building Solutions business unit
 9201 San Mateo Blvd NE
 Albuquerque, NM 87113

(Owner)
 Lea County
 100 N. Main Street
 Lovington, NM 88260

Total Contract Price: \$237,302.78

Customer Name: Lea County Old Courthouse
 Work Site Location Address: 100 N. Main Street; Lovington, NM

Work Site Name	Street Address	City	St	Zip
Old Courthouse	100 N. Main Street	Lovington	NM	

Revised General Provisions for CES and Honeywell Contract 2014-016 962-101 are included by reference. This represents the entire and integrated Contract between the parties and supersedes all prior negotiations, representations, and agreements, whether written or oral. If any conflict arises between the Contract and the Honeywell Building Systems Agreement, the Contract shall prevail and take precedence, and be the controlling document.

Scope of Work:

The following is a proposal for the replacement of the R22 chiller at Old Courthouse. Honeywell will provide a turn-key installation of a new chiller to replace the existing R22 chiller. We will remove and replace the existing chiller with new as follows:

- Remove existing Carrier 30GT 115 ton chiller
- Replace with a new 150 ton chiller

We will also provide the following necessary items:

- Piping connections
- Crane requirements
- Wind Baffle
- Hail Guards
- Factory Start-up
- Only remove and replace electrical connections

Honeywell shall provide the following equipment and services ("the Work") in accordance with the attached work scope documents and General Terms and Conditions, which form a part of this Agreement.

Period of Performance: The Work shall commence on TBD ("Effective Date") and shall be completed by TBD ("Completion Date")

Additional Clarification and/or Exclusions:

- If any electrical needs/upgrades are needed, it will be an additional cost. Due to the increased efficiency of the new chiller, we won't know if electrical upgrades are needed until we start the installation of the chiller. If it is found that upgrades are needed, we will provide an electrical upgrade price, along with a price for any piping needs inside the building.
- Excludes any patching of walls

Project Price	\$219,070.63
NMGT (7.2500%)	15,882.62
Total Before CES Fee	234,953.25
CES Admin Fee (1%)	2,349.53
Total Contract	\$237,302.78

Cooperative Educational Services and Lea County are included as additional insured for as required by contract.

Payment: Upon Customer acceptance of this proposal or contract execution, whichever occurs first, the Customer shall pay Honeywell NA or NA percent (NA%) of the Price. Such payment shall be used for engineering, drafting, and other mobilization costs reasonably incurred prior to on-site installation. Payment will be made 45 days after billing per the CES-Honeywell master agreement 2014-016 962-101.

This proposal is valid for 30 days.

Proposal Submitted By: Lori Bruedigam
 (Signature)

Name: Lori Bruedigam
 Title: Account Manager

Acceptance: This proposal and the pages attached shall become an Agreement in accordance only upon signature below by an authorized representative of Honeywell and Owner.

Accepted by:
HONEYWELL INTERNATIONAL INC., OWNER: **LEA COUNTY**
 through its Honeywell Building Solutions business unit

Signature: By: _____ Signature: By: _____
 Name: _____ Name: _____
 Title: _____ Title: _____
 Date: _____ Date: _____





**LEA COUNTY BOARD OF COUNTY COMMISSIONERS
AGENDA ITEM SUMMARY FORM**

LCBCC Meeting Date: Thursday, December 14, 2017

Submit this summary form & all attachments to the Finance Director clow@leacounty.net & cc the Executive Coordinator sstout@leacounty.net by: **November 28, 2017**

County Manager Approval (m Gallagher@leacounty.net) required for all time sensitive issues that do not meet the above deadline.

DATE SUBMITTED mm-dd-yyyy: 12/06/2017		SUBMITTED BY Name/Title/Dept: Erich Francke - Facilities Director - Facilities	
SUBJECT: Chiller replacement for the Lea County Courthouse		ATTACHMENT(S): Honeywell chiller replacement CES proposal	
NO. OF ORIGINALS FOR SIGNATURE: 01 Resolution 00 ***Select One** 00 ***Select One**		ACTION REQUESTED: Action Item	
STRATEGIC PLAN Implementation of 5 Year Strategic Plan: Strategic Plan 3.3 - Infrastructure and facilities - and 3.5 Safety			
<p>SUMMARY: The Lea County Court House currently has a chiller system that was installed in the 1980s and runs on the R22 refrigerant that is out of production and very expensive if needed. The system has 4 compressors of which only two are operational. To avoid summer failure and to prepare for 2019 remodeling, facilities would like to replace the chiller. Honeywell Inc. is currently under a maintenance contract with county and would be able to perform the replacement through CES pricing. Once installed the unit would have the factory warranty along with Honeywell full maintenance. The cost of the Chiller as proposed is \$ 237,302.78.</p>			
Requested Items Needed for Presentation Easels/Laptop/Projector/Etc.:		See Additional Summary Attached <input type="checkbox"/>	
Easel <input type="checkbox"/>	Laptop <input checked="" type="checkbox"/>	Projector <input checked="" type="checkbox"/>	Other: _____
SUBMITTER'S RECOMMENDATION(S): Submitted 12/11/2017 Facilities would like to have the commission approve a not to exceed budget of \$300,000 that would include the \$237,302.78 chiller cost and allow contingency in case additional equipment would need replacement as the new system comes on line.		Submitter's Signature Department Director, Etc. Erich L. Francke <small>Digitally signed by Erich L. Francke DN: cn = Erich L. Francke email = efranke@leacounty.net c = US o = Lea County OU = Facilities Date: 2017.12.07 16:28:34 -0700</small>	
FINANCE REVIEW Fiscal Impact/Cost: Sent to Legal 12/11/2017 The financial impact to Lea County will be expenditures not to exceed \$300,000. Funds are budgeted and available in 430-00-4328.		Reviewed by Finance Director <small>Digitally signed by Henry C Low Jr Date: 2017.12.11 11:50:32 -0700</small>	
LEGAL REVIEW: (Note: Travel does not need legal review)		Reviewed by County Attorney	
COUNTY MANAGER REVIEW:		Approved by County Manager to be Placed on Agenda 12-13-2017	
Item 0211 RECORDING SECRETARY'S USE ONLY - COMMISSION ACTION TAKEN Approved: _____ Denied: _____ Other: _____ Resolution No. <u>17-DEC-268R</u> Policy No. _____ Ordinance No. _____ Continued To: _____ Referred To: _____ Comments: _____			

Lea County
DEC 14 2017
LCBCC Meeting

STATE OF NEW MEXICO
COUNTY OF LEA
RESOLUTION NO. 17-DEC-268R

A RESOLUTION APPROVING THE REPLACEMENT OF THE COURT HOUSE HAVAC CHILLER
THROUGH CES CONTRACT WITH HONEYWELL INC.

WHEREAS, the Lea County Court House chiller was installed in the 1980s is failing and runs on obsolete R22 refrigerant; and

WHEREAS, the new court house chiller will meet the service needs of the remodeled facility; and

WHEREAS, Honeywell is currently under a maintenance contract with Lea County.

NOW, THEREFORE, BE IT HEREBY RESOLVED by the Board of County Commissioners of Lea County, that Honeywell INC through CES pricing to install new HVAC Chiller for a cost not to exceed \$300,000 is hereby approved.

BE IT FURTHER RESOLVED that the Commission Chair may finalize and sign any agreements consistent with the terms of this resolution.

PASSED, APPROVED and ADOPTED by the governing body at its meeting on December 14, 2017.

LEA COUNTY BOARD OF COUNTY COMMISSIONERS

Ron R. Black, Chair
Voted: Yes No Abstain

Rebecca, Long, Vice Chair
Voted: Yes No Abstain

Dean Jackson, Member
Voted: Yes No Abstain

Jonathan Sena, Member
Voted: Yes No Abstain

Richard Don Jones, Member
Voted: Yes No Abstain

ATTEST: Keith Manes
Lea County Clerk

**APPROVED AS TO FORM AND LEGAL
SUFFICIENCY:**

By: _____
Kelli Williams, Deputy Clerk

John W. Caldwell, County Attorney

Building Systems Agreement

Proposal Number: Opp-1898398-22028 rev1
Proposal Name: Lea County Old Courthouse
Chiller Upgrade
Proposal Date: December 7, 2017

(Buyer)
Cooperative Educational Services
4216 Balloon Park Road, NE
Albuquerque, NM 87109
Contact Person: Leslie Neely
Email: leslie@ces.org
Office: 505-344-5740
Fax: 505-344-9343

(HONEYWELL)
Honeywell International Inc., through its
Honeywell Building Solutions business unit
9201 San Mateo Blvd NE
Albuquerque, NM 87113

(Owner)
Lea County
100 N. Main Street
Lovington, NM 88260

Total Contract Price: \$237,302.78

Customer Name: *Lea County Old Courthouse*
Work Site Location Address: *100 N. Main Street; Lovington, NM*

<i>Work Site Name</i>	<i>Street Address</i>	<i>City</i>	<i>St</i>	<i>Zip</i>
<i>Old Courthouse</i>	<i>100 N. Main Street</i>	<i>Lovington</i>	<i>NM</i>	

Revised General Provisions for CES and Honeywell Contract 2014-016 962-101 are included by reference. This represents the entire and integrated Contract between the parties and supersedes all prior negotiations, representations, and agreements, whether written or oral. If any conflict arises between the Contract and the Honeywell Building Systems Agreement, the Contract shall prevail and take precedence, and be the controlling document.

Scope of Work:

The following is a proposal for the replacement of the R22 chiller at Old Courthouse. Honeywell will provide a turn-key installation of a new chiller to replace the existing R22 chiller. We will remove and replace the existing chiller with new as follows:

- Remove existing Carrier 30GT 115 ton chiller
- Replace with a new 150 ton chiller

We will also provide the following necessary items:

- Piping connections
- Crane requirements
- Wind Baffle
- Hail Guards
- Factory Start-up
- Only remove and replace electrical connections

Honeywell shall provide the following equipment and services (“the Work”) in accordance with the attached work scope documents and General Terms and Conditions, which form a part of this Agreement.

Period of Performance: The Work shall commence on TBD (“Effective Date”) and shall be completed by TBD (“Completion Date”)

Additional Clarification and/or Exclusions:

- If any electrical needs/upgrades are needed, it will be an additional cost. Due to the increased efficiency of the new chiller, we won't know if electrical upgrades are needed until we start the installation of the chiller. If it is found that upgrades are needed, we will provide an electrical upgrade price, along with a price for any piping needs inside the building.
- Excludes any patching of walls

Project Price	\$219,070.63
NMGRT (7.2500%)	15,882.62
Total Before CES Fee	234,953.25
CES Admin Fee (1%)	2,349.53
Total Contract	\$237,302.78

Cooperative Educational Services and Lea County are included as additional insured for as required by contract.

Payment: Upon Customer acceptance of this proposal or contract execution, whichever occurs first, the Customer shall pay Honeywell NA or NA percent (NA%) of the Price. Such payment shall be used for engineering, drafting, and other mobilization costs reasonably incurred prior to on-site installation. **Payment will be made 45 days after billing per the CES-Honeywell master agreement 2014-016 962-101.**

This proposal is valid for 30 days.

Proposal Submitted By: Lori Bruedigam
 (Signature)

Name: **Lori Bruedigam**
 Title: **Account Manager**

Acceptance: This proposal and the pages attached shall become an Agreement in accordance only upon signature below by an authorized representative of Honeywell and **Owner-**

Accepted by:
HONEYWELL INTERNATIONAL INC., **OWNER: LEA COUNTY**
 through its **Honeywell Building Solutions business unit**

Signature:	By: _____	Signature:	By: _____
Name:	_____	Name:	_____
Title:	_____	Title:	_____
Date:	_____	Date:	_____

Consideration of Approval of Lea County Resolution No. 17-DEC-269R Approving a CES Professional Services Agreement between Lea County and NPSR for Design Services at the Lea County Event Center.



Event Center			Items scheduled			Balance Remaining
Interior			10/5/2017	Jan 1 2018	March 1 2018	
#1	Doors windows and painting	Identified items	Est. Cost of items			
		Door Replacement	\$ 286,000.00	\$ 286,000.00		\$ -
		window replacement	\$ 250,000.00	\$ 250,000.00		\$ -
		interior paint	\$ 200,000.00			\$ 200,000.00
		exterior paint	\$ 708,000.00			\$ 708,000.00
Total #1		\$ 1,444,000.00	\$ -	\$ 536,000.00	\$ -	\$ 908,000.00
#2	Handrails, Audio, acoustics, curtains	Lighted Handrails	\$ 248,000.00			\$ 248,000.00
		Audio Adjustments	\$ 93,000.00			\$ 93,000.00
		Curtains	\$ 23,000.00			\$ 23,000.00
		Acoustic addition	\$ 42,000.00			\$ 42,000.00
		Total #2		\$ 406,000.00	\$ -	\$ -
#3	Electrical Upgrades	Concession	\$ 18,000.00	\$ 18,000.00		\$ -
		SDA on walkways(2)	\$ 5,200.00	\$ 5,200.00		\$ -
		Power to Hoast	\$ 8,000.00			\$ 8,000.00
		East front of house	\$ 18,000.00	\$ 18,000.00		\$ -
		Total #3		\$ 49,200.00	\$ 41,200.00	\$ -
#4	Light Replacement	Main Arena	\$ 260,824.00	\$ 260,824.00		\$ -
		Upper area can light	\$ 23,000.00	\$ 23,000.00		\$ -
		Upper florescent	\$ 40,000.00	\$ 40,000.00		\$ -
		Total #4		\$ 323,824.00	\$ 323,824.00	\$ -
Exterior			Items scheduled			Balance Remaining
			10/5/2017	Jan 1 2018	March 1 2018	
#5	Pavement improvements	85,000 sqyd asphalt	\$ 3,878,550.00			\$ 3,878,550.00
#6	Electrical and RV improvements		\$ 1,920,150.00			\$ 1,920,150.00
#7	Sidewalk/Pedestrian improvement	5555 sqyd concrete	\$ 315,600.00		\$ 315,600.00	\$ -
Total items #1 - #7			\$ 8,337,324.00	\$ 365,024.00	\$ 536,000.00	\$ 315,600.00

Budget as of 9-28-2017	\$ 1,363,000.00
Scheduled items	10/5/2017 \$ 365,024.00
	Jan 1 2018 \$ 536,000.00
	March 1 2018 \$ 315,600.00
Total of scheduled items	\$ 1,216,624.00
2017-2018 funds remaining	\$ 146,376.00

9/28/2017

OPINION OF PROBABLE COST	
Project: Lea County Event Center Renovations Windows, Doors, Ceilings Project Location: Hobbs, NM	10/23/2017
NPSR Architects, Inc. 606 W. Pierce Carlsbad, NM 88220 Tele: 575.886.4775 Fax: 575.886.4827	
Door Replacement (1) - 20 x 18 Insulated Coiling (1) - 20 x 18 Coiling (32) - 3070 W/Lite - Insulated (22) - 3070 W/Lite (2) - 3070 Blank (10) - 3370 W/Lite (1) - 4070 Blank Subtotal Door Replacement	50,000.00 40,000.00 96,000.00 55,000.00 6,000.00 35,000.00 4,000.00 286,000.00
Windows Kalwall - Daylighting solutions	250,000.00
Ceiling Acoustical Ceiling Replacement including removal of 2 x 4 ceiling tile	74,000.00
Lighting Replace Flourscent fixtures with LED Fixtures	156,000.00
Subtotal Construction Costs	\$ 766,000.00
Contingency 8%	81,280.00
Contractors OH&P 20 %	165,456.00
Subtotal Construction Costs	\$ 992,736.00
NMGRT @ 6.8125%	67,630.14
Total Construction Costs	\$ 1,060,366.14
A/E Fee @ 7.595% of Subtotal Construction Costs	75,398.30
Printing of CD's	1,500.00
Subtotal	\$ 76,898.30
NMGRT @ 6.8125%	5,238.70
Total A/E Fee	\$ 82,137.00
TOTAL PROJECT COST	\$ 1,142,503.14

In providing opinions of probable construction cost, the client understands that the Architect has no control over the cost of availability of labor, equipment, or materials, or over market conditions or the Contractor's method of pricing, and that the Architect's opinion of probable costs are made on the basis of the Architect's professional judgment and experience. The Architect makes no warranty, expressed or implied, that the bids or the negotiated cost of the work will not vary from the Architect's opinion of probable construction costs.

Consideration of Approval of Lea County Resolution No. 17-DEC-269R Approving a CES Professional Services Agreement between Lea County and NPSR for Design Services at the Lea County Event Center.



Event Center Window Exterior view



Event Center Window Interior View



Consideration of Approval of Lea County Resolution No. 17-DEC-269R Approving a CES Professional Services Agreement between Lea County and NPSR for Design Services at the Lea County Event Center.



What the Kalwall system would look like

Consideration of Approval of Lea County Resolution No. 17-DEC-269R Approving a CES Professional Services Agreement between Lea County and NPSR for Design Services at the Lea County Event Center.



Event Center Door Replacement



Consideration of Approval of Lea County Resolution No. 17-DEC-269R Approving a CES Professional Services Agreement between Lea County and NPSR for Design Services at the Lea County Event Center.



OPINION OF PROBABLE COST	
Project: Lea County Event Center Renovations Windows, Doors, Ceilings Project Location: Hobbs, NM	10/23/2017
NPSR Architects, Inc. 606 W. Pierce Carlsbad, NM 88220 Tele: 575.885.4775 Fax: 575.885.4827	
Door Replacement	
(1) - 20 x 18 Insulated Coiling	50,000.00
(1) - 20 x 18 Coiling	40,000.00
(32) - 3070 W/Lite - Insulated	96,000.00
(22) - 3070 W/Lite	55,000.00
(2) - 3070 Blank	6,000.00
(10) - 3370 W/Lite	35,000.00
(1) - 4070 Blank	4,000.00
Subtotal Door Replacement	286,000.00
Windows	
Kalwall - Daylighting solutions	250,000.00
Ceiling	
Acoustical Ceiling Replacement including removal of 2 x 4 ceiling tile	74,000.00
Lighting	
Replace Flourscent fixtures with LED Fixtures	156,000.00
Subtotal Construction Costs:	\$ 766,000.00
Contingency 8%	61,280.00
Contractors OH&P 20 %	165,456.00
Subtotal Construction Costs:	\$ 992,736.00
NMGRT @ 6.8125%	67,630.14
Total Construction Costs	\$ 1,060,366.14
A/E Fee @ 7.595% of Subtotal Construction Costs	75,398.30
Printing of CD's	1,500.00
Subtotal	\$ 76,898.30
NMGRT @ 6.8125%	5,238.70
Total A/E Fee	\$ 82,137.00
TOTAL PROJECT COST	\$ 1,142,503.14

In providing opinions of probable construction cost, the client understands that the Architect has no control over the cost of availability of labor, equipment, or materials, or over market conditions or the Contractor's method of pricing, and that the Architect's opinion of probable costs are made on the basis on the Architect's professional judgment and experience. The Architect makes no warranty, expressed or implied, that the bids or the negotiated cost of the work will not vary from the Architect's opinion of probable construction costs.



**LEA COUNTY BOARD OF COUNTY COMMISSIONERS
AGENDA ITEM SUMMARY FORM**

LCBCC Meeting Date: Thursday, December 14, 2017

Submit this summary form & all attachments to the Finance Director clow@leacounty.net & cc the Executive Coordinator sstout@leacounty.net by: **November 28, 2017**

County Manager Approval (mgallagher@leacounty.net) required for all time sensitive issues that do not meet the above deadline.

DATE SUBMITTED mm-dd-yyyy: 12/06/2017	SUBMITTED BY Name/Title/Dept: Erich Francke - Facilities Director - Facilities
SUBJECT: Event Center Window and Door replacement design services	ATTACHMENT(S): Architect Proposal and Opinion of Probable Cost
NO. OF ORIGINALS FOR SIGNATURE: 01 Resolution 00 ***Select One** 00 ***Select One**	ACTION REQUESTED: Action Item
STRATEGIC PLAN Implementation of 5 Year Strategic Plan; Strategic Plan 3.3 - Infrastructure and facilities - and 3.5 Safety	
<p>SUMMARY: In the October commission meeting, the county presented items for improving the Lea County Event Center. Window and door replacement with the needed painting to patch where work is taking place was discuss and tentatively scheduled for January 2018. NPSR has presented a CES proposal for the design of the window and door replacement project that the county would like to address in 2018. NPSR has a history with Lea County with design work on the Event Center Ballrooms and various remodels at the Court House and fair grounds. NPSR's CES fee would total \$82,137.00</p>	
<p align="center">Requested Items Needed for Presentation Easels/Laptop/Projector/Etc.:</p> <p>Easel <input type="checkbox"/> Laptop <input checked="" type="checkbox"/> Projector <input checked="" type="checkbox"/> Other: _____</p> <p><small>If checked; how many:</small></p>	<p>See Additional Summary Attached <input type="checkbox"/></p>
<p>SUBMITTER'S RECOMMENDATION(S): Submitted 12/11/2017 Approve NPSR's proposal of \$ 82,137 for design services for the Lea County Event Center's doors and windows.</p>	<p>Submitter's Signature Department Director, Etc. Erich L. Francke <small>Digitally signed by Erich L. Francke DN: CN = Erich L. Francke email = erich@leacounty.net C = US O = Lea County OU = Facilities Date: 2017.12.07 13:29:44 -0700</small></p>
<p>FINANCE REVIEW Fiscal Impact/Cost: Sent to Legal 12/11/2017 The financial impact to Lea County will be an expenditure of \$82,137. Funds are budgeted and available in 430-00-4557.</p>	<p>Reviewed by Finance Director Digitally signed by <i>Henry C Low Jr</i> Henry C Low Jr Date: 2017.12.11 11:24:22 -0700</p>
<p>LEGAL REVIEW: (Note: Travel does not need legal review)</p>	<p>Reviewed by County Attorney</p>
<p>COUNTY MANAGER REVIEW:</p>	<p>Approved by County Manager to be Placed on Agenda <i>mgallagher</i> 12-13-2017</p>
<p>Item 0212 RECORDING SECRETARY'S USE ONLY - COMMISSION ACTION TAKEN</p> <p>Approved: _____ Denied: _____ Other: _____ Resolution No. <u>17-DEC-269R</u> Policy No. _____ Ordinance No. _____ Continued To: _____ Referred To: _____ Comments: _____</p>	

Lea County
DEC 14 2017
LCBCC Meeting

STATE OF NEW MEXICO
COUNTY OF LEA
RESOLUTION NO. 17-DEC-269R

A RESOLUTION APPROVING THE LEA COUNTY EVENT CENTER'S DOOR AND WINDOW
REPLACEMENT DESIGN PROPOSAL

WHEREAS, the lea Count Event Center was built the 1980s'; and

WHEREAS, the doors and windows are of original construction; and

WHEREAS, the doors are damaged and the windows are leaking creating hazards.

NOW, THEREFORE, BE IT HEREBY RESOLVED by the Board of County Commissioners of Lea County, that NPSR's proposal to design the door and window replacement for the Lea County Event Center is hereby approved.

BE IT FURTHER RESOLVED that the Commission Chair may finalize and sign any agreements consistent with the terms of this resolution.

PASSED, APPROVED and ADOPTED by the governing body at its meeting on December 14, 2017.

LEA COUNTY BOARD OF COUNTY COMMISSIONERS

Ron R. Black, Chair
Voted: Yes No Abstain

Rebecca, Long, Vice Chair
Voted: Yes No Abstain

Dean Jackson, Member
Voted: Yes No Abstain

Jonathan Sena, Member
Voted: Yes No Abstain

Richard Don Jones, Member
Voted: Yes No Abstain

ATTEST: Keith Manes
Lea County Clerk

**APPROVED AS TO FORM AND LEGAL
SUFFICIENCY:**

By: _____
Kelli Williams, Deputy Clerk

John W. Caldwell, County Attorney



October 23, 2017

Lea County
Attn: Erich Francke
100 N. Main
Lovington, NM 88260

RE: Lea County Event Center Door and Window Renovations

Mr. Francke:

Thank you for thinking of NPSR for your project. The scope of work is to provide sealed construction drawings including basic architectural, structural, and electrical (excluding civil), and construction administration for a Door, Window and Ceiling Renovations at the Lea County Event Center.

Our proposed fee will be based on the actual construction costs using our CES pricing structure for average projects plus reimbursables and tax. Based on the MACC provided to NPSR, our fee will be as follows:

7.595% x \$992,736	\$ 75,398.30
Printing of CD's	1,500.00
NMGRT @ 6.8125%	<u>5,238.70</u>
Total	\$ 82,137.00

The fee will be adjusted up or down depending on actual construction costs. NPSR does not charge per diem or mileage as we are a local firm.

Thank you for thinking of NPSR for your project and I look forward to working with Lea County on this much needed renovation.

Sincerely,

A handwritten signature in black ink, appearing to read 'Brad Nesser', with a long horizontal flourish extending to the right.

Brad Nesser, AIA
President

OPINION OF PROBABLE COST

Project: Lea County Event Center Renovations Windows, Doors, Ceilings
Project Location: Hobbs, NM

10/23/2017

NPSR Architects, Inc.

606 W. Pierce
Carlsbad, NM 88220
Tele: 575.885.4775 Fax: 575.885.4827

Door Replacement

(1) - 20 x 18 Insulated Coiling	50,000.00
(1) - 20 x 18 Coiling	40,000.00
(32) - 3070 W/Lite - Insulated	96,000.00
(22) - 3070 W/Lite	55,000.00
(2) - 3070 Blank	6,000.00
(10) - 3370 W/Lite	35,000.00
(1) - 4070 Blank	4,000.00
Subtotal Door Replacement	286,000.00

Windows

Kalwall - Daylighting solutions 250,000.00

Ceiling

Acoustical Ceiling Replacement including removal of 2 x 4 ceiling tile 74,000.00

Lighting

Replace Flourscent fixtures with LED Fixtures 156,000.00

Subtotal Construction Costs **\$ 766,000.00**

Contingency 8% 61,280.00

Contractors OH&P 20 % 165,456.00

Subtotal Construction Costs **\$ 992,736.00**

NMGRT @ 6.8125% 67,630.14

Total Construction Costs **\$ 1,060,366.14**

A/E Fee @ 7.595% of Subtotal Construction Costs 75,398.30

Printing of CD's 1,500.00

Subtotal \$ 76,898.30

NMGRT @ 6.8125% 5,238.70

Total A/E Fee \$ 82,137.00

TOTAL PROJECT COST \$ 1,142,503.14

In providing opinions of probable construction cost, the client understands that the Architect has no control over the cost of availability of labor, equipment, or materials, or over market conditions or the Contractor's method of pricing, and that the Architect's opinion of probable costs are made on the basis on the Architect's professional judgment and experience. The Architect makes no warranty, expressed or implied, that the bids or the negotiated cost of the work will not vary from the Architect's opinion of probable construction costs.

Consideration of Approval of Lea County Resolution No. 17-DEC-270R Authorizing Lea County's Fiscal Year 2018 2nd Quarter Payment and Certification for the Safety Net Care Pool Fund.



2nd Qtr. FY 18 SNCP SB268 Payment

FY17 Matched Taxable Gross Receipts	\$3,518,745,782.40
FY18 1/12 th Increment Due	\$ 2,932,288.15
FY18 Quarterly Amount Due	\$ 733,072.04



**LEA COUNTY BOARD OF COUNTY COMMISSIONERS
AGENDA ITEM SUMMARY FORM**

LCBCC Meeting Date: Thursday, December 14, 2017

Submit this summary form & all attachments to the Finance Director clow@leacounty.net & cc the Executive Coordinator stout@leacounty.net by: **November 28, 2017**

County Manager Approval (mgallagher@leacounty.net) required for all time sensitive issues that do not meet the above deadline.

DATE SUBMITTED mm-dd-yyyy: 12/07/2017		SUBMITTED BY Name/Title/Dept: Chip Low - Finance Director	
SUBJECT: 2nd Quarter 2018 SB268 Payment		ATTACHMENT(S): 1. Resolution for payment 2. Required certification	
NO. OF ORIGINALS FOR SIGNATURE: 01 Resolution 01 ***Select One** 00 ***Select One** Certification		ACTION REQUESTED: Action Item	
STRATEGIC PLAN Implementation of 5 Year Strategic Plan:			
SUMMARY: Lea County is required to submit quarterly payments to the State of New Mexico for the Safety Net Care Pool. The amount due for the 2nd Quarter FY18 is \$733,072.04.			
Requested Items Needed for Presentation Easels/Laptop/Projector/Etc.: Easel <input type="checkbox"/> Laptop <input checked="" type="checkbox"/> Projector <input checked="" type="checkbox"/> Other: _____ <small>If checked; how many:</small>		See Additional Summary Attached <input type="checkbox"/>	
SUBMITTER'S RECOMMENDATION(S): Submitted 12/07/2017 Recommend approval for payment.		Submitter's Signature Department Director, Etc. <i>Henry C Low Jr</i> Digitally signed by Henry C Low Jr Date: 2017.12.07 11:30:38 -07'00'	
FINANCE REVIEW Fiscal Impact/Cost: Sent to Legal 12/07/2017 The financial impact to Lea County will be an expenditure of \$733,072.04 from the Indigent Care Fund. Funds are budgeted and available in 406-132890.		Reviewed by Finance Director <i>Henry C Low Jr</i> Digitally signed by Henry C Low Jr Date: 2017.12.07 11:31:07 -07'00'	
LEGAL REVIEW: Sent to Manager 12/07/2017 (Note: Travel does not need legal review)		Reviewed by County Attorney <i>John W. Caldwell</i>	
COUNTY MANAGER REVIEW:		Approved by County Manager to be Placed on Agenda <i>M. Gallagher</i> 12-13-2017 Lea County	
Item 0213 RECORDING SECRETARY'S USE ONLY -- COMMISSION ACTION TAKEN			
Approved: _____ Resolution No. <u>17-DEC-270R</u> Continued To: _____	Denied: _____ Policy No. _____ Referred To: _____	Other: _____ Ordinance No. _____ Comments: _____	

DEC 14 2017
LCBCC Meeting

STATE OF NEW MEXICO
COUNTY OF LEA
RESOLUTION NO. 17-DEC-270R

A RESOLUTION AUTHORIZING LEA COUNTY'S FY 2017 – 2018 2nd QUARTER PAYMENT
AND CERTIFICATION FOR THE SAFETY NET CARE POOL (SNCP) FUND

WHEREAS, in January 2014 the Sole Community Provider Program was replaced by the Safety Net Care Pool (SNCP) through the adoption of Senate Bill 268; and

WHEREAS, SNCP payments are dispersed state wide for uncompensated care and hospital quality improvements; and

WHEREAS, Lea County's 2nd quarter contribution to the SNCP funds is due in the amount of \$733,072.04

NOW, THEREFORE, BE IT HEREBY RESOLVED that the Board of County Commissioners of Lea County, that staff is hereby authorized and directed to issue the 1st quarter payment in the amount of \$733,072.04 for the SNCP.

PASSED, APPROVED and ADOPTED by the governing body at its meeting December 14, 2017.

LEA COUNTY BOARD OF COUNTY COMMISSIONERS

Ron R. Black, Chair
Voted: Yes No Abstain

Rebecca Long, Vice Chair
Voted: Yes No Abstain

Dean Jackson, Member
Voted: Yes No Abstain

Jonathan Sena, Member
Voted: Yes No Abstain

Richard Don Jones, Member
Voted: Yes No Abstain

ATTEST: Keith Manes
Lea County Clerk

**APPROVED AS TO FORM AND LEGAL
SUFFICIENCY:**

By: _____
Kelli Williams, Deputy Clerk

John W. Caldwell, County Attorney

NEW MEXICO HUMAN SERVICES DEPARTMENT
SAFETY NET CARE POOL PAYMENT PROGRAM
CERTIFICATION FOR LOCAL GOVERNMENTAL ENTITY PARTICIPATION

2nd QUARTER OF SFY 2018

On behalf of the Lea County Board of Commissioners, a local government organized under the laws of the State of New Mexico (hereinafter referred to as the "Local Governmental Entity"), I, Ron R. Black, affirm and certify the following:

I. Definitions

- A. The term "Local Governmental Entity" means any County or Counties that makes a transfer of funds to the State of New Mexico for the purpose of funding a payment to any hospital under the New Mexico Medicaid program.
- B. The term "Supplemental Payment" means any payment to a hospital pursuant to the Safety Net Care Pool ("SNCP") Payment provisions of the New Mexico Medicaid program.
- C. The term "State" means the State of New Mexico or any of its officers or agencies.

II. Public Adoption and Access

- A. The governing body of the Local Governmental Entity adopted the conditions described in this Certification by recorded vote taken in a public meeting held in compliance with the applicable state and federal laws.

III. Funding for the Supplemental Payments

- A. The Local Governmental Entity shall transfer Public Funds to the State of New Mexico for use as the non-federal share of the Safety-Net Care Pool supplemental Medicaid payments to one or more hospitals in accordance with the New Mexico Indigent Hospital and County Health Care Act, NMSA 1978, Sections 27-5-1 to 12.1, specifically NMSA 1978, Section 27-5-6.1.
- B. All transfers of Public Funds by the Local Governmental Entity to the State to support payments to hospitals under the SNCP must comply with:
 - (1) The applicable regulations that govern provider-related donations codified at section 1903 (s) of the Social Security Act (42 U.S.C. § 1396 b(w)), and Title 42, Code of Federal Regulations, Part 433, subpart B, section 433.52 and 433.54; and
 - (2) The conditions approved by the federal Centers for Medicare and Medicaid Services ("CMS") for governmental entities' and hospitals' participation in the SNCP.

IV. Assurances and Representations

- A. The Local Governmental Entity does not and will not at any time receive any part of the Supplemental Payments that are made to hospitals under the SNCP.
- B. The Local Governmental Entity has not entered and will not enter into any agreement with Hospital to condition either the amount of Public Funds transferred by the Local Governmental Entity to the State or the amount of Supplemental Payments a Hospital receives on the amount of indigent care the Hospital has provided or will provide.
- C. The Local Governmental Entity has not received and will not receive refunds of payments the Local Governmental Entity made or makes to a Hospital for any purpose as consideration of any Intergovernmental Transfer from the Local Governmental Entity to the State to support the Supplemental Payments.
- D. The Local Governmental Entity has not received at any time after September 30, 2011, and will not receive any cash or in-kind transfers from a Hospital or any other entity acting on behalf of a hospital group of affiliated hospitals other than transfers that:
 - (1) Are unrelated to the administration of the SNCP Payment Program or the delivery of indigent care services by the Hospital(s); and
 - (2) Constitute fair market value for goods or services provided by the Local Governmental Entity to a Hospital; or
 - (3) Represents independent, bona fide transactions or arrangements negotiated at arms-length and in the ordinary course of business between the Hospital and the Local Governmental Entity.
- E. Except as specified in D, above, the Local Governmental Entity has not since September 30, 2011:
 - (1) Assigned or agreed to assign a contractual or statutory obligation of the Local Governmental Entity to a Hospital or any other entity acting on behalf of a Hospital or group of affiliated hospitals; or
 - (2) Authorized or consented to the assumption of a statutory or contractual obligation of the Local Governmental Entity by a Hospital or any other entity acting on behalf of a hospital or group of affiliated hospitals.

V. Education

- A. Consistent with its constitutional, statutory, and fiduciary obligations, the Local Governmental Entity may evaluate a Hospital's historical experience in providing indigent care in the community, including the impact and amount of indigent care provided by the Hospital, for the following purposes:

December 1, 2017

Dear County Representative:

As you may be aware, the Safety Net Care Pool fund was created to make payments to qualifying hospitals. Section 27-5-6.2 NMSA 1978 requires counties to transfer an amount equal to a gross receipts tax rate of one-twelfth percent to the Safety Net Care Pool fund annually. The total amount is divided into four quarterly payments and statute directs each county to transfer the amount by the last day of March, June, September and December.

This correspondence serves as a reminder that the quarterly transfer to the Safety Net Care Pool fund is due. For your reference the enclosed table lists the amount equal to a gross receipt tax rate of one-twelfth percent for each county along with the calculated quarterly amount. This information can also be found at <http://www.tax.newmexico.gov/gross-receipts-taxes.aspx>.

The law also states that “a county may use public funds from any existing authorized revenue source of the county.” Counties must also submit certification that the funding being transferred is from public funds (“authorized” revenue sources). This certification is required by federal regulation (see, for example 42 CFR §433.50-51). Please complete and sign the enclosed certification of participation template.

Send the original signed certification and a check made payable to the Human Services Department for the quarterly amount due to the Safety Net Care Pool fund to the following address:

HSD/Medical Assistance Division
Attn: Financial Management Bureau
P.O. Box 2348
Santa Fe, NM 87504-2348

If sending via Fed Ex or UPS:
HSD/Medical Assistance Division
Attn: Financial Management Bureau
Ark Plaza
2025 S. Pacheco Street
Santa Fe, NM 87505

If you have any questions regarding the Safety Net Care Pool fund, please feel free to call me at (505) 827-3127 or email Norma.Lucero@state.nm.us. Thank you for your prompt attention to this matter.

Sincerely,



Norma Lucero, Staff Manager
Financial Management Bureau

Encl.

**Gross Receipts by Location: Calculation of 1/1
Increment for the Safety Net Care Pool**

	Counties	FY2017	
		Matched Taxable Gross Receipts (TGR)	1/12% Increment
1	Bernalillo County	\$17,152,205,375.69	\$14,293,504.48
2	Catron County	\$39,521,772.31	\$32,934.81
3	Chaves County	\$1,151,808,500.98	\$959,840.42
4	Cibola County	\$317,761,867.61	\$264,801.56
5	Colfax County	\$277,827,414.64	\$231,522.85
6	Curry County	\$1,077,788,995.05	\$898,157.50
7	De Baca County	\$29,411,723.45	\$24,509.77
8	Dona Ana County	\$3,528,284,133.58	\$2,940,236.78
9	Eddy County	\$3,212,334,716.62	\$2,676,945.60
10	Grant County	\$436,212,471.41	\$363,510.39
11	Guadalupe County	\$103,626,764.55	\$86,355.64
12	Harding County	\$20,302,118.94	\$16,918.43
13	Hidalgo County	\$82,558,167.56	\$68,798.47
14	Lea County	\$3,518,745,782.40	\$2,932,288.15
15	Lincoln County	\$476,385,332.02	\$396,987.78
16	Los Alamos	\$1,460,288,851.42	\$1,216,907.38
17	Luna County	\$361,982,352.79	\$301,651.96
18	Mckinley County	\$1,072,447,043.62	\$893,705.87
19	Mora County	\$38,208,764.72	\$31,840.64
20	Otero County	\$920,243,808.01	\$766,869.84
21	Quay County	\$146,494,744.05	\$122,078.95
22	Rio Arriba County	\$408,785,663.75	\$340,654.72
23	Roosevelt County	\$262,513,219.59	\$218,761.02
24	San Juan County	\$2,990,181,703.90	\$2,491,818.09
25	San Miguel Co	\$333,056,624.12	\$277,547.19
26	Sandoval County	\$1,445,696,082.06	\$1,204,746.74
27	Santa Fe County	\$3,800,330,449.21	\$3,166,942.04
28	Sierra County	\$191,817,706.33	\$159,848.09
29	Socorro County	\$207,695,313.33	\$173,079.43
30	Taos County	\$711,579,382.38	\$592,982.82
31	Torrance County	\$264,900,008.57	\$220,750.01
32	Union County	\$106,845,499.31	\$89,037.92
33	Valencia County	\$853,891,382.13	\$711,576.15
34	TOTAL	\$47,001,733,736.10	\$39,168,111.45

Payments are due from the county to the state the last day September, and December.

Source: New Mexico Taxation and Revenue Department, Mc Government Distribution Reports (RP-500). Data is by busin month.

Consideration of Approval of Lea County Resolution No. 17-DEC-271R Approving the Certification of County Fixed Assets List.



Summary of Fixed Assets – as of June 30, 2017

Asset Type	# of Assets	Cost
Buildings	121	\$ 80,664,748.34
Infrastructure	775	\$ 100,730,707.51
Land	29	\$ 9,626,518.77
Machinery & Equipment	876	\$ 18,687,118.27
Other Improvements	91	\$ 8,027,784.15
Vehicles	243	\$ 11,655,881.23
Water Rights	2	\$ 574,999.85
	2137	\$ 229,967,758.12
Construction in Progress	7	\$ 10,980,895.95
Total Assets	2144	\$ 240,948,654.07

STATE OF NEW MEXICO
COUNTY OF LEA
RESOLUTION NO. 17-DEC-271R

CERTIFICATION OF COUNTY FIXED ASSET LIST

WHEREAS, at a regular meeting of the Board of Lea County Commissioners held on December 14, 2017 the following was resolved:

WHEREAS, N.M.S.A., 1978, Section 12-6-10 (2013), requires the governing body of a local government to certify the local government's performance of an annual inventory of movable chattels and equipment costing more than \$5,000; and

WHEREAS, Lea County personnel have inventoried those items listed on the attached list of movable chattels and equipment as certified by the department head or designee thereof of the user department;

NOW, THEREFORE, the Lea County Board of County Commissioners does hereby Resolve, Find and Propose as follows:

1. The Board finds that the attached list of Fixed Assets is accurate and that those items listed were inventoried by County Personnel as certified by each user departments' department head or designee thereof.
2. The Board directs that this Resolution, with Commissioners' signatures, shall constitute the official finding of this board with respect to the matters stated herein.
3. The Board directs that this Resolution, being its official certification of County fixed asset list, as required by NMSA 1978, Section 12-6-10 (2013), be made a permanent part of the official Minutes of this body.

PASSED AND APPROVED on this 14th day of December, 2017 by the Lea County Board of County Commissioners in an open meeting in Lovington, New Mexico.

LEA COUNTY BOARD OF COUNTY COMMISSIONERS

Ron R. Black, Chair
Voted: Yes No Abstain

Rebecca Long, Vice Chair
Voted: Yes No Abstain

Dean Jackson, Member
Voted: Yes No Abstain

Jonathan Sena, Member
Voted: Yes No Abstain

Richard Don Jones, Member
Voted: Yes No Abstain

ATTEST: Keith Manes
Lea County Clerk

**APPROVED AS TO FORM AND LEGAL
SUFFICIENCY:**

By: _____
Kelli Williams, Deputy

John W. Caldwell, County Attorney

LEA COUNTY FIXED ASSET INVENTORY LIST
Lea County - June 30, 2017Assets: 2,137 of 2,421 Included
Include: Active assets ONLY
Method: Book - Std Conventions Applied

Sort #1: Type

Asset ID	Date Acq	Description	Serial # - VIN	Asset A/C#	Description #2	Cost
Type: BUILDINGS						
1991002560	05/09/1991	VECTOR CONTROL STORAGE BUILDING 12' X 20'		ROAD		12,311.92
1991003110	06/30/1991	LCCC BLDG CONSTRUCTION IN PROGRESS FOR 1991 000		EVENT CENT		565,752.00
1992000260	07/01/1991	COMMUNITY CENTER - CROSSROADS		COMMUNITY		59,305.41
1992000340	07/01/1991	COMMUNITY CENTER - KNOWLES		COMMUNITY		3,361.91
1992000350	07/01/1991	COMMUNITY CENTER - MALJAMAR		COMMUNITY		3,518.73
1992000360	07/01/1991	NATIONAL GUARD ARMORY		FAIRGROUND		23,478.00
1992001880	07/01/1991	FAIR BUILDINGS		FAIRGROUND		1,088,195.14
1992000310	07/01/1991	KNOWLES FD - BUILDING		KNOWLES FI		148,631.62
1992000300	07/01/1991	MALJAMAR FD - BUILDING		MALJAMAR F		33,484.49
1992000290	07/01/1991	MONUMENT FD - BUILDING		MONUMENT F		50,115.76
1993001770	11/18/1992	HOBBS OFFICE COMPLEX		COMMISSION		1,170,817.71
1993001760	06/30/1993	COMMUNITY CENTER - MONUMENT		COMMUNITY		104,956.66
1993001840	06/30/1993	RODEO ARENA		FAIRGROUND		367,871.97
1993001820	06/30/1993	ROAD - BUILDING		ROAD		1,414,438.43
1995001170	03/23/1995	INFARED SPACE HEATER		ROAD		1,545.07
1995001180	03/28/1995	GUARD RAILS		EVENT CENT		9,262.00
1995000890	06/30/1995	SOUTHSIDE CLINIC - BUILDING		COMMISSION		156,341.76
1995001280	06/30/1995	WASH RACKS		FAIRGROUND		1,275.00
1996006150	06/30/1996	AIRPORT - BUILDING		AIRPORT		50,609.30
1996005870	06/30/1996	SOUND SYSTEM		FAIRGROUND		10,961.80
1996005880	06/30/1996	FENCING - FAIRGROUNDS		FAIRGROUND		5,943.00
1997002190	08/19/1996	PETTING ZOO		FAIRGROUND		11,300.60
1998001090	06/05/1998	EVENT CENTER BUILDING		EVENT CENT		8,565,363.07
1999000470	07/29/1998	COURTHOUSE & JAIL		COMMISSION		8,960,660.36
1999000540	01/13/1999	CONCRETE STORAGE AREAS (2)		EVENT CENT		21,144.71
1999000920	01/28/1999	COURTROOM #1 RENOVATION		MAINTENANC		4,542.10
1999000950	06/16/1999	MEDIA ROOM INSTALLATION WALL & DOOR UNIT		EVENT CENT		2,464.68
2000000090	07/28/1999	00 HVAC RENOVATION DONNER		MAINTENANC		458,235.17
2000000300	10/26/1999	ELECTRONIC MESSAGE CENTER CONSTRUCTION		EVENT CENT		126,617.00
2000000720	01/05/2000	LCEC BLDG SIGN W/COUNTY LOGO		EVENT CENT		4,905.00
2000000840	05/24/2000	REMODEL 2ND FLOOR COURTROOM		MAINTENANC		37,128.85
2000000880	06/19/2000	REMODEL OF 2 FLOOR COURTROOM		MAINTENANC		38,081.70
2000000900	06/26/2000	PROFESSIONAL SERVICES		MAINTENANC		31,510.15
2001001120	07/27/2000	LCEC MEETING ROOM		EVENT CENT		22,908.82
2001000690	07/27/2000	REMODEL 2ND FLOOR COURTROOM		MAINTENANC		149,919.87
2001001130	04/12/2001	TERMINAL BLDG RECONSTRUCTION		AIRPORT		20,076.40
2001001190	04/24/2001	FAIRGROUNDS PAVILLION		FAIRGROUND		252,549.89
2002000610	06/06/2002	LIVESTOCK BUILDING		FAIRGROUND		508,313.00
2002001250	06/30/2002	KNOWLES CONVENIENCE STATION		EMERGENCY		33,853.82
2002001230	06/30/2002	MALJAMAR CONVENIENCE STATION		EMERGENCY		28,304.40
2002001240	06/30/2002	MONUMENT CONVENIENCE STATION		EMERGENCY		30,274.95
2002000560	06/30/2002	BANQUET HALL		EVENT CENT		1,852,461.75
2003000370	10/17/2002	LIVESTOCK PAVILLION 2		FAIRGROUND		131,476.00
2003000340	02/25/2003	BANQUET HALL		EVENT CENT		262,326.00
2003000320	06/18/2003	SHOWER RENNOVATION		EVENT CENT		48,811.00
2005000470	09/02/2004	CHAPARRAL BUILDING ROOF		FAIRGROUND		86,469.96
2005000480	09/02/2004	MALJAMAR FIRE DEPT ROOF		GRANTS & P		11,974.05
2005000490	09/02/2004	ROAD BUILDING ROOF REPLACEMENT		ROAD		58,487.07
2005000020	05/10/2005	BOILER ROOM SEWER LINES		MAINTENANC		193,151.32
2006000410	10/19/2005	GOAT BARN REMODEL		FAIRGROUND		21,483.93
2006000010	01/26/2006	DETENTION FACILITY		COMMISSION		22,880,731.42
2009001000	03/23/2009	AIRPORT TERMINAL - HOBBS		AIRPORT		4,813,046.54
2009000720	03/23/2009	BUILDING		AIRPORT		47,251.28

LEA COUNTY FIXED ASSET INVENTORY LIST
Lea County - June 30, 2017Assets: 2,137 of 2,421 Included
Include: Active assets ONLY
Method: Book - Std Conventions Applied

Sort #1: Type

Asset ID	Date Acq	Description	Serial # - VIN	Asset A/C#	Description #2	Cost
Type: BUILDINGS						
2009000950	06/30/2009	EQUIPMENT COVER		ROAD		123,840.71
2010001850	07/01/2009	ANIMAL HOLDING AREA		FAIRGROUND		541,060.25
2010001870	07/01/2009	ARENA LIGHTING		FAIRGROUND		13,829.08
2010001860	07/01/2009	ANNOUNCER SEATS DESIGN		FAIRGROUND		63,190.28
2010001890	07/01/2009	FAIRGROUNDS FOOD COURT		GRANTS & P		6,715.84
2010001900	07/01/2009	HOBBS OFFICE COMPLEX ROOF		MAINTENANC		191,111.88
2010001880	07/01/2009	COMMUNITY DENTAL ROOF		MAINTENANC		71,912.71
2010001910	08/01/2009	HORSE STALL - PORTABLE WW LIVE STOCK SYSTEMS		FAIRGROUND		37,649.60
2010001920	08/01/2009	JAKE MCCLURE ARENA IMPROVEMENTS		FAIRGROUND		66,087.93
2010001930	08/01/2009	LIVESTOCK PENS / SCALES		FAIRGROUND		121,304.45
2010001220	11/20/2009	EQUIPMENT COVER AT CRUSHER SITE		ROAD		77,051.80
2010001790	04/13/2010	EVENT CENTER OUTER WALLS REPAIRED AND REPLASTERED...		EVENT CENT		525,832.00
2010001140	04/13/2010	BUILDING EXPANSION - METAL BLDG		MALJAMAR F		48,261.75
2011000530	10/21/2010	FIRE STATION EXPANSION MALJAMAR FIRE STATION		MALJAMAR F		23,318.15
2011000590	11/30/2010	STORAGE BUILDING SMALL		CONVENIENC		4,572.00
2011000640	04/30/2011	EVENT CENTER WALL REPAIRS ADDED VALUE TO BUILDING *ALSO...		EVENT CENT		123,196.45
2011000340	05/27/2011	CHAPARRAL BUILDING REMODEL		FAIRGROUND		819,596.62
2011000700	06/30/2011	TERMINAL SECURITY STATION REMODEL @ HOBBS AIRPORT		AIRPORT		203,235.95
2009001140	06/30/2011	YUCCA REMODEL - DESIGN		FAIRGROUND		131,169.87
2010001830	06/30/2011	YUCCA BUILDING REMODEL **ALSO 2090011400 \$131169.87**		FAIRGROUND		690,927.46
2011000660	07/01/2011	COURTHOUSE RE-ROOFING/HVAC		COMMISSION		16,206.43
2011000060	07/01/2011	BUILDING - SHERIFFS FACILITY COMMERCIAL ST LOVINGTON		COMMISSION		4,799,230.60
2010001840	07/01/2011	EVENT CENTER REPLACEMENT OF HVAC & ROOFING **ADD...		GRANTS & P		105,621.64
2011000650	07/01/2011	EVENT CENTER ROOF/HVAC REPLACMT *ALSO 20100018400...		GRANTS & P		248,586.12
2009001100	07/01/2011	EC-HVAC & ROOF 2008-00166-00 & 2007-00071-00		GRANTS & P		2,547,274.61
2008001660	07/01/2011	EC HVAC & ROOF		OTHER GRAN		144,946.65
2007000700	07/01/2011	EC-HVAC & ROOF 05/06 GRANT		OTHER GRAN		2,421.56
2012003730	06/30/2012	DBE LEA 111-20 PLAN/DESIGN WORK		AIRPORT		2,471.80
2012003630	06/30/2012	TSA MODIFICATIONS AT LEA COUNTY AIRPORT		AIRPORT		99,670.10
2012003660	06/30/2012	AWNING INCL MATERIALS SHIPPING & ENGINEERING		AIRPORT		11,400.00
2012003520	06/30/2012	ROOF REPAIR/DUCT REPLACEMENT		COMMISSION		553,798.71
2010001630	06/30/2012	SHERIFF'S HEAD QUARTERS ARCHITECTURAL FEES **ALSO 2009 00...		COMMISSION		438,070.20
2009001060	06/30/2012	SHERIFF'S BUILDING		COMMISSION		52,910.87
2012003540	06/30/2012	ROFF REPAIR/RENOVATION CONVENTION CENTER		COMMISSION		616,235.79
2012003610	06/30/2012	3 DOORS REMOVE/INSTALL		CONVENIENC		63,229.01
2012003530	06/30/2012	SHERIFF'S FACILITY COMMERCIAL ST. LOVINGTON		SHERIFF		1,702,601.08
2013001180	04/12/2013	BUILDING - SHERIFF'S FACILITY		SHERIFF		189,915.00
2013001200	06/22/2013	CAF HANGAR IMPROVEMENTS		AIRPORT		326,224.49
2013001190	06/28/2013	REMODEL OF DAL PASO BUILDING		COMMISSION		188,931.72
2013001210	06/30/2013	IMPROVEMENTS TO FAIRGROUND INFRASTRUCURE		FAIRGROUND		1,566,006.55
2014000570	01/17/2014	METAL BUILDING		CONVENIENC		146,579.10
2015000540	06/30/2014	METAL STORAGE BUILDING		AIRPORT		63,683.41
2015000540	01/16/2015	METAL STORAGE BUILDING		AIRPORT		177,744.29
201500750	04/30/2015	Dalton Tabor Building Renovation		COMMISSION		470,029.11
2015000660	11/30/2015	Monument Fire Station Expansion		MONUMENT F		194,235.07
201600010	01/01/2016	Lea County Annex Renovation		COMMISSION		268,219.87
201600220	02/15/2016	Dal Paso Medical Center Renovation		COMMISSION		3,277,017.15
201600440	04/08/2016	Jal Airport Hangar Renovation		AIRPORT		65,268.41
201600540	05/20/2016	Jal Pilots Office		AIRPORT		216,166.13
201600630	06/14/2016	Road Department Office Renovation		ROAD		53,963.13
201600690	06/20/2016	Re-Skin Metal Hangar - Lovington Zip Franklin		AIRPORT		55,099.90
2017000890	11/03/2016	TRAILER OFFICE FAIRGROUNDS		COMMISSION		39,981.53
2017000900	11/03/2016	TRAILER OFFICE KNOWLES FIRE		COMMISSION		9,241.27

LEA COUNTY FIXED ASSET INVENTORY LIST
Lea County - June 30, 2017Assets: 2,137 of 2,421 Included
Include: Active assets ONLY
Method: Book - Std Conventions Applied

Sort #1: Type

Asset ID	Date Acq	Description	Serial # - VIN	Asset A/C#	Description #2	Cost
Type: BUILDINGS						
2017000920	11/03/2016	OFFICE TRAILER FOR JAL AIRPORT		COMMISSION		9,241.27
2017000930	11/03/2016	OFFICE TRAILER MONUMENT FIRE		COMMISSION		35,395.83
2017000970	11/18/2016	MALJAMAR FRIE STATION IMPROVEMENTS		COMMISSION		39,284.20
2017000270	12/28/2016	Detention Center Master Plan		COMMISSION		9,059.36
2017000780	04/25/2017	12x32 Storage Barn		ENVIRONMEN	Split Bill Loft Barn Garage	8,010.00
2017000940	05/02/2017	YUCCA BULIDING IMPROVEMENTS		COMMISSION		34,067.00
2017000990	05/16/2017	FAIRGROUNDS CONCESSION RENOVATION		COMMISSION		26,556.74
2017000860	06/08/2017	50'x 35' Steel Equipment Shed Lea Regional		AIRPORT		34,361.58
2017000470	06/13/2017	OFFICE TRAILER RELOCATED		FAIRGROUND		17,436.36
2015000650	06/21/2017	HOB AARF Building		AIRPORT		2,287,219.90
2017000630	06/23/2017	HANGAR DOOR REPLACEMENT		AIRPORT		11,710.50
2017001150	06/23/2017	DETENTION CENTER IMPROVEMENTS BUILDING		COMMISSION		20,342.53
2014000600	06/29/2017	Airport Terminal Expansion		COMMISSION		245,165.94
2017000880	06/29/2017	INSTALL VINYL COMPOSITION TILE		CLERK RECO		5,469.75
2017001140	06/30/2017	Bunny Barn Alterations		COMMISSION		286,578.76
Grand totals: BUILDINGS (121 assets)						80,664,748.34
Type: INFRASTRUC						
R197600060	01/01/1976	ACREY RD. Route# - T158		ROADWAYS	ST. 457 (S) - DEAD END	7,945.84
R197600080	01/01/1976	ALEXANDER RD. Route# - L115		ROADWAYS	L-115 OWENS (S) - DEAD END	3,972.92
R197600090	01/01/1976	ALSTON RD. Route# - T148		ROADWAYS	ST. 206 (W) - DEAD END	30,194.20
R197600100	01/01/1976	AMERADA RD. Route# - T159		ROADWAYS	T-159 SOLDIER HILL (S) -...	7,151.26
R197600120	01/01/1976	ANGELL RD. Route# - L137		ROADWAYS	U.S. HWY. 82 - DEAD END	5,562.09
R197600140	01/01/1976	ANTHONY RD. Route# - J3		ROADWAYS	J-3 FRYING PAN (W) - DEAD...	14,302.52
R197600150	01/01/1976	ANTIOCH RD. Route# - L92		ROADWAYS	US ST. HWY 82 (S) - L-91...	28,605.03
R197600160	01/01/1976	APACHE DR. Route# - L112		ROADWAYS	ST. 206 (E) - MESA St.	7,945.84
R197600170	01/01/1976	ARCO RD. Route# - H61		ROADWAYS	ST. 18 (W) - DEAD END	12,713.35
R197600180	01/01/1976	ARIES RD. Route# - L121		ROADWAYS	ST. 249 (W) - DEAD END...	8,740.43
R197600200	01/01/1976	B SLASH RANCH RD. Route# - T172		ROADWAYS	ST. 125 (E) - DEAD END	11,918.76
R197600210	01/01/1976	BACK St. Route# - J3		ROADWAYS	BENNETT St. (E) -...	794.58
R197600220	01/01/1976	BAGLEY FIELD RD. Route# - T157		ROADWAYS	US ST. HWY 380 (S) - ST. 457	50,058.81
R197600230	01/01/1976	BAKER RD. Route# - L92		ROADWAYS	US ST. HWY 82 (S) - L-92...	6,356.67
R197600240	01/01/1976	BALDRIDGE RD. Route# - T173		ROADWAYS	T-173 CROSSROADS (N) -...	16,686.27
R197600250	01/01/1976	BANNOCK DR. Route# - L112		ROADWAYS	ADOBE St. (E) - MESA St.	6,356.67
R197600280	01/01/1976	BELL LAKE RD. Route# - J21		ROADWAYS	J-21 DELAWARE BASIN (W) -...	9,535.01
R197600290	01/01/1976	BENHAM LN. Route# - L115		ROADWAYS	US HWY 82 (S) - DEAD END	4,767.51
R197600300	01/01/1976	BENNETT St. Route# - J3		ROADWAYS	FRONT St. (S) - BACK St.	794.58
R197600320	01/01/1976	BENSON RD. Route# - J3		ROADWAYS	FRONT St. (S) - BACK St.	794.58
R197600330	01/01/1976	BERRY RANCH RD. Route# - E27		ROADWAYS	ST. 176 (S) - DEAD END	7,945.84
R197600340	01/01/1976	BESS RD. Route# - T164		ROADWAYS	ST. 125 (E) - DEAD END	19,864.61
R197600350	01/01/1976	BEVERTA RD. Route# - T168		ROADWAYS	T-168 SHULTS (E) - DEAD END	3,972.92
R197600360	01/01/1976	BILBREY RD. Route# - T178		ROADWAYS	ST. 508 (N) - DEAD END	10,329.60
R197600380	01/01/1976	BONDS RD. Route# - T182		ROADWAYS	ST. 206 (E) - DEAD END	27,015.86
R197600390	01/01/1976	BOYD RD. Route# - L116		ROADWAYS	L-116 HESTER (S) - L-106...	7,945.84
R197600410	01/01/1976	BROTHERS RD. Route# - L116		ROADWAYS	L-116 BOYD (E) - DEAD END	1,589.17
R197600430	01/01/1976	BRUTON RD. Route# - H-43		ROADWAYS	PEARL VALLEY - DEAD END	3,972.92
R197600440	01/01/1976	BUCKEYE RD. Route# - L50		ROADWAYS	ST. 483 (W) - ST. 238	150,971.01
R197600450	01/01/1976	BURELSMITH RD. Route# - T163		ROADWAYS	ST. 206 (W) - DEAD END	15,891.69
R197600460	01/01/1976	BURRO ALLEY RD. Route# - T157		ROADWAYS	US ST. HWY 380 (N) - DEAD...	23,837.53
R197600480	01/01/1976	CABLE RD. Route# - T170		ROADWAYS	T-170 CARROL (N) - DEAD END	3,972.92
R197600490	01/01/1976	CALLE ALTO St. Route# - H77		ROADWAYS	BUENA SUERTA (N) - DEAD...	3,178.34
R197600510	01/01/1976	CALLE CHINQUITO RD. Route# - H77		ROADWAYS	BUENA SUERTA (N) - DEAD...	1,589.17
R197600520	01/01/1976	CAMPBELL RD. Route# - H29		ROADWAYS	US ST. 62-180 (S) - EDDY...	200,235.23

Exhibit A

LEA COUNTY FIXED ASSET INVENTORY LIST
Lea County - June 30, 2017Assets: 2,137 of 2,421 Included
Include: Active assets ONLY
Method: Book - Std Conventions Applied

Sort #1: Type

Asset ID	Date Acq	Description	Serial # - VIN	Asset A/C#	Description #2	Cost
Type: INFRASTRUC						
R197600560	01/01/1976	CAUDILL RD. Route# - L102		ROADWAYS	ST. 83 (S) - DEAD END	13,507.93
R197600570	01/01/1976	CHAMBERS RD. Route# - T132		ROADWAYS	L-127 DOVEY (N) - T-130 MC...	31,783.37
R197600580	01/01/1976	CHAMELEON RD. Route# - T151		ROADWAYS	SIMONOLA VALLEY (E) -...	6,356.67
R197600590	01/01/1976	CHEROKEE RD. Route# - L112		ROADWAYS	ADOBE St. (E) - MESA St.	6,356.67
R197600600	01/01/1976	CHILDRESS RD. Route# - H46		ROADWAYS	ST. 322 (W) - DEAD END	34,961.71
R197600610	01/01/1976	CHURCH DR. Route# - H63		ROADWAYS	14TH St. (E) - DEAD END	14,302.52
R197600620	01/01/1976	CHURCH ST. Route# - H73		ROADWAYS	GRIMES St. (E) - DEAD END	1,589.17
R197600630	01/01/1976	COBURN LOOP RD. Route# - T144		ROADWAYS	T-143 WHITMIRE (N) & (E) &...	23,837.53
R197600650	01/01/1976	CODY ST. Route# - H61		ROADWAYS	ARCO (N) - W. TOWNSEND PL.	794.58
R197600660	01/01/1976	COLLIER 4 Route# - T159		ROADWAYS	US 380 - DEAD END	2,383.75
R197600670	01/01/1976	COLLINS 4 Route# - L137		ROADWAYS	L-128 HENNINGTON (N) -...	15,891.69
R197600690	01/01/1976	COMANCHE 4 Route# - H39		ROADWAYS	GRIMES St. - FOWLER	7,945.84
R197600700	01/01/1976	COMMUNITY RD. Route# - T132		ROADWAYS	T-132 PEBBLE (N) - DEAD END	15,891.69
R197600710	01/01/1976	CONOCO 4 Route# - L126		ROADWAYS	L-126 MALJAMAR (W) -...	12,713.35
R197600720	01/01/1976	CONTINENTAL RD. Route# - E33		ROADWAYS	ST. 207 (E) - DEAD END	4,767.51
R197600730	01/01/1976	COOK LN. Route# - H76		ROADWAYS	LAWRENCE RD. (N) - DEAD...	2,383.75
R197600780	01/01/1976	COX RD. Route# - H67		ROADWAYS	US ST. 62-180 (S) - DEAD END	3,972.92
R197600790	01/01/1976	COYOTE HILL RD. Route# - E22		ROADWAYS	ST. 8 (W) - E-21 WEAVER	93,760.94
R197600800	01/01/1976	COYOTE LANE LN. Route# - T152		ROADWAYS	ST. 457 (E) - DEAD END	7,151.26
R197600810	01/01/1976	CRANE RD. Route# - L123		ROADWAYS	US ST. HWY 82 (NW) -...	11,918.76
R197600830	01/01/1976	CROSSROADS RD. Route# - T173		ROADWAYS	ST. 508 (NE) - ST. 508 LOOPS	70,718.00
R197600840	01/01/1976	CRUISE RD. Route# - L90		ROADWAYS	L-88 MIDWAY (N) - DEAD END	11,918.76
R197600850	01/01/1976	CURRY RD. Route# - E36		ROADWAYS	ST. 8 (E) - E-33 N. LEGION	50,853.39
R197600860	01/01/1976	DAKOTA DR. Route# - L112		ROADWAYS	ST. 206 (E) - ST. HWY 82	34,961.71
R197600890	01/01/1976	DANIELS ST. Route# - H70		ROADWAYS	ST. 18 (NE) - DANIELS...	6,356.67
R197600960	01/01/1976	DECK RD. Route# - E34		ROADWAYS	ST. 207 (W) - DEAD END	3,178.34
R197601010	01/01/1976	DERBY RD. Route# - L125		ROADWAYS	L-125 MESCALERO (N) -...	33,372.54
R197601050	01/01/1976	DICKENS RD. Route# - L106		ROADWAYS	L-103 REED RD. (E) - BOYD	24,632.11
R197601060	01/01/1976	DINWIDDIE RD. Route# - J2		ROADWAYS	J-2 BATTLE AXE (S) - DEAD...	8,740.43
R197601070	01/01/1976	DOG LAKE RD. Route# - L125		ROADWAYS	ST. 529 (N) - L-125...	5,562.09
R197601110	01/01/1976	DORAN RD. Route# - L131		ROADWAYS	L-130 MC DONALD (N) -...	17,480.85
R197601160	01/01/1976	DRY LAKE RD. Route# - L126		ROADWAYS	L-126 MALJAMAR (W) -...	12,713.35
R197601170	01/01/1976	DUNCAN RD. Route# - T145		ROADWAYS	US ST. HWY 380 (S) - DEAD...	48,469.64
R197601180	01/01/1976	E LINCOLN St. Route# - H63		ROADWAYS	HARRIS (E) - DEAD END	3,178.34
R197601200	01/01/1976	E TOWNSEND PL. Route# - H61		ROADWAYS	CODY St. (W) - DEAD END	794.58
R197601210	01/01/1976	E TULSA ST. Route# - H75		ROADWAYS	TATUM (E) - EUNICE	3,178.34
R197601220	01/01/1976	E VERA ST. Route# - H63		ROADWAYS	14TH St. (W) - DEAD END	1,589.17
R197601230	01/01/1976	E. 7th. (Tatum) St. Route# - T150		ROADWAYS	Main St. (ST. 206) (E) - FOX...	3,178.34
R197601270	01/01/1976	E. 14th. (Tatum) St. Route# - T150		ROADWAYS	ST. 206 (W) - T-150 JAMES	15,891.69
R197601290	01/01/1976	E. ALABAMA St. Route# - H71		ROADWAYS	ST. 18 (E) - NM/TX ST LN.	143,025.16
R197601300	01/01/1976	E. ALLEN DR. Route# - L97		ROADWAYS	COUNTRY CLUB RD. (W) -...	1,589.17
R197601350	01/01/1976	E. BUTTE St. Route# - H75		ROADWAYS	TATUM (E) - EUNICE	3,178.34
R197601360	01/01/1976	E. CAMPBELL St. Route# - H39		ROADWAYS	DAL PASO (E) - FOWLER	7,945.84
R197601380	01/01/1976	E. CARTER RD. Route# - H75		ROADWAYS	DAL PASO (W) - DEAD END	7,945.84
R197601410	01/01/1976	E. CHEROKEE DR. Route# - H39		ROADWAYS	FOWLER - DEAD END	3,178.34
R197601430	01/01/1976	E. COLLEGE 4 Route# - H63		ROADWAYS	HARRIS (E) - PINE	6,356.67
R197601440	01/01/1976	E. COOPER RD. Route# - J12		ROADWAYS	ST. 18 (E) - DEAD END	50,853.39
R197601470	01/01/1976	E. EVERGLADE RD. Route# - H61		ROADWAYS	ST. 18 (E) - DEAD END	11,124.18
R197601500	01/01/1976	E. GILMORE RD. Route# - L96		ROADWAYS	ST. 18 (E) - DEAD END	25,426.70
R197601530	01/01/1976	E. HARDY ST. Route# - H63		ROADWAYS	HARRIS (E) - PINE	6,356.67
R197601560	01/01/1976	E. MONROE AVE. Route# - L97		ROADWAYS	L-97 INDUSTRIAL (E) -...	3,178.34
R197601590	01/01/1976	E. SANGER ST. Route# - H63		ROADWAYS	SANGER & HARRIS (Hobbs...	11,918.76
R197601620	01/01/1976	E. STANOLIND RD. Route# - H63		ROADWAYS	STANOLIND & 14Th. (Hobbs...	42,907.55

LEA COUNTY FIXED ASSET INVENTORY LIST
Lea County - June 30, 2017Assets: 2,137 of 2,421 Included
Include: Active assets ONLY
Method: Book - Std Conventions Applied

Sort #1: Type

Asset ID	Date Acq	Description	Serial # - VIN	Asset A/C#	Description #2	Cost
Type: INFRASTRUC						
R197601650	01/01/1976	EAGLE RD. Route# - L102		ROADWAYS	HAWK RD - ROSEBUD LN	4,767.51
R197601660	01/01/1976	EAST VIEW PL. Route# - L112		ROADWAYS	ST. 206 (E) - DEAD END	794.58
R197601670	01/01/1976	EAST WINDMILL RD. Route# - T141		ROADWAYS	T-141 HARRIS (E) - NM/TX...	17,480.85
R197601680	01/01/1976	ECLIPSE Loop Route# - T159		ROADWAYS	T-159 GROSE (S) - T-159...	13,507.93
R197601690	01/01/1976	ELLIOTT RD. Route# - L101		ROADWAYS	US ST. HWY 82 (S) - DEAD...	3,972.92
R197601710	01/01/1976	ENTERPRISE RD. Route# - L129		ROADWAYS	ST. 206 (E) - L-135 SIMPSON	48,469.64
R197601740	01/01/1976	FARM RD. Route# - T161		ROADWAYS	FOUR LAKES (E) - DEAD END	9,535.01
R197601750	01/01/1976	FILLINGIM RD. Route# - L137		ROADWAYS	US ST. HWY 82 (W) - L-137...	15,097.10
R197601760	01/01/1976	FILLINGIM RD. Route# - L92		ROADWAYS	BAKER (S) - DEAD END	8,740.43
R197601770	01/01/1976	FLOWERS RD. Route# - L83		ROADWAYS	ST. 133 (N) - DEAD END	7,151.26
R197601780	01/01/1976	FLYING E RD. Route# - J14		ROADWAYS	ST. 18 (E) - J-14 DOLLARHIDE	57,210.07
R197601790	01/01/1976	FLYING M RD. Route# - T170		ROADWAYS	T-170 CARROL (N) - DEAD...	31,783.37
R197601800	01/01/1976	FORT RD. Route# - L93		ROADWAYS	NM/TX ST. LINE RD. 769 (W)...	5,562.09
R197601810	01/01/1976	FOUR LAKES RD. Route# - T161		ROADWAYS	US ST. HWY 380 (N) - DEAD...	31,783.37
R197601820	01/01/1976	FRIER RD. Route# - T152		ROADWAYS	ST. 457 (E) - T-151...	54,826.31
R197601830	01/01/1976	FRONT ST. Route# - J3		ROADWAYS	J-3 BENNETTVILLE (W) -...	2,383.75
R197601850	01/01/1976	GAINER RD. Route# - T148		ROADWAYS	ST. 206 (E) - DEAD END	20,659.19
R197601860	01/01/1976	GANDY RD. Route# - T176		ROADWAYS	ST. 769 (W) - JCT. ST. 508 &...	12,713.35
R197601870	01/01/1976	GARDNER RD. Route# - H76		ROADWAYS	LAWRENCE RD. (N) - DEAD...	4,767.51
R197601880	01/01/1976	GASOLINE ALLEY St. Route# - J3		ROADWAYS	FRONT St. (S) - DEAD END	1,589.17
R197601890	01/01/1976	GEM RD. Route# - T145		ROADWAYS	T-135 SIMPSON (W) - T-145...	15,891.69
R197601900	01/01/1976	GENE RD. Route# - L91		ROADWAYS	L-89 PRAIRIEVIEW (E) - DEAD...	7,945.84
R197601910	01/01/1976	GOATHEAD RD. Route# - H28		ROADWAYS	ST. 176 (S) - DEAD END	8,740.43
R197601920	01/01/1976	GOOD RD. Route# - T159		ROADWAYS	T-159 PRISCILLA(S) - T-159...	37,345.46
R197601930	01/01/1976	GROSE RD. Route# - T159		ROADWAYS	US ST. HWY 380 (S) - T-159...	125,544.31
R197601940	01/01/1976	GULF RD. Route# - E31		ROADWAYS	ST. 175 (S) - ST. 176	23,042.94
R197601950	01/01/1976	HAHN RD. Route# - L78		ROADWAYS	ST. 18 (E) - DEAD END	1,589.17
R197601960	01/01/1976	HALE RD. Route# - L115		ROADWAYS	N. US ST. HWY 82 (N) -...	3,178.34
R197601980	01/01/1976	HARBISON RD. Route# - L133		ROADWAYS	L-128 HENNINGTON (N) -...	23,837.53
R197601990	01/01/1976	HARKEY RD. Route# - L85		ROADWAYS	ST. 132 (E) - DEAD END	17,480.85
R197602000	01/01/1976	HARRIS RD. Route# - T141		ROADWAYS	US ST. HWY 380 (S) - T-141...	15,891.69
R197602020	01/01/1976	HARTON RD. Route# - T166		ROADWAYS	ST. 206 (E) - T-167 GLADIOLA	111,241.79
R197602030	01/01/1976	HAWK RD. Route# - L102		ROADWAYS	CAUDILL (E) - EAGLE RD	794.58
R197602040	01/01/1976	HEDGECOXE RD. Route# - T160		ROADWAYS	US ST. HWY 380 (N) - DEAD...	20,659.19
R197602060	01/01/1976	HEIDEL RD. Route# - T140		ROADWAYS	T-130 MC DONALD (N) -...	79,458.42
R197602080	01/01/1976	HIGHTOP RD. Route# - L104		ROADWAYS	L-104 STANSELL (N) - L-108...	71,512.58
R197602090	01/01/1976	HIGHTOP RD. Route# - T147		ROADWAYS	L-104 HIGHTOP (N) - T-149...	83,431.35
R197602110	01/01/1976	HILBURN RD. Route# - L108		ROADWAYS	L-103 REED RD. (W) - L-104...	96,939.28
R197602140	01/01/1976	HILL RD. Route# - L99		ROADWAYS	L-99 SUMRULD (S) - DEAD END	2,383.75
R197602150	01/01/1976	HINSON RD. Route# - L98		ROADWAYS	ST. 83 (N) - L-119 GUM	25,426.70
R197602160	01/01/1976	HOMER RD. Route# - T149		ROADWAYS	T-149 SARTIN (W) - DEAD END	4,767.51
R197602170	01/01/1976	HOPE RD. Route# - H39		ROADWAYS	NAVAJO DR. (N) - APACHE DR.	1,589.17
R197602200	01/01/1976	HUMMINGBIRD RD. Route# - L122		ROADWAYS	US ST. HWY 82 (S) - L-125...	50,853.39
R197602210	01/01/1976	JAL AIRPORT RD. Route# - J13		ROADWAYS	ST. 128 (N) - DEAD END	4,767.51
R197602270	01/01/1976	JIM MURRAY RD. Route# - H68		ROADWAYS	US ST. 62-180 (S) - DEAD END	15,891.69
R197602280	01/01/1976	JOHNSON RD. Route# - H75		ROADWAYS	ROSE RD. (S) - DEAD END	7,945.84
R197602290	01/01/1976	JOHNSON RD. Route# - H63		ROADWAYS	STANOLIND RD. (N) -...	4,767.51
R197602300	01/01/1976	JOHNSON RD. Route# - T165		ROADWAYS	T-165 PEVELER (W) - DEAD...	41,318.38
R197602310	01/01/1976	JONES (HOBBS) LN. Route# - H64		ROADWAYS	BENSING RD. (W) - DEAD END	3,972.92
R197602330	01/01/1976	JONES (TATUM) RD. Route# - T151		ROADWAYS	US ST. HWY 380 (S) - DEAD...	23,042.94
R197602340	01/01/1976	JONES CITY (EUNICE) RD. Route# - E38		ROADWAYS	ST. 18 (W) - ST. 207	17,480.85
R197602350	01/01/1976	KANSAS ST. Route# - H74		ROADWAYS	ST. 18 (E) - HAMILTON DR.	87,404.27
R197602400	01/01/1976	KIDD RD. Route# - L109		ROADWAYS	L-108 HILLBURN (N) - DEAD...	3,972.92

LEA COUNTY FIXED ASSET INVENTORY LIST
Lea County - June 30, 2017Assets: 2,137 of 2,421 Included
Include: Active assets ONLY
Method: Book - Std Conventions Applied

Sort #1: Type

Asset ID	Date Acq	Description	Serial # - VIN	Asset A/C#	Description #2	Cost
Type: INFRASTRUC						
R197602420	01/01/1976	KING RD. Route# - E20		ROADWAYS	ST. 207 (W) - DEAD END	27,810.45
R197602430	01/01/1976	KNOWLES RD. Route# - H73		ROADWAYS	CORP. LIMITS/ GRIMES (N)...	152,560.18
R197602440	01/01/1976	KOCH RD. Route# - T140		ROADWAYS	NM/TX ST. LINE RD. 769 (W)...	63,566.74
R197602450	01/01/1976	KORNEGAY RD. Route# - H74		ROADWAYS	H-74 KANSAS AVE. (N) -...	12,713.35
R197602460	01/01/1976	KYLE RD. Route# - L78		ROADWAYS	ST. 18 (E) - DEAD END	3,178.34
R197602470	01/01/1976	LA MESA RD. Route# - H78		ROADWAYS	STILES RD. (N) - DEAD END	3,178.34
R197602480	01/01/1976	LAGUNA RD. Route# - H55		ROADWAYS	US ST. 62-180(N) - DEAD END	24,632.11
R197602490	01/01/1976	LAKEVIEW RD. Route# - H70		ROADWAYS	ST. 18 (E) - ST. 18 (LOOPS...	11,124.18
R197602500	01/01/1976	LANDFILL RD. Route# - H63		ROADWAYS	H-63 STANOLIND RD. (N) -...	31,783.37
R197602550	01/01/1976	LEBO RD. Route# - L116		ROADWAYS	L-116 BOYD (E) - DEAD END	794.58
R197602560	01/01/1976	LEE RANCH RD. Route# - L50		ROADWAYS	L-50 BUCKEYE - DEAD END	14,302.52
R197602580	01/01/1976	LEMAN RD. Route# - L113		ROADWAYS	ST. 206 (W) - L-110 SIX...	41,318.39
R197602630	01/01/1976	LLANO GRANDE DR. Route# - H61		ROADWAYS	ST. 18 (W) - TELEPHONE...	12,713.35
R197602660	01/01/1976	LONESOME DOVE RD. Route# - T149		ROADWAYS	T-149 SARTIN (S) - DEAD END	7,151.26
R197602670	01/01/1976	LONGVIEW RD. Route# - L102		ROADWAYS	ST. 83 (S) - DEAD END	7,945.84
R197602690	01/01/1976	LOVELADY RD. Route# - H75		ROADWAYS	JOHNSON RD. (E) - DEAD END	3,972.92
R197602700	01/01/1976	LOWE RD. Route# - T144		ROADWAYS	T-135 SIMPSON (E) - T-140...	31,783.37
R197602710	01/01/1976	LUSK RD. Route# - L126		ROADWAYS	L-126 MALJAMAR (W) -...	19,070.02
R197602720	01/01/1976	LYMAN RD. Route# - T159		ROADWAYS	US-380 - DEAD END	2,383.75
R197602730	01/01/1976	LYNN RD. Route# - H67		ROADWAYS	US ST. 62-180 (N) - DEAD END	7,151.26
R197602750	01/01/1976	MADERA RD. Route# - J2		ROADWAYS	J-2 BATTLE AXE (S) - DEAD...	13,507.93
R197602760	01/01/1976	MAHAN RD. Route# - H64		ROADWAYS	H-66 WEST CNTY. RD. (W) -...	12,713.35
R197602770	01/01/1976	MAIN LINE RED St. Route# - J3		ROADWAYS	FRONT St. (S) - DEAD END	794.58
R197602780	01/01/1976	MAIN N.W. St. Route# - H80		ROADWAYS	ST. 18 (W) - RUSSELL AVE.	1,589.17
R197602820	01/01/1976	MARATHON RD. Route# - H27		ROADWAYS	US ST. 62-180 (S) - ST. 176	127,133.48
R197602830	01/01/1976	MARKHAM RD. Route# - L108		ROADWAYS	L-108 HILLBURN (S) - DEAD...	3,178.34
R197602840	01/01/1976	MARLAND BLVD Route# - H63		ROADWAYS	CORP. LIMITS/ 14TH St. (E) -...	31,783.37
R197602850	01/01/1976	MARLEE RD. Route# - L115		ROADWAYS	L-115 OWENS (S) - L-88...	15,891.69
R197602870	01/01/1976	MARSHALL St. Route# - J3		ROADWAYS	FRONT St. (S) - BACK St.	794.58
R197602880	01/01/1976	MARTIN RANCH RD. Route# - L118		ROADWAYS	US ST. HWY 82 (N) - DEAD...	4,767.51
R197602900	01/01/1976	MATHERS RD. Route# - T157		ROADWAYS	T-157 BAGLEY FIELD (W) -...	23,042.94
R197602920	01/01/1976	MC CASLAND RD. Route# - H59		ROADWAYS	ST. 18 (E) - DEAD END	27,015.86
R197602930	01/01/1976	MC DONALD (T-130) RD. Route# - T130		ROADWAYS	ST. 206 (E) - ST. 769 NM TX....	238,375.27
R197602940	01/01/1976	MC DONALD (T-147) RD. Route# - T147		ROADWAYS	ST. 206 (W) - T-147 HIGHTOP	128,722.65
R197602960	01/01/1976	MC KOWN RD. Route# - T132		ROADWAYS	T-130 MC DONALD (N) -...	1,589.17
R197602970	01/01/1976	MC MILLAN RD. Route# - L91		ROADWAYS	NM/TX ST. LINE RD. 769 (W)...	13,507.93
R197602980	01/01/1976	MC NEELY RD. Route# - T149		ROADWAYS	T-149 SARTIN (S) - DEAD END	19,864.61
R197602990	01/01/1976	MC NEIL RD. Route# - H42		ROADWAYS	ST. 18 (E) - DEAD END	3,178.34
R197603000	01/01/1976	MEADOWBROOK DR. Route# - H70		ROADWAYS	PALMETTO DR. (N) -...	4,767.51
R197603020	01/01/1976	MEDLIN RD. Route# - T153		ROADWAYS	T-151 SIMONOLA VALLEY...	19,070.02
R197603050	01/01/1976	MESA ST. Route# - L112		ROADWAYS	L-112 DAKOTA DR. (S) -...	6,356.67
R197603070	01/01/1976	MIDWAY RD. Route# - L88		ROADWAYS	ST. 83 (W) - L-115 MARLEE	43,702.13
R197603090	01/01/1976	MISCELLANEOUS ROADS		ROADWAYS		0.00
R197603100	01/01/1976	MISHAE RD. Route# - L111		ROADWAYS	US ST. HWY 82 - WATER St.	6,356.67
R197603130	01/01/1976	MONUMENT HWY Route# - H42		ROADWAYS	ST. 18 (W) - ST. 8	135,079.32
R197603140	01/01/1976	MONUMENT CEM. RD. Route# - H42		ROADWAYS	H-42 MONUMENT HWY. (S) -...	5,562.09
R197603150	01/01/1976	MOORE RD. Route# - T159		ROADWAYS	US ST. HWY 380 (S) - T-159...	109,652.63
R197603170	01/01/1976	MORNING SUN DR. Route# - L112		ROADWAYS	ST. 206(E) - ADOBE St.	1,589.17
R197603190	01/01/1976	MURPHY'S CHAPEL RD. Route# - T140		ROADWAYS	T-140 POWELL (E) - DEAD END	7,945.84
R197603200	01/01/1976	N 9th. (Lovington) St. Route# - L-119		ROADWAYS	Gum St. L119 - Lovinton Corp....	4,767.51
R197603210	01/01/1976	N 25th. (Lovington) St. Route# - L119		ROADWAYS	L-119 GUM St. (S) - DEAD END	4,767.51
R197603250	01/01/1976	N CARR LN. Route# - H64		ROADWAYS	H-64 W. BENDER BLVD. (S) -...	7,945.84
R197603270	01/01/1976	N CATALPA DR. Route# - H70		ROADWAYS	LAKEVIEW DR. (E) - OAK...	3,178.34

LEA COUNTY FIXED ASSET INVENTORY LIST
Lea County - June 30, 2017Assets: 2,137 of 2,421 Included
Include: Active assets ONLY
Method: Book - Std Conventions Applied

Sort #1: Type

Asset ID	Date Acq	Description	Serial # - VIN	Asset A/C#	Description #2	Cost
Type: INFRASTRUC						
R197603280	01/01/1976	N CONNERS RD. Route# - H54		ROADWAYS	US ST.62-180 (Seminole...	6,356.67
R197603290	01/01/1976	N COPELAND RD. Route# - T169		ROADWAYS	US ST. HWY 380 (N) - DEAD...	15,891.69
R197603320	01/01/1976	N EVANS AVE. Route# - H63		ROADWAYS	COLLEGE (N) - LINCOLN	3,178.34
R197603340	01/01/1976	N FORD PL. Route# - H39		ROADWAYS	COMANCHE - DEAD END	1,589.17
R197603360	01/01/1976	N FOWLER ST. Route# - H39		ROADWAYS	NAVAJO DR. (N) - H-39...	7,945.84
R197603400	01/01/1976	N GARY LN. Route# - H64		ROADWAYS	H-64 W. BENDER BLVD. (S) - ...	7,945.84
R197603410	01/01/1976	N GILBERT AVE. Route# - H80		ROADWAYS	MAIN NW St. (S) - TEXAS...	2,383.75
R197603430	01/01/1976	N GREENWAY DR. Route# - H70		ROADWAYS	LAKEVIEW DR. (N) - ...	3,178.34
R197603440	01/01/1976	N GREENWOOD PL. Route# - H75		ROADWAYS	ROSE RD. (S) - DEAD END	4,767.51
R197603450	01/01/1976	N HARRIS AVE Route# - H63		ROADWAYS	E. SANGER (N) - LINCOLN	7,945.84
R197603460	01/01/1976	N INDUSTRIAL DR. Route# - H70		ROADWAYS	MILLEN DR. (N) - HOSPITAL...	7,945.84
R197603540	01/01/1976	N. ACOMA DR. Route# - H39		ROADWAYS	NAVAJO DR. (S) - SPEARS DR.	3,178.34
R197603550	01/01/1976	N. ACOMA DR. Route# - H73		ROADWAYS	BROOM (N) - MILLEN DR.	1,589.17
R197603560	01/01/1976	N. ADOBE St. Route# - L112		ROADWAYS	APACHE DR. (N) - DAKOTA DR.	6,356.67
R197603580	01/01/1976	N. AZOTEA DR. Route# - H39		ROADWAYS	APACHE DR. (N) - DEAD END	1,589.17
R197603590	01/01/1976	N. BAGGETT DR. Route# - H73		ROADWAYS	MILLEN DR. (N) - DEAD END	7,945.84
R197603600	01/01/1976	N. BENSING RD. Route# - H79		ROADWAYS	COLLEGE - DEAD END	99,323.03
R197603610	01/01/1976	N. BENSING RD. Route# - H64		ROADWAYS	MAHAN (N) - DEAD END	31,783.37
R197603620	01/01/1976	N. BILLY DR. Route# - H74		ROADWAYS	GUADALUPE (S) - ...	1,589.17
R197603630	01/01/1976	N. BRAND DR. Route# - H54		ROADWAYS	US ST. 62-180 (Seminole...	6,356.67
R197603650	01/01/1976	N. CAMPUS AVE Route# - H63		ROADWAYS	E. SANGER (N) - HARDY	4,767.51
R197603660	01/01/1976	N. COCHRAN St. Route# - H73		ROADWAYS	MILLEN DR. (N) - DEAD END	3,178.34
R197603670	01/01/1976	N. MADDOX RD. Route# - H41		ROADWAYS	US ST. 62-180 (N) - DEAD END	24,632.11
R197603710	01/01/1976	N. RUSSEL AVE. Route# - H80		ROADWAYS	TEXAS NW St. (S) - ILLINOIS...	2,383.75
R197603720	01/01/1976	N. SACRAMENTO ST. Route# - H74		ROADWAYS	H-74 KANSAS AVE. (S) - ...	1,589.17
R197603730	01/01/1976	N. SAN JUAN ST. Route# - H72		ROADWAYS	H-71 ALABAMA (N) - SAN JOSE	3,178.34
R197603740	01/01/1976	N. SAN MARTIN ST. Route# - H72		ROADWAYS	H-71 ALABAMA (N) - SAN JOSE	3,178.34
R197603750	01/01/1976	N. TATUM AVE. Route# - H75		ROADWAYS	ROSE RD. (N) - SANTA FE	1,589.17
R197603780	01/01/1976	N.W. BROADWAY St. Route# - H80		ROADWAYS	TEXAS NW St. (S) - ILLINOIS...	1,589.17
R197603790	01/01/1976	NADINE RD. Route# - H56		ROADWAYS	ST. 18 (E) - NM/TX ST LN....	60,388.40
R197603830	01/01/1976	NINE RANCH RD. Route# - T155		ROADWAYS	US ST. HWY 380 (N) - DEAD...	103,295.95
R197603850	01/01/1976	NORTH ACRES RD. Route# - L110		ROADWAYS	L-110 SIX SHOOTER (E) - ...	9,535.01
R197603860	01/01/1976	OAKRIDGE DR. Route# - H70		ROADWAYS	MAGNOLIA DR. (N) - ...	6,356.67
R197603880	01/01/1976	ODELL RD. Route# - T166		ROADWAYS	US ST. HWY 380 (N) - T-166...	23,837.53
R197603890	01/01/1976	OLIVER RD. Route# - T144		ROADWAYS	T-144 LOWE (S) - T-144...	7,945.84
R197603910	01/01/1976	OWENS PL. Route# - H39		ROADWAYS	COMANCHE - DEAD END	2,383.75
R197603920	01/01/1976	OWENS RD. Route# - L115		ROADWAYS	US HWY 82 (E) - L-115 OWENS	50,058.81
R197603930	01/01/1976	PALMETTO St. Route# - H70		ROADWAYS	LAKEVIEW (S) - MEADOW...	1,589.17
R197603940	01/01/1976	PARADISE LN. Route# - H74		ROADWAYS	H-74 KANSAS AVE. (S) - ...	2,383.75
R197603950	01/01/1976	PATTERSON RD. Route# - L118		ROADWAYS	US ST. HWY 82 (NW) - L-121...	77,074.67
R197603960	01/01/1976	PAWNEE RD. Route# - H71		ROADWAYS	POOL St. (W) - DEAD END	2,383.75
R197603970	01/01/1976	PAYNE RD. Route# - L99		ROADWAYS	L-99 DONNA (W) - L-100 GILL	34,961.71
R197603980	01/01/1976	PEARL DR. Route# - H74		ROADWAYS	GUADALUPE (N) - H-74...	794.58
R197603990	01/01/1976	PEARSON RD. Route# - E30		ROADWAYS	ST. 176 (N) - DEAD END	22,248.36
R197604000	01/01/1976	PEBBLE RD. Route# - T132		ROADWAYS	ST. 206 (E) - T-132 CHAMBERS	15,891.69
R197604010	01/01/1976	PEGGY RD. Route# - T146		ROADWAYS	US ST. HWY 380 (S) - DEAD...	7,945.84
R197604020	01/01/1976	PENASCO DR. Route# - H56		ROADWAYS	H-56 TIPTON DR. (N) - DEAD...	794.58
R197604040	01/01/1976	PEVELER RD. Route# - T165		ROADWAYS	T-165 JOHNSON (S) - DEAD...	17,480.85
R197604090	01/01/1976	PINE DR. Route# - H70		ROADWAYS	MEADOWBROOK DR. (E) - ...	6,356.68
R197604110	01/01/1976	PINSON RD. Route# - H82		ROADWAYS	ST. 132 (W) - CATCHINGS	95,350.11
R197604180	01/01/1976	POWELL RD. Route# - T140		ROADWAYS	US ST. HWY 380 (S) - T-140...	79,458.42
R197604200	01/01/1976	PRAIRIEVIEW RD. Route# - L88		ROADWAYS	ST. 83 (S) - L-88 THORNHILL	49,264.22
R197604220	01/01/1976	PRICE RD. Route# - T165		ROADWAYS	ST. 206 (W) - T-165 PEVELER	15,891.69

LEA COUNTY FIXED ASSET INVENTORY LIST
Lea County - June 30, 2017Assets: 2,137 of 2,421 Included
Include: Active assets ONLY
Method: Book - Std Conventions Applied

Sort #1: Type

Asset ID	Date Acq	Description	Serial # - VIN	Asset A/C#	Description #2	Cost
Type: INFRASTRUC						
R197604230	01/01/1976	PRISCILLA RD. Route# - T159		ROADWAYS	ST. 457 (W) - CHAVES CO...	95,350.11
R197604240	01/01/1976	QUERECHO RD. Route# - L125		ROADWAYS	ST. 529 (N) - L-125...	50,058.81
R197604270	01/01/1976	R.D. LEE RD. Route# - L53		ROADWAYS	L-50 BUCKEYE (S) - DEAD END	20,659.19
R197604310	01/01/1976	RANGER LAKE RD. Route# - T164		ROADWAYS	ST. 206 (E) - ST. 125	33,372.54
R197604320	01/01/1976	RED ARBSON PARK Route# - H70		ROADWAYS	ST.18(E) - ST. 18 (LOOPS)	6,356.67
R197604330	01/01/1976	RED BUD DR. Route# - H70		ROADWAYS	MAPLE St. (E) - SCENIC DR.	1,589.17
R197604360	01/01/1976	ROBERT RD. Route# - H64		ROADWAYS	H-64 W. BENDER BLVD. (S) -...	11,918.76
R197604380	01/01/1976	ROONEY RD. Route# - L122		ROADWAYS	US ST. HWY 82 (S) - DEAD...	7,151.26
R197604400	01/01/1976	ROTH RD. Route# - H39		ROADWAYS	NAVAJO DR. (N) - APACHE DR.	1,589.17
R197604410	01/01/1976	RUSSELL AVE. Route# - H80		ROADWAYS	MAIN NW St. (S) - TEXAS...	2,383.75
R197604430	01/01/1976	S EIDSON RD. Route# - L120		ROADWAYS	ST. 238 - ST. 238	21,453.77
R197604460	01/01/1976	S FOURTEENTH S. Route# - H63		ROADWAYS	STANOLIND RD.(N) - MARLAND	15,891.69
R197604480	01/01/1976	S GALLINI LN. Route# - L99		ROADWAYS	L-99 PAYNE (S) - DEAD END	794.58
R197604490	01/01/1976	S GASPER St. Route# - H42		ROADWAYS	H-42 MONUMENT HWY. (S) -...	9,535.01
R197604510	01/01/1976	S GLADIOLA RD. Route# - T144		ROADWAYS	US ST. HWY 380 (S) - T-144...	7,945.84
R197604520	01/01/1976	S HOGGETT RD. Route# - L99		ROADWAYS	L-99 PAYNE (S) - DEAD END	3,178.34
R197604530	01/01/1976	S JAMES RD. Route# - T150		ROADWAYS	T-149 SARTIN (N) - US HWY...	31,783.37
R197604540	01/01/1976	S PEARL VALLEY RD. Route# - H43		ROADWAYS	H-41 MADDOX (W) - US 62-180	76,280.09
R197604550	01/01/1976	S RICHARDS DR. Route# - H56		ROADWAYS	H-56 NADINE (N) - DEAD END	3,178.34
R197604560	01/01/1976	S RYCO LN. Route# - H66		ROADWAYS	US ST. 62-180 (N) - DUNNAM...	1,589.17
R197604580	01/01/1976	S WEIR ST. Route# - H42		ROADWAYS	ST. 322 (N) - DEAD END	2,383.75
R197604600	01/01/1976	S. AIRPORT ENTRANCE RD. Route# - H68		ROADWAYS	US ST. 62-180 (S) - DEAD END	9,535.01
R197604610	01/01/1976	S. ANDERSON (TATUM) AVE. Route# - T150		ROADWAYS	13TH St. (N) - 7TH	6,356.67
R197604620	01/01/1976	S. ARKANSAS JUNC. RD. Route# - H47		ROADWAYS	US ST. 62-180 (S) - H-43...	25,426.70
R197604640	01/01/1976	S. BRONCO DR. Route# - H42		ROADWAYS	H-42 MONUMENT HWY. (S) -...	9,535.01
R197604650	01/01/1976	S. C AVE. Route# - T150		ROADWAYS	T-150 14TH St. (N) - 7TH	7,945.84
R197604660	01/01/1976	S. CARTER St. Route# - H56		ROADWAYS	H-56 NADINE (S) - DEAD END	794.58
R197604680	01/01/1976	S. COOK 4 Route# - H42		ROADWAYS	ST. 322 (N) - DEAD END	3,178.34
R197604700	01/01/1976	S. LEGION RD. Route# - E33		ROADWAYS	ST. 8 (S) - E-21 DELAWARE...	47,675.06
R197604720	01/01/1976	S. MADDOX RD. Route# - H41		ROADWAYS	ST. 322 (S) - ST. 8	127,133.48
R197604730	01/01/1976	S. WYOMING AVE. Route# - J6		ROADWAYS	ST. 128 (S) - JAL CORP. LIMITS	20,659.19
R197604740	01/01/1976	SALTY DOG RD. Route# - H47		ROADWAYS	US ST. 62-180 (S) - DEAD END	4,767.51
R197604770	01/01/1976	SANDERS LN. Route# - T149		ROADWAYS	T-149 SARTIN (E) - DEAD END	6,356.67
R197604780	01/01/1976	SARTIN RD. Route# - T149		ROADWAYS	ST. 206 (W) - T-147 HIGHTOP	143,819.75
R197604790	01/01/1976	SCENIC DR. Route# - H70		ROADWAYS	ST. 18 (E) - OAK RIDGE DR.	3,972.92
R197604800	01/01/1976	SCHOOLEY RD. Route# - J16		ROADWAYS	ST. 128 (N) - DEAD END	7,945.84
R197604820	01/01/1976	SCOTT RD. Route# - L116		ROADWAYS	L-116 HESTER (S) - DEAD END	3,178.34
R197604850	01/01/1976	SHADY LN. Route# - H78		ROADWAYS	STILES RD. (N) - DEAD END	7,945.84
R197604860	01/01/1976	SHELL RD. Route# - J21		ROADWAYS	J-21 DELAWARE BASIN (E) -...	23,042.94
R197604870	01/01/1976	SHULTZ RD. Route# - T168		ROADWAYS	US ST. HWY 380 (N) - DEAD...	45,291.30
R197604880	01/01/1976	SID RICHARDSON RD. Route# - J13		ROADWAYS	ST. 18 (E) - J-4 WILLIS	47,675.05
R197604890	01/01/1976	SILAS RD. Route# - L87		ROADWAYS	ST. 83 (N) - DEAD END	11,918.76
R197604900	01/01/1976	SILER RD. Route# - H75		ROADWAYS	DAL PASO (W) - DEAD END	3,178.34
R197604910	01/01/1976	SIMONOLA VALLEY RD. Route# - T151		ROADWAYS	US ST. HWY 380 (S) - T-149...	57,210.07
R197604920	01/01/1976	SIMPSON RD. Route# - T135		ROADWAYS	L-114 CROCKETT (N) - T-166...	136,668.49
R197604930	01/01/1976	SIMS RD. Route# - E35		ROADWAYS	ST. 176 (N) - DEAD END	38,140.04
R197604950	01/01/1976	SKEEN RD. Route# - H27		ROADWAYS	ST. 176 (N) - US 62-180	56,415.48
R197604960	01/01/1976	SLICK RD. Route# - L87		ROADWAYS	MARLEE(W) - DEAD END	7,945.84
R197604990	01/01/1976	SMITH RD. Route# - L110		ROADWAYS	L-110 SIX SHOOTER (E) -...	6,356.67
R197605000	01/01/1976	SOLDIER HILL RD. Route# - L158		ROADWAYS	ST. 457 (W) - T-159 GROSE	59,593.82
R197605020	01/01/1976	SOUTHVIEW RD. Route# - L116		ROADWAYS	L-114 CROCKETT (N) - L-127...	23,837.53
R197605040	01/01/1976	SPEARS RD. Route# - L138		ROADWAYS	NM/TX ST. LINE RD. 769 (W)...	8,740.43
R197605050	01/01/1976	SQUIRES RD. Route# - L50		ROADWAYS	ST. 483 (W) - DEAD END	5,562.09

LEA COUNTY FIXED ASSET INVENTORY LIST
Lea County - June 30, 2017Assets: 2,137 of 2,421 Included
Include: Active assets ONLY
Method: Book - Std Conventions Applied

Sort #1: Type

Asset ID	Date Acq	Description	Serial # - VIN	Asset A/C#	Description #2	Cost
Type: INFRASTRUC						
R197605060	01/01/1976	STANSELL RD. Route# - L104		ROADWAYS	L-103 REED RD. (W) - L-104...	40,523.80
R197605070	01/01/1976	STAR MILLS RD. Route# - T166		ROADWAYS	T-166 HARTON (N) - DEAD END	9,535.01
R197605080	01/01/1976	STARTEM RD. Route# - H56		ROADWAYS	H-56 NADINE RD.(S) - DEAD...	1,589.17
R197605090	01/01/1976	STATE LINE A RD. Route# - H71		ROADWAYS	H-76 LAWRENCE RD. (S) -...	16,686.27
R197605100	01/01/1976	STEWART RD. Route# - L99		ROADWAYS	L-99 PAYNE (SW) - DEAD END	1,589.17
R197605120	01/01/1976	STOFFER RD. Route# - H42		ROADWAYS	ST. 322 (N) - DEAD END	1,589.17
R197605150	01/01/1976	SUN RD. Route# - H43		ROADWAYS	H-43 PEARL VALLEY (N) -...	3,972.92
R197605160	01/01/1976	SUPEE RD. Route# - L124		ROADWAYS	US ST. HWY 82 (N) - EDDY...	13,507.93
R197605170	01/01/1976	SWAMP RD. Route# - L50		ROADWAYS	L-50 BUCKEYE (N) - DEAD END	3,178.34
R197605180	01/01/1976	SWEAT RD. Route# - L90		ROADWAYS	L-115 MARLEE (E) - L-90...	15,891.69
R197605190	01/01/1976	TCH RANCH RD. Route# - L101		ROADWAYS	US ST. HWY 82 (S) - DEAD...	7,945.84
R197605230	01/01/1976	TELEPHONE POLE RD. Route# - H61		ROADWAYS	ARCO (N) - LLANO GRANDE	12,713.35
R197605240	01/01/1976	TEXAS AVE. Route# - E23		ROADWAYS	E-33 S. LEGION (E) - 17TH &...	9,535.01
R197605250	01/01/1976	TEXAS CAMP R4 Route# - H51		ROADWAYS	ST. 238 (W) - L-125 QUERECHO	49,264.22
R197605260	01/01/1976	TEXAS NW St. Route# - H80		ROADWAYS	GILBERT AVE. (W) -...	1,589.17
R197605270	01/01/1976	THIRD (Jal Bus. Dist. Exit) St. Route# - J6		ROADWAYS	ST. 18 (S) - JAL CORP....	42,907.55
R197605290	01/01/1976	THORP St. Route# - H78		ROADWAYS	STILES RD. (N) - GRIEF DR.	7,945.84
R197605310	01/01/1976	TOBAC RD. Route# - T170		ROADWAYS	T-170 CARROL (N) -...	30,988.79
R197605320	01/01/1976	TOMAHAWK RD. Route# - L122		ROADWAYS	MESCALERO (E) - L-122...	13,507.93
R197605350	01/01/1976	TONTO RD. Route# - H55		ROADWAYS	H-55 LAGUNA (E) - DEAD END	4,767.51
R197605360	01/01/1976	TRAVIS RD. Route# - T140		ROADWAYS	US ST. HWY 380 (S) - DEAD...	9,535.01
R197605370	01/01/1976	TREVINO RD. Route# - H64		ROADWAYS	H-66 WEST CNTY. RD. (W) -...	15,891.69
R197605380	01/01/1976	TUFFY COOPER RD. Route# - H41		ROADWAYS	H-41 MADDOX (W) - DEAD END	7,945.84
R197605390	01/01/1976	TULK RD. Route# - T108		ROADWAYS	ST. 457 (W) - DEAD END	18,275.44
R197605400	01/01/1976	TWIN LAKES DR. Route# - L97		ROADWAYS	COUNTRY CLUB RD. -...	1,589.17
R197605410	01/01/1976	UNDERWOOD RD. Route# - T181		ROADWAYS	ST. 125 (E) - DEAD END	23,837.53
R197605420	01/01/1976	VADA LEE RD. Route# - T170		ROADWAYS	T-170 CARROL (N) - DEAD END	9,535.01
R197605480	01/01/1976	W ELDRIDGE RD. Route# - H69		ROADWAYS	ST. 8 (E) - DEAD END	2,383.75
R197605580	01/01/1976	W GRAHAM RD. Route# - L78		ROADWAYS	2 ND St. (W) STATE 483 -...	5,562.09
R197605590	01/01/1976	W GRIEF DR. Route# - H78		ROADWAYS	THORP St. (W) - DEAD END	3,178.34
R197605600	01/01/1976	W GUADALUPE ST. Route# - H74		ROADWAYS	ST. 18 (E) - SACRAMENTO	2,383.75
R197605630	01/01/1976	W HICKMAN DR. Route# - H73		ROADWAYS	GRIMES St. (E) - FOWLER	7,945.84
R197605720	01/01/1976	W ILLINOIS AVE. Route# - H80		ROADWAYS	BROADWAY NW St. (W) - C- 80	1,589.17
R197605780	01/01/1976	W. ALABAMA St. Route# - H71		ROADWAYS	ST. 18 (W) - DEAD END	27,015.86
R197605800	01/01/1976	W. ANTELOPE (HOBBS) DR. Route# - H73		ROADWAYS	H-73 KNOWLES RD. (E) -...	7,945.84
R197605810	01/01/1976	W. APACHE DR. Route# - H39		ROADWAYS	GRIMES St. - FOWLER	7,945.84
R197605840	01/01/1976	W. ARMJO DR. Route# - H74		ROADWAYS	MOCKINGBIRD DR. (W) -...	794.58
R197605860	01/01/1976	W. BAY DR. Route# - H70		ROADWAYS	MEADOWBROOK DR. (E) -...	1,589.17
R197605870	01/01/1976	W. BENDER BLVD. BLVD Route# - H64		ROADWAYS	H-66 WEST CNTY. RD. (W) -...	23,837.53
R197605880	01/01/1976	W. BILLY WALKER RD. Route# - H45		ROADWAYS	ST. 8 (E) - ST. 18	141,436.00
R197605890	01/01/1976	W. BLUEBIRD DR. Route# - H74		ROADWAYS	MOCKINGBIRD DR. (W) -...	794.58
R197605900	01/01/1976	W. BROOM DR. Route# - H73		ROADWAYS	GRIMES St. (E) - FOWLER	7,945.84
R197605910	01/01/1976	W. BUENA SUERTA DR. Route# - H77		ROADWAYS	H-73 KNOWLES (E) - ST. 132	11,918.76
R197605920	01/01/1976	W. BURGESS St. Route# - H73		ROADWAYS	GRIMES St. (E) - DEAD END	7,945.84
R197605960	01/01/1976	W. COLLEGE LN. Route# - H73		ROADWAYS	GRIMES St. (W) - HOBBS...	9,535.01
R197605980	01/01/1976	W. J (LOVINGTON) AVE Route# - L99		ROADWAYS	17TH St. (W) - DEAD END	6,356.67
R197606000	01/01/1976	W. M AVE Route# - L99		ROADWAYS	25TH St. (W) - DEAD END	1,589.17
R197606010	01/01/1976	W. SAN JOSE ST. Route# - H72		ROADWAYS	WORLD DR. (E) - SAN MARTIN	1,589.17
R197606020	01/01/1976	W. SANGER ST. Route# - H65		ROADWAYS	H-66 WEST CNTY. RD. (W) -...	5,562.09
R197606030	01/01/1976	W. SANTA FE Route# - H-74		ROADWAYS	N. DAVIS LN (W) - DEAD END	794.58
R197606050	01/01/1976	W. SOCKWELL ST. Route# - H73		ROADWAYS	GRIMES St. (E) - DEAD END	7,945.84
R197606060	01/01/1976	W. SPRUCE RD. Route# - L103		ROADWAYS	L-103 REED RD. (E) - DEAD...	1,589.17
R197606070	01/01/1976	W. STILES RD. Route# - L78		ROADWAYS	ST. 18 (W) - DEAD END	87,404.27

LEA COUNTY FIXED ASSET INVENTORY LIST
Lea County - June 30, 2017Assets: 2,137 of 2,421 Included
Include: Active assets ONLY
Method: Book - Std Conventions Applied

Sort #1: Type

Asset ID	Date Acq	Description	Serial # - VIN	Asset A/C#	Description #2	Cost
Type: INFRASTRUC						
R197606080	01/01/1976	W. TUCKER DR. Route# - H73		ROADWAYS	GRIMES St. (E) - DEAD END	7,945.84
R197606130	01/01/1976	W. WOODS DR. Route# - H73		ROADWAYS	GRIMES St. (E) - DEAD END	3,178.34
R197606140	01/01/1976	WAGON WHEEL DR. Route# - H78		ROADWAYS	STILES RD. (N) - DEAD END	6,356.67
R197606150	01/01/1976	WARREN RD. Route# - L117		ROADWAYS	ST. 457 (W) - DEAD END	55,620.90
R197606160	01/01/1976	WATER DOG RD. Route# - H45		ROADWAYS	ST. 18 (E) - DEAD END	7,945.84
R197606170	01/01/1976	WATSON RD. Route# - L105		ROADWAYS	L-103 REED RD. (W) - DEAD...	13,507.93
R197606190	01/01/1976	WES BEN DR. DR. Route# - L97		ROADWAYS	E. BIRCH (S) - E. MONROE	7,151.26
R197606210	01/01/1976	WESTERN TRAIL RD. Route# - L99		ROADWAYS	L-99 SUMRULD (S) - DEAD END	3,972.92
R197606220	01/01/1976	WHITE RANCH RD. Route# - T179		ROADWAYS	ST. 125 (W) - ST. 508	33,372.54
R197606240	01/01/1976	WIER RD. Route# - L89		ROADWAYS	L-89 PRAIRVIEW (E) - DEAD...	3,972.92
R197606270	01/01/1976	WILLIAMS RD. Route# - L101		ROADWAYS	US ST. HWY 82 (S) - DEAD...	37,345.46
R197606310	01/01/1976	WOODFIN DR. Route# - H73		ROADWAYS	FOWLER (W) - LINAM	3,178.34
R197606320	01/01/1976	WOODLAND DR. Route# - H70		ROADWAYS	MEADOWBROOK DR. (E) - ...	1,589.17
R197606330	01/01/1976	WOOLWORTH RD. Route# - J9		ROADWAYS	J-7 COOPER & J-8 DEEP...	7,945.84
R197606360	01/01/1976	WRIGHT DR. Route# - H42		ROADWAYS	ST. 18 (E) - DEAD END	3,178.34
1997002480	06/30/1997	TRAINING FACILITY CONCRETE PAD		AIRPORT FI		9,571.27
1999001110	01/28/1999	HOBBS ENGINEERING SRV ROSS GROUP TERMINAL BUILDING		AIRPORT		6,000.00
1999001100	02/19/1999	JAL CONSTRUCTION SRV ARMSTRONG		AIRPORT		286,074.77
1999001090	04/01/1999	JAL ENGINEERING SRV ROSS GROUP		AIRPORT		55,225.06
2000000060	07/28/1999	STREET SIGN INSTALLATION		ROAD		28,922.10
R200000020	06/30/2000	MISCELLANEOUS ROADS		ROADWAYS		467,904.06
2001001150	03/06/2001	LEA COUNTY WAR MEMORIAL		COMMISSION		1,560.74
R200100010	06/30/2001	MILLEN DR. Route# - H73		ROADWAYS	GRIMES St. (E) - FOWLER	2,203,704.60
R200100020	06/30/2001	MISCELLANEOUS ROADS		ROADWAYS		35,450.42
2002001020	01/31/2002	AIRPORT ACTION PLAN		AIRPORT		10,494.00
2002000580	04/17/2002	PARKING LOT		FAIRGROUND		116,721.00
2002000980	05/13/2002	WATER SYSTEM UPGRADE - HOBBS		AIRPORT		3,737.00
R200200010	06/30/2002	BUTTON MESA RD. Route# - T156		ROADWAYS	US ST. HWY 380 (N) - DEAD...	251,018.58
R200200020	06/30/2002	CARROL RD. Route# - T170		ROADWAYS	ST. 206 (W) - T-156 BUTTON...	428,343.35
R200200030	06/30/2002	DEAN RD. Route# - T168		ROADWAYS	T-168 SHULTS (E) - DEAD END	12,212.51
R200200040	06/30/2002	HEIDEL RD. Route# - L137		ROADWAYS	US ST. HWY 82 (N) - L-130...	138,016.78
R200200050	06/30/2002	KILY RD. Route# - E31		ROADWAYS	ST. 8 (W) - ST. 175	139,000.92
R200200060	06/30/2002	KOCH RD. Route# - T140		ROADWAYS	NM/TX ST. LINE RD. 769 (W)...	42,666.67
R200200070	06/30/2002	MOORE RD. Route# - T159		ROADWAYS	US ST. HWY 380 (S) - T-159...	26,610.81
R200200080	06/30/2002	NINE RANCH RD. Route# - T155		ROADWAYS	US ST. HWY 380 (N) - DEAD...	29,937.16
R200200090	06/30/2002	R AVE. Route# - L99		ROADWAYS	17TH St. (W) - L-99 DONNA	65,891.69
R200200100	06/30/2002	SHULTZ RD. Route# - T168		ROADWAYS	US ST. HWY 380 (N) - DEAD...	17,066.67
2002000960	06/30/2002	SLURRY SEAL AND STRIPING - HOBBS		AIRPORT		59,111.00
2002000970	06/30/2002	REHAB AIRSIDE PAVEMENT - JAL		AIRPORT		66,820.00
2002000990	06/30/2002	TAXIWAY RECONSTRUCTION & FENCE		AIRPORT		234,776.00
2002001000	06/30/2002	RUNWAY & TAXIWAY STRIPING-HOBBS		AIRPORT		2,050.00
2002001010	06/30/2002	RUNWAY SAFETY AREAS - HOBBS		AIRPORT		1,961.00
2002000540	06/30/2002	RV PARKING		EVENT CENT		23,283.00
2003000180	08/28/2002	CONVENIENCE STATIONS		EMERGENCY		1,321,377.99
2003000040	10/29/2002	SLURRY SEAL HOBBS AIRPORT		AIRPORT		74,264.00
2003000060	03/24/2003	STRIPING HOBBS AIRPORT		AIRPORT		6,943.00
2003000050	05/20/2003	TREES HOBBS AIRPORT		AIRPORT		5,598.00
2003000080	06/27/2003	FENCE JAL AIRPORT		AIRPORT		24,494.00
R200300020	06/30/2003	BROWNING RD. Route# - L110		ROADWAYS	L-110 SIX SHOOTER (E) - ...	20,288.40
R200300030	06/30/2003	E. 10th. (Tatum) St. Route# - T150		ROADWAYS	ST. 206 (E) - DEAD END...	22,233.66
R200300040	06/30/2003	E. 11th. (Tatum) St. Route# - T150		ROADWAYS	ST. 206 (E) - DEAD END...	22,233.66
R200300050	06/30/2003	E. 13th. (Tatum) St. Route# - T150		ROADWAYS	ST. 206 (E) - DEAD END...	22,233.66
R200300060	06/30/2003	E. BEARD RD. Route# - H56		ROADWAYS	ST. 18 (E) - DEAD END	5,558.42

LEA COUNTY FIXED ASSET INVENTORY LIST
Lea County - June 30, 2017Assets: 2,137 of 2,421 Included
Include: Active assets ONLY
Method: Book - Std Conventions Applied

Sort #1: Type

Asset ID	Date Acq	Description	Serial # - VIN	Asset A/C#	Description #2	Cost
Type: INFRASTRUC						
R200300070	06/30/2003	FRYING PAN RD. Route# - J3		ROADWAYS	ST. 205 (S) - NM/TX ST LN.	121,676.48
R200300080	06/30/2003	KEITH DR. Route# - H56		ROADWAYS	ST. 18 (E) - DEAD END	16,675.26
R200300100	06/30/2003	MISCELLANEOUS ROADS		ROADWAYS		64,357.71
R200300130	06/30/2003	PERRIN DR. Route# - H56		ROADWAYS	H-56 TIPTON DR. (N) - DEAD...	16,675.26
R200300140	06/30/2003	S DANIEL AVE. Route# - T150		ROADWAYS	13TH St. (N) - 7TH	22,233.66
R200300150	06/30/2003	S EUBANK AVE. Route# - T150		ROADWAYS	10TH St. (S) - DEAD END	22,233.66
R200300160	06/30/2003	S FOX AVE. Route# - T150		ROADWAYS	7TH St. (S) - DEAD END	22,233.66
R200300170	06/30/2003	S. BRIDGES AVE. Route# - T150		ROADWAYS	13TH St. (N) - 7TH	22,233.66
R200300180	06/30/2003	S. COBURN AVE. Route# - T150		ROADWAYS	13TH St. (N) - 7TH	22,233.66
R200300190	06/30/2003	S. WYOMING AVE. Route# - J6		ROADWAYS	ST. 128 (S) - JAL CORP. LIMITS	2,727.53
R200300200	06/30/2003	SEELY RD. Route# - L110		ROADWAYS	L-110 SIX SHOOTER (E) -...	35,504.71
R200300220	06/30/2003	THIRD (Jal Bus. Dist. Exit) St. Route# - J6		ROADWAYS	ST. 18 (S) - JAL CORP....	14,728.68
R200300230	06/30/2003	TIPTON RD. Route# - H56		ROADWAYS	ST. 18 (E) - DEAD END	27,792.08
R200300250	06/30/2003	W GEORGIA AVE. Route# - H72		ROADWAYS	WORLD DR. (E) - DEAD END	4,763.83
R200300270	06/30/2003	W ILLINOIS AVE. Route# - H72		ROADWAYS	WORLD DR. (E) - DEAD END	4,763.83
2003000020	06/30/2003	RUNWAY & SAFETY AREA HOBBS		AIRPORT		6,696.00
2003000070	06/30/2003	RUNWAY JAL AIRPORT		AIRPORT		5,450.00
2003000090	06/30/2003	TAXIWAY LOVINGTON AIRPORT		AIRPORT		184,563.00
2003000100	06/30/2003	RUNWAY LOVINGTON AIRPORT		AIRPORT		81,040.00
2004000020	07/09/2003	LOVINGTON AIRPORT RUNWAY		AIRPORT		5,055.00
2004000050	08/04/2003	JAL RUNWAY 1-19		AIRPORT		12,304.00
2004000040	01/29/2004	LOVINGTON TAXIWAY		AIRPORT		10,252.00
R200400010	06/30/2004	21st. (Lovington) St. Route# - L99		ROADWAYS	W. AVE. J (N) - DEAD END	5,924.32
R200400020	06/30/2004	BUTTON MESA RD. Route# - T156		ROADWAYS	US ST. HWY 380 (N) - DEAD...	30,489.74
R200400030	06/30/2004	CARROL RD. Route# - T170		ROADWAYS	ST. 206 (W) - T-156 BUTTON...	49,892.30
R200400050	06/30/2004	E. ALABAMA St. Route# - H71		ROADWAYS	ST. 18 (E) - NM/TX ST LN.	23,837.43
R200400070	06/30/2004	EUNICE BY-PASS RD. Route# - E33		ROADWAYS	ST. 207 (E) - AVE J & 6TH St.	26,821.82
R200400080	06/30/2004	KOCH RD. Route# - T140		ROADWAYS	NM/TX ST. LINE RD. 769 (W)...	22,174.36
R200400100	06/30/2004	MISCELLANEOUS ROADS		ROADWAYS		44,348.71
R200400110	06/30/2004	MONUMENT HWY Route# - H42		ROADWAYS	ST. 18 (W) - ST. 8	22,174.36
R200500030	06/30/2005	MISCELLANEOUS ROADS		ROADWAYS		561,518.00
R200500040	06/30/2005	MONUMENT HWY Route# - H42		ROADWAYS	ST. 18 (W) - ST. 8	102,898.17
R200500070	06/30/2005	W. BILLY WALKER RD. Route# - H45		ROADWAYS	ST. 8 (E) - ST. 18	40,038.33
2005000210	06/30/2005	LOVINGTON - FSU		AIRPORT		24,429.26
2005000220	06/30/2005	JAL FSU PART OF 20040000500		AIRPORT		74,410.34
2005000230	06/30/2005	HOBBS - FSU		AIRPORT		71,090.17
2005000450	06/30/2005	FAIRGROUND PARKING LOT		GRANTS & P		7,468.13
2006000270	06/29/2006	SAFETY AREA HOBBS AIRPORT		AIRPORT		255,796.95
2006000230	06/29/2006	LOVINGTON RUNWAY		AIRPORT		184,984.23
2006000240	06/29/2006	HOBBS RUNWAY		AIRPORT		365,614.41
R200600020	06/30/2006	E. ALABAMA St. Route# - H71		ROADWAYS	ST. 18 (E) - NM/TX ST LN.	75,215.92
R200600030	06/30/2006	KANSAS ST. Route# - H74		ROADWAYS	ST. 18 (E) - HAMILTON DR.	45,965.29
R200600050	06/30/2006	MESCALERO RD. Route# - L125		ROADWAYS	ST. 238 (W) - L-126 MALJAMAR	383,095.67
R200600060	06/30/2006	MISCELLANEOUS ROADS		ROADWAYS		1,755,122.69
R200700030	06/30/2007	CALLE BONITA St. Route# - H77		ROADWAYS	BUENA SUERTA (N) - DEAD...	13,363.95
R200700050	06/30/2007	JEFFERSON AVE Route# - L99		ROADWAYS	17TH St. (W) - 25TH St.	13,706.69
R200700060	06/30/2007	KNOWLES RD. Route# - H73		ROADWAYS	CORP. LIMITS/ GRIMES (N)...	119,893.63
R200700080	06/30/2007	MALLARD LN. Route# - H76		ROADWAYS	CATCHINGS (E) - DEAD END	95,707.72
R200700090	06/30/2007	MISCELLANEOUS ROADS		ROADWAYS		364,190.10
R200700110	06/30/2007	N GLADIOLA RD. Route# - T167		ROADWAYS	US ST. HWY 380 (N) - DEAD...	199,602.03
R200700120	06/30/2007	N. BENSING RD. Route# - H79		ROADWAYS	COLLEGE - DEAD END	47,417.39
R200700130	06/30/2007	PINSON RD. Route# - H82		ROADWAYS	ST. 132 (W) - CATCHINGS	75,071.75
2008001700	12/25/2007	FG PARKING LOT		FAIRGROUND		86,427.95

LEA COUNTY FIXED ASSET INVENTORY LIST
Lea County - June 30, 2017Assets: 2,137 of 2,421 Included
Include: Active assets ONLY
Method: Book - Std Conventions Applied

Sort #1: Type

Asset ID	Date Acq	Description	Serial # - VIN	Asset A/C#	Description #2	Cost
Type: INFRASTRUC						
2008001690	05/09/2008	EC PARKING LOT RESEAL & RESTRIPE		EVENT GENT		384,413.74
R200800010	06/30/2008	ADOBE RD. Route# - E21		ROADWAYS	E-21 DELAWARE BASIN (S) -...	718,145.92
R200800020	06/30/2008	ANTELOPE (EUNICE) RD. Route# - E21		ROADWAYS	E-21 DELAWARE BASIN (S) -...	1,013,667.49
R200800040	06/30/2008	CROCKETT RD. Route# - L114		ROADWAYS	L-110 SIX SHOOTER (E) -...	388,676.54
R200800060	06/30/2008	E MARR St. Route# - H73		ROADWAYS	H-73 KNOWLES RD. (E) -...	70,069.90
R200800070	06/30/2008	E. ALABAMA St. Route# - H71		ROADWAYS	ST. 18 (E) - NM/TX ST LN.	15,989.00
R200800080	06/30/2008	E. CHANCE DR. Route# - H72		ROADWAYS	WORLD DR. (E) - DEAD END	50,491.22
R200800090	06/30/2008	KNOWLES RD. Route# - H73		ROADWAYS	CORP. LIMITS/ GRIMES (N)...	117,606.83
R200800100	06/30/2008	MC DONALD RD. Route# - H75		ROADWAYS	ROSE RD. (N) - SANTA FE	130,384.26
R200800110	06/30/2008	N FARRETT DR. Route# - H73		ROADWAYS	PRAIRE DOG LN. - DEAD END	27,725.44
R200800120	06/30/2008	N FOURTH ST. Route# - E18		ROADWAYS	ST. 234 (S) - WARREN PET....	51,748.10
R200800130	06/30/2008	PINSON RD. Route# - H82		ROADWAYS	ST. 132 (W) - CATCHINGS	35,507.43
R200800140	06/30/2008	PLAINFIELD DR. Route# - H73		ROADWAYS	MARR St. (N) - DEAD END	27,065.02
R200800150	06/30/2008	PRAIRIE DOG LN. Route# - H73		ROADWAYS	H-73 KNOWLES RD. (E) -...	82,295.76
R200800160	06/30/2008	PRAIRIEVIEW RD. Route# - L88		ROADWAYS	ST. 83 (S) - L-88 THORNHILL	299,049.06
R200800200	06/30/2008	VALDEZ CT. Route# - H74		ROADWAYS	VALDEZ St. - DEAD END	29,753.23
R200800230	06/30/2008	W MARR St. Route# - H73		ROADWAYS	H-73 KNOWLES RD. (W) -...	93,541.79
R200800240	06/30/2008	W. SHELL RD. Route# - H64		ROADWAYS	H-64 W. BENDER BLVD. (N) -...	515,888.28
R200800250	06/30/2008	WILKS RD. Route# - L87		ROADWAYS	ST. 83 (S) - H-78 STILES	208,109.37
2009001180	04/09/2009	PARKING LOT RESEAL & RESTRIPE		AIRPORT		21,678.91
2009001170	04/09/2009	FG PARKING LOT LIGHTING		FAIRGROUND		31,664.85
R200900010	06/30/2009	24th. (Lovington) St. Route# - L99		ROADWAYS	W. AVE. J (N) - DEAD END	8,945.40
R200900020	06/30/2009	ANDERSON RD. Route# - L108		ROADWAYS	ST. 457 (E) - L-104 HIGHTOP	351,098.24
R200900030	06/30/2009	CATCHINGS RD. Route# - H82		ROADWAYS	ST. 18 (N) - STILES	150,969.91
R200900040	06/30/2009	COCHRAN 4 Route# - H73		ROADWAYS	ALEGRE (N) - HUNTER DR.	17,224.43
R200900050	06/30/2009	COLORADO 4 Route# - H74		ROADWAYS	GRIMES St. (W) -...	10,534.57
R200900060	06/30/2009	COPE PL. Route# - H73		ROADWAYS	GRIMES St. (E) - DEAD END	80,525.99
R200900070	06/30/2009	COUNTRY CLUB DR. Route# - L97		ROADWAYS	US ST. HWY 83 (S) - TWIN...	25,836.65
R200900080	06/30/2009	DALMONT St. Route# - H74		ROADWAYS	H-74 KANSAS AVE. (N) -...	4,306.11
R200900090	06/30/2009	DAVIS LN. Route# - H74		ROADWAYS	H-74 KANSAS AVE. (S) -...	43,060.99
R200900100	06/30/2009	De BACA AVE. Route# - H73		ROADWAYS	GRIMES St. (W) - VALDEZ St.	17,224.43
R200900110	06/30/2009	De BACA AVE. Route# - H74		ROADWAYS	BRANIFF DR. (W) - DEAD END	34,880.92
R200900120	06/30/2009	DELAWARE AVE. Route# - H74		ROADWAYS	GRIMES St. (W) - LLEWLYN St.	3,511.52
R200900130	06/30/2009	DELTA DR. Route# - H74		ROADWAYS	KANSAS AVE. (S) - DeBACA...	34,880.92
R200900140	06/30/2009	DeVARGAS AVE. Route# - H73		ROADWAYS	GRIMES St. (W) - VALDEZ St.	17,224.43
R200900150	06/30/2009	DeVARGAS AVE. Route# - H74		ROADWAYS	WORLD DR. (E) - BRANIFF DR.	58,150.19
R200900160	06/30/2009	DIAMOND RD. Route# - J2		ROADWAYS	ST. 128 (S) - DEAD END	838,738.82
R200900170	06/30/2009	DONNA RD. Route# - L99		ROADWAYS	AVE. R (S) - L-99 PAYNE	86,121.97
R200900180	06/30/2009	E. ANDERSON (LOVINGTON) DR. Route# - L97		ROADWAYS	TWIN LAKES (E) - DEAD END	21,530.32
R200900190	06/30/2009	E. BIRCH AVE Route# - L97		ROADWAYS	L-97 INDUSTRIAL (E) -...	17,224.43
R200900200	06/30/2009	E. BRONC RD. Route# - H54		ROADWAYS	WAYLON (E&W) - DEAD END	18,400.63
R200900220	06/30/2009	E. HARRISON AVE Route# - L97		ROADWAYS	L-97 INDUSTRIAL (E) -...	17,224.43
R200900230	06/30/2009	E. HESTER RD. Route# - L116		ROADWAYS	ST. 206 (E) - L-116 SOUTHVIEW	104,412.05
R200900240	06/30/2009	E. POLK AVE. Route# - L97		ROADWAYS	L-97 INDUSTRIAL (E) -...	17,224.43
R200900250	06/30/2009	E. SANTA FE RD. Route# - H75		ROADWAYS	DAL PASO (E) - DEAD END	21,530.32
R200900260	06/30/2009	E. SHADY LANE DR. Route# - H75		ROADWAYS	DAL PASO (W) - DEAD END	4,306.11
R200900270	06/30/2009	EUGENIA LN. Route# - H70		ROADWAYS	COLLEGE LN. (S) - DEAD END	4,306.11
R200900280	06/30/2009	HENNINGTON RD. Route# - L128		ROADWAYS	L-132 CHAMBERS (E) -...	158,920.45
R200900290	06/30/2009	HILL RD. Route# - E34		ROADWAYS	ST. 207 (W) - E-33 & E-49	284,524.02
R200900300	06/30/2009	HILL RD. Route# - H49		ROADWAYS	ST. 8 (E) - E-33 & E-34	1,119,128.12
R200900310	06/30/2009	HOUSTON St. Route# - H74		ROADWAYS	H-74 KANSAS AVE. (N) -...	8,612.22
R200900320	06/30/2009	JA-ROB LN. Route# - H73		ROADWAYS	MILLEN DR. (N) - COLLEGE LN.	43,060.99
R200900330	06/30/2009	JASON ST. Route# - H73		ROADWAYS	GRIMES St. (E) - FOWLER	108,446.47

LEA COUNTY FIXED ASSET INVENTORY LIST
Lea County - June 30, 2017Assets: 2,137 of 2,421 Included
Include: Active assets ONLY
Method: Book - Std Conventions Applied

Sort #1: Type

Asset ID	Date Acq	Description	Serial # - VIN	Asset A/C#	Description #2	Cost
Type: INFRASTRUC						
R200900340	06/30/2009	JEFFERSON AVE Route# - L99		ROADWAYS	17TH St. (W) - 25TH St.	21,530.32
R200900350	06/30/2009	JERNIGAN DR. Route# - H73		ROADWAYS	HUNTER (NE) - FREY AVE	12,918.33
R200900360	06/30/2009	KARA ST. Route# - H73		ROADWAYS	GRIMES St. (E) - DEAD END	75,502.16
R200900370	06/30/2009	KATY LN. Route# - H75		ROADWAYS	DAL PASO (E) - DEAD END	38,754.98
R200900380	06/30/2009	LINAM RD. Route# - H73		ROADWAYS	LOVELADY (S) - WOODFIN	25,836.66
R200900400	06/30/2009	LINDA LN. Route# - H75		ROADWAYS	DAL PASO (E) - DEAD END	38,754.98
R200900410	06/30/2009	LLEWYN ST. Route# - H73		ROADWAYS	H-74 KANSAS AVE. (S) - ...	52,053.76
R200900420	06/30/2009	LLEWYN ST. Route# - H74		ROADWAYS	H-74 KANSAS AVE. (N) - ...	35,114.98
R200900430	06/30/2009	LOVELADY RD. Route# - H73		ROADWAYS	GRIMES St. (E) - DAL PASO	43,060.99
R200900440	06/30/2009	MARLEE RD. Route# - L87		ROADWAYS	ST. 83 (N) - L-88 MIDWAY	66,103.58
R200900450	06/30/2009	MARTIN RD. Route# - H73		ROADWAYS	GRIMES St. (E) - DEAD END	21,530.32
R200900460	06/30/2009	MENDEL RD. Route# - L121		ROADWAYS	US ST. HWY 82 (NW) - ST. 249	231,786.32
R200900470	06/30/2009	MOCKINGBIRD LN. Route# - H74		ROADWAYS	KANSAS AVE. (S) - ARMIJO	76,676.50
R200900480	06/30/2009	MORALES AVE. Route# - H73		ROADWAYS	GRIMES St. (W) - DEAD END	21,530.32
R200900490	06/30/2009	MORRIS St. Route# - H74		ROADWAYS	H-74 KANSAS AVE. (N) - ...	8,612.22
R200900500	06/30/2009	N 25th. (Lovington) St. Route# - L119		ROADWAYS	L-119 GUM St. (S) - DEAD END	8,150.82
R200900510	06/30/2009	N BUTLER DR. Route# - H74		ROADWAYS	H-74 KANSAS AVE. - DEAD...	41,376.56
R200900520	06/30/2009	N EUNICE DR. Route# - H75		ROADWAYS	SANTA FE (N) - LINDA LN	5,895.28
R200900530	06/30/2009	N FOWLER ST. Route# - H73		ROADWAYS	LOVELADY (S) - WOODFIN	23,119.50
R200900550	06/30/2009	N INDUSTRIAL DR. Route# - L97		ROADWAYS	US ST. HWY 82 (E) - AVE. R	119,150.97
R200900560	06/30/2009	N ISAACS St. Route# - H74		ROADWAYS	H-74 KANSAS AVE. - ...	33,101.42
R200900580	06/30/2009	N. 32 ND St. Route# - L99		ROADWAYS	US ST. HWY 82 (N) - COLONIAL	25,836.65
R200900590	06/30/2009	N. BRANIFF DR. Route# - H74		ROADWAYS	KANSAS AVE. (S) - DeBACA...	34,880.65
R200900600	06/30/2009	N. MEADOWS CR. Route# - H74		ROADWAYS	ILLINOIS (S) - DEAD END	4,306.11
R200900610	06/30/2009	N. TURNER RD. Route# - E33		ROADWAYS	ST. 8 (N) - E-34 HILL	319,386.01
R200900620	06/30/2009	N. WAYLON RD. Route# - H54		ROADWAYS	US ST. 62-180 (S) - DEAD END	24,533.90
R200900630	06/30/2009	NADINE RD. Route# - H60		ROADWAYS	ST. 18 (W) - DEAD END	189,677.53
R200900640	06/30/2009	NATIONAL DR. Route# - H74		ROADWAYS	KANSAS AVE. (S) - DeBACA...	34,880.92
R200900650	06/30/2009	NATURAL RD. Route# - L118		ROADWAYS	L-118 PATTERSON (N) - ...	21,530.32
R200900670	06/30/2009	PATTERSON RD. Route# - L118		ROADWAYS	US ST. HWY 82 (NW) - L-121...	21,735.52
R200900680	06/30/2009	PEVEY RD. Route# - H64		ROADWAYS	SMITH LN. (N) - DEAD END	18,400.63
R200900690	06/30/2009	PIEDRA DR. Route# - H74		ROADWAYS	H-74 KANSAS AVE. - DEAD...	21,530.32
R200900700	06/30/2009	PLAINFIELD DR. Route# - H74		ROADWAYS	H-74 KANSAS AVE. - DEAD...	12,918.33
R200900710	06/30/2009	PONDEROSA DR. Route# - H73		ROADWAYS	GRIMES St. (W) - DEAD END	21,530.32
R200900720	06/30/2009	POOL ST. Route# - H71		ROADWAYS	H-71 ALABAMA (N) - ...	64,833.11
R200900730	06/30/2009	POPE RD. Route# - L136		ROADWAYS	L-128 HENNINGTON (N) - ...	111,614.93
R200900740	06/30/2009	R AVE. Route# - L97		ROADWAYS	COMMERCIAL - L-97...	21,530.50
R200900750	06/30/2009	R AVE. Route# - L99		ROADWAYS	17TH St. (W) - L-99 DONNA	27,197.11
R200900760	06/30/2009	RAGSDALE RD. Route# - H72		ROADWAYS	H-72 WORLD DR. (W) - ...	28,661.82
R200900770	06/30/2009	RANCHO RD. Route# - H75		ROADWAYS	DAL PASO (E) - DEAD END	30,142.76
R200900780	06/30/2009	REED RD. Route# - L103		ROADWAYS	L-119 GUM St. (N) - T-147...	395,041.56
R200900790	06/30/2009	ROAN WAY AVE. Route# - H74		ROADWAYS	VALDEZ St. - DEAD END	4,306.11
R200900800	06/30/2009	ROLLING MEADOWS DR. Route# - H74		ROADWAYS	H-74 KANSAS AVE. - H-71...	43,060.99
R200900810	06/30/2009	S FAIRWAY DR. Route# - L97		ROADWAYS	ANDERSON DR. (N&S) - ...	4,306.11
R200900820	06/30/2009	S GILL RD. Route# - L100		ROADWAYS	US ST. HWY 82 (S) - DEAD...	142,562.68
R200900830	06/30/2009	S. MADDOX RD. Route# - H41		ROADWAYS	US ST. 62-180 (S) - ST. 322	183,712.74
R200900840	06/30/2009	SCOTT PL. Route# - H73		ROADWAYS	JERNIGAN DR. (E) - FOWLER	8,612.22
R200900850	06/30/2009	SEABOARD DR. Route# - H74		ROADWAYS	KANSAS AVE. (S) - ...	11,630.64
R200900860	06/30/2009	SIX SHOOTER RD. Route# - L110		ROADWAYS	US ST. HWY 82 (N) - L-106...	621,730.58
R200900870	06/30/2009	SMITH RANCH RD. Route# - H55		ROADWAYS	US ST. 62-180 (NW) - DEAD...	201,170.35
R200900880	06/30/2009	SMITH RD. Route# - H64		ROADWAYS	BENSING (W) - DEAD END	75,268.80
R200900890	06/30/2009	SPEARS DR. Route# - H39		ROADWAYS	GRIMES St. - FOWLER	64,542.75
R200900900	06/30/2009	SUMRULD RD. Route# - L99		ROADWAYS	L-99 DONNA (W) - DEAD END	102,013.65

LEA COUNTY FIXED ASSET INVENTORY LIST
Lea County - June 30, 2017Assets: 2,137 of 2,421 Included
Include: Active assets ONLY
Method: Book - Std Conventions Applied

Sort #1: Type

Asset ID	Date Acq	Description	Serial # - VIN	Asset A/C#	Description #2	Cost
Type: INFRASTRUC						
R200900910	06/30/2009	TEAGUE DR. Route# - H75		ROADWAYS	DAL PASO (W) - DEAD END	30,668.04
R200900920	06/30/2009	TELEPHONE POLE RD. Route# - H60		ROADWAYS	H-60 NADINE RD. (S) - DEAD...	59,702.79
R200900930	06/30/2009	THORNHILL RD. Route# - L88		ROADWAYS	ST. 132+ST. 133 - L-87 WILKS	206,853.87
R200900940	06/30/2009	TOMLINSON ST. Route# - H73		ROADWAYS	H-74 KANSAS AVE. (S) -...	229,816.43
R200900950	06/30/2009	TOMLINSON ST. Route# - H74		ROADWAYS	H-74 KANSAS AVE. (N) -...	43,060.99
R200900960	06/30/2009	VALDEZ St. Route# - H73		ROADWAYS	H-74 KANSAS AVE. (S) -...	17,233.43
R200900970	06/30/2009	VALDEZ St. Route# - H74		ROADWAYS	H-74 KANSAS AVE. (N) -...	43,060.99
R200900980	06/30/2009	W CONNECTICUT AVE. Route# - H74		ROADWAYS	TOMLINSON St. (W) - DEAD...	12,918.33
R200900990	06/30/2009	W DRAKE DR. Route# - H73		ROADWAYS	GRIMES St. (E) - FREY AVE	32,211.02
R200901000	06/30/2009	W ELM St. Route# - L119		ROADWAYS	25TH St. (E) - 21St.	8,612.22
R200901010	06/30/2009	W EVA AVE. Route# - H73		ROADWAYS	GRIMES St. (E) - FOWLER	21,530.32
R200901020	06/30/2009	W FIR ST. Route# - L119		ROADWAYS	25TH St. (E) - 21St.	10,563.62
R200901030	06/30/2009	W FLORIDA AVE. Route# - H74		ROADWAYS	VALDEZ St. - ISAACS	8,275.36
R200901040	06/30/2009	W FREY AVE. Route# - H73		ROADWAYS	GRIMES St. (E) - FOWLER	80,525.99
R200901070	06/30/2009	W GEORGIA AVE. Route# - H74		ROADWAYS	TOMLINSON St. (W) -...	12,918.33
R200901080	06/30/2009	W GUM ST. Route# - L119		ROADWAYS	ST. 457 (E) - 17TH St.	326,480.66
R200901090	06/30/2009	W HESTER RD. Route# - L116		ROADWAYS	ST. 206 (W) - DEAD END	77,553.87
R200901100	06/30/2009	W HUNTER ST. Route# - H73		ROADWAYS	GRIMES St. (E) - FOWLER	21,530.32
R200901110	06/30/2009	W IDAHO AVE. Route# - H74		ROADWAYS	GRIMES St. (W) -...	12,918.33
R200901120	06/30/2009	W IDAHO AVE. Route# - H74		ROADWAYS	VALDEZ St. - ISAACS	8,275.36
R200901130	06/30/2009	W ILLINOIS AVE. Route# - H74		ROADWAYS	GRIMES St. (E) - DEAD END	12,918.33
R200901140	06/30/2009	W ILLINOIS AVE. Route# - H74		ROADWAYS	GRIMES St. (W) -...	12,918.33
R200901150	06/30/2009	W ILLINOIS AVE. Route# - H74		ROADWAYS	MORRIS St. (W) - DEAD END	17,224.43
R200901160	06/30/2009	W ILLINOIS AVE. Route# - H74		ROADWAYS	VALDEZ St. - ISAACS	4,306.11
R200901170	06/30/2009	W INDIANA AVE. Route# - H74		ROADWAYS	VALDEZ St. - ISAACS	8,275.36
R200901180	06/30/2009	W INDIANA AVE. Route# - H74		ROADWAYS	LLEWLYN St. (W) -...	4,306.11
R200901190	06/30/2009	W IOWA AVE. Route# - H74		ROADWAYS	VALDEZ St. - ISAACS	8,275.36
R200901200	06/30/2009	W IOWA AVE. Route# - H74		ROADWAYS	GRIMES St. (W) - LLEWLYN St.	4,306.11
R200901210	06/30/2009	W. ALEGRE DR. Route# - H73		ROADWAYS	GRIMES St. (E) - DEAD END	21,530.32
R200901220	06/30/2009	W. ARIZONA AVE Route# - H-74		ROADWAYS	VALDEZ St. (W) - DEAD END	4,306.11
R200901230	06/30/2009	W. ARKANSAS AVE. Route# - H74		ROADWAYS	LLEWLYN St. (W) -...	3,511.52
R200901240	06/30/2009	W. CALIFORNIA AVE Route# - H74		ROADWAYS	LLEWLYN St. (W) -...	3,511.52
R200901250	06/30/2009	W. CHANCE DR. Route# - H74		ROADWAYS	GRIMES St. (E) - DEAD END	17,224.43
R200901260	06/30/2009	W. COLONIAL DR. Route# - L99		ROADWAYS	N 32ND ST (E) - 25TH St.	55,797.05
R200901280	06/30/2009	W. TUMBLEWEED DR. Route# - H73		ROADWAYS	BAGGETT DR. (W) - JA-ROB...	25,836.66
R200901290	06/30/2009	W. WATER AVE. Route# - L111		ROADWAYS	L-103 REED RD. (E) - DEAD...	64,191.32
R200901300	06/30/2009	WINKER RD. Route# - H60		ROADWAYS	H-60 NADINE RD. (S) - DEAD...	29,851.90
R200901310	06/30/2009	WORLD DR. Route# - H72		ROADWAYS	ST.18 (N) - RAGSDALE RD.	189,425.88
R200901320	06/30/2009	YUCIAPA AVE. Route# - H75		ROADWAYS	DAL PASO (W) - DEAD END	12,918.33
R200901330	06/30/2009	ZIP FRANKLIN RD. Route# - L100		ROADWAYS	US ST. HWY 82 (N) - DEAD...	21,530.32
2009001190	06/30/2009	CRACK SEAL/SEAL COAT TAXIWAYS		AIRPORT		396,506.50
2010000660	07/28/2009	LIVESTOCK WASH RACKS		FAIRGROUND		9,962.81
2010000630	08/31/2009	TICKET BOOTH		FAIRGROUND		7,526.14
2010000650	09/29/2009	FENCING		FAIRGROUND		2,364.50
2010000690	02/09/2010	ZIA BUILDING REMODEL		FAIRGROUND		978,065.21
2010000060	02/12/2010	PARKING LOT-RESEAL & RESTRIPE		AIRPORT		162,845.24
2010001800	05/24/2010	RESTRIPE RUNWAY @ LOVINGTON ARPT		AIRPORT		53,231.48
2010001810	05/24/2010	LOVINGTON AIRPORT PAVEMENT REHABILITATION		AIRPORT		220,444.72
R201000010	06/30/2010	BENNETTVILLE RD. Route# - J3		ROADWAYS	ST. 205 (S) - FRONT St.	139,577.93
R201000040	06/30/2010	E. GAMBLIN ST. Route# - H39		ROADWAYS	DAL PASO (W) - DEAD END	43,011.45
R201000050	06/30/2010	LANE RD. Route# - T155		ROADWAYS	T-155 NINE RANCH (N) -...	407,229.69
R201000060	06/30/2010	MERRYMAN RD. Route# - J5		ROADWAYS	ST. 18 (E) - J-4 WILLIS	652,708.11
R201000070	06/30/2010	N. 17th. (Lovington) St. Route# - L99		ROADWAYS	JEFFERSON St. - AVE. R	378,428.65

LEA COUNTY FIXED ASSET INVENTORY LIST
Lea County - June 30, 2017Assets: 2,137 of 2,421 Included
Include: Active assets ONLY
Method: Book - Std Conventions Applied

Sort #1: Type

Asset ID	Date Acq	Description	Serial # - VIN	Asset A/C#	Description #2	Cost
Type: INFRASTRUC						
R201000080	06/30/2010	WEST CNTY. RD. (BY-PASS) Route# - H66		ROADWAYS	COAL AVE. (S) - CAIN St.	1,331,926.29
R201000090	06/30/2010	WILLIS RD. Route# - J4		ROADWAYS	J-14 DOLLARHIDE (S) -...	786,964.95
R201100010	06/30/2011	BATTLE AXE RD. Route# - J2		ROADWAYS	ST. 128 (S) - J-1 BATTLE AXE	447,441.59
R201100020	06/30/2011	COOPER CEMETERY RD. Route# - J7		ROADWAYS	ST. 18 (W) - J-8 DEEP...	122,688.16
R201100040	06/30/2011	DEEP WELLS RD. Route# - J8		ROADWAYS	ST. 18 (W) - J-7 COOPER &...	1,110,238.19
R201100070	06/30/2011	JA-ROB LN. Route# - H73		ROADWAYS	MILLEN DR. (N) - COLLEGE LN.	10,964.53
R201100080	06/30/2011	MACAW LN. Route# - H76		ROADWAYS	MONARCH DR. (E) - DEAD END	13,178.34
R201100090	06/30/2011	MATT DR. Route# - H64		ROADWAYS	H-64 W. BENDER BLVD. (S) -...	5,397.68
R201100100	06/30/2011	MEADOWLARK DR. Route# - H76		ROADWAYS	MALLARD LN (S) - DEAD END	32,945.84
R201100110	06/30/2011	MONARCH DR. Route# - H76		ROADWAYS	MALLARD LN. (S) - DEAD END	32,945.84
R201100120	06/30/2011	N 25th. (Lovington) St. Route# - L119		ROADWAYS	L-119 GUM St. (S) - DEAD END	19,510.31
R201100140	06/30/2011	PLAINFIELD DR. Route# - H73		ROADWAYS	MARR St. (N) - DEAD END	2,287.68
R201100150	06/30/2011	ROSE RD. Route# - H75		ROADWAYS	DAL PASO (E) - NMTX ST LN.	426,250.62
R201100160	06/30/2011	S PEARL VALLEY RD. Route# - H43		ROADWAYS	H-41 MADDOX (W) - US 62-180	3,573.75
R201100170	06/30/2011	SOUTH BY-PASS Route# - H66		ROADWAYS	ST.18 (W) - US 62-180	1,617,823.58
R201100180	06/30/2011	TEAGUE SWITCH RD. Route# - E11		ROADWAYS	ST. 18 (W) - E-21...	177,076.03
R201100190	06/30/2011	WIGGINS SUB		ROADWAYS		2,324.51
R201100200	06/30/2011	WILLOW TREE RD. Route# - H37		ROADWAYS	US ST. 62-180 (S) - DEAD END	21,013.76
2009001090	06/30/2011	RUNWAY 3/21 ELECTRICAL UPGRADE		AIRPORT		546,836.94
2010001750	06/30/2011	RUNWAY 3/21 ELECTRICAL UPGRADE *ADD TO 2009001090*		AIRPORT		75,380.56
2010001780	06/30/2011	ELECTRICAL PANEL UPGRADE @ LEA COUNTY AIRPORT		AIRPORT		651,048.38
2010001680	06/30/2011	FAIRGROUNDS PARKING LOT LIGHTING		FAIRGROUND		112,092.31
2005000200	07/01/2011	HOBBS WATER SYSTEM UPGRADE		AIRPORT		21,358.84
2010001760	07/01/2011	WATER SYSTEM @ AIRPORT UPGRADE ENGINEERING SVCS **ADD...		AIRPORT		18,243.56
R201200010	06/30/2012	ASHER St. Route# - H79		ROADWAYS	HIGHTOWER DR. (N) - DEAD...	91,121.58
R201200020	06/30/2012	BATTLE AXE RD. Route# - J1		ROADWAYS	J-1 ORLA (E) - J-2 BATTLE AXE	2,335,659.22
R201200050	06/30/2012	De SOTO RD. Route# - H63		ROADWAYS	H-63 MARLAND (S) - JERRY...	134,119.85
R201200070	06/30/2012	DOVEY RD. Route# - L127		ROADWAYS	ST. 206 (E) - DEAD END	2,363,645.11
R201200080	06/30/2012	DRINKARD RD. Route# - E17		ROADWAYS	ST. 18 (S) - E-17 SUMMIT	117,897.60
R201200100	06/30/2012	E. ALABAMA St. Route# - H71		ROADWAYS	ST. 18 (E) - NM/TX ST LN.	19,485.96
R201200120	06/30/2012	E. VAN BUREN AVE. Route# - L97		ROADWAYS	L-97 INDUSTRIAL (E) - L-98...	497,317.44
R201200150	06/30/2012	HIGHTOWER RD. Route# - H79		ROADWAYS	BENSING RD. (E) - DEAD END	91,121.58
R201200160	06/30/2012	JERRY LN. Route# - H63		ROADWAYS	DeSOTO (S) - DEAD END	43,831.63
R201200170	06/30/2012	JONES (HOBBS) RD. Route# - H79		ROADWAYS	BENSING RD. (E) - DEAD END	127,570.21
R201200180	06/30/2012	KANSAS ST. Route# - H74		ROADWAYS	ST. 18 (E) - HAMILTON DR.	30,947.85
R201200200	06/30/2012	N CACTUS DR. Route# - H71		ROADWAYS	ALABAMA (S) - ST. 132	161,141.73
R201200220	06/30/2012	N. BENSING RD. Route# - H79		ROADWAYS	COLLEGE - DEAD END	36,102.62
R201200250	06/30/2012	S WARD LN. Route# - H63		ROADWAYS	DeSOTO (S) - DEAD END	65,747.44
R201200260	06/30/2012	S. 25th. (Lovington) St. Route# - L99		ROADWAYS	L-99 AVE. R (N) - DEAD END	116,703.81
R201200270	06/30/2012	W. ALABAMA St. Route# - H71		ROADWAYS	ST. 18 (W) - DEAD END	39,441.11
R201200280	06/30/2012	W. BAREGRASS LN. Route# - H71		ROADWAYS	CACTUS (W) - DEAD END	15,582.01
R201200290	06/30/2012	W. L AVE. Route# - L99		ROADWAYS	25TH St. (W) - DEAD END	23,340.76
R201200300	06/30/2012	WEAVER RD. Route# - E21		ROADWAYS	ST. 176 (S) - E-21...	123,645.95
2012000320	06/30/2012	WATER WELL # 12		COMMISSION		32,541.04
2012000330	06/30/2012	FENCE DETENTION FACILITY		DETENTION		89,199.00
2012003560	06/30/2012	CONCRETE WORK FAIRGROUNDS EAST		FAIRGROUND		20,572.50
2012003570	06/30/2012	CONCRETE WORK FAIRGROUNDS WEST		FAIRGROUND		18,075.58
2012003580	06/30/2012	CONCRETE WORK YUCCA BUILDING		FAIRGROUND		1,283.36
2012003590	06/30/2012	CONCRETE WORK ZIA BUILDING		FAIRGROUND		2,566.71
2013000200	10/26/2012	PARKING LOT EXPANSION		AIRPORT		76,048.37
R201300010	06/30/2013	34 TH. St. Route# - L119		ROADWAYS	L-119 GUM St. (N) - DEAD END	191,344.45
R201300020	06/30/2013	43rd. (Lovington) St. Route# - L-99		ROADWAYS	US ST. HWY 82 (N) - DEAD...	172,210.02
R201300030	06/30/2013	CORNISH ST. ST. Route# - L97		ROADWAYS	E. ADAMS (S) - DEAD END (C)	33,006.85

LEA COUNTY FIXED ASSET INVENTORY LIST
Lea County - June 30, 2017Assets: 2,137 of 2,421 Included
Include: Active assets ONLY
Method: Book - Std Conventions Applied

Sort #1: Type

Asset ID	Date Acq	Description	Serial # - VIN	Asset A/C#	Description #2	Cost
Type: INFRASTRUC						
R201300040	06/30/2013	DANISH ST. Route# - L97		ROADWAYS	E. CENTRAL (N) - DEAD END...	33,006.85
R201300060	06/30/2013	DOLLARHIDE RD. Route# - J14		ROADWAYS	ST. 128 (N) - J-4 FLYING E	1,682,331.77
R201300070	06/30/2013	DOVE RD. Route# - L112		ROADWAYS	ST. 206 (W) - DEAD END	188,207.32
R201300080	06/30/2013	E. ADAMS AVE Route# - L97		ROADWAYS	L-97 INDUSTRIAL (E) - AVE. E	82,517.12
R201300090	06/30/2013	E. ALABAMA St. Route# - H71		ROADWAYS	ST. 18 (E) - NM/TX ST LN.	44,626.48
R201300100	06/30/2013	E. CANNEDY LN. Route# - H71		ROADWAYS	ST.132 (E) - DEAD END	49,019.88
R201300110	06/30/2013	E. CENTRAL AVE. Route# - L97		ROADWAYS	L-97 INDUSTRIAL (E) - AVE. C	33,006.85
R201300120	06/30/2013	E. CHUSKA St. Route# - H71		ROADWAYS	ST.132 (E) - DEAD END	49,019.88
R201300130	06/30/2013	E. DESOTO RD. Route# - H63		ROADWAYS	MARLAND (S) - JERRY (E)	48.02
R201300150	06/30/2013	E. GUM 0.1 Route# - T150		ROADWAYS	ST. 206 (E) - ANDERSON AVE.	14,828.07
R201300160	06/30/2013	E. SANDCREST DR. Route# - H71		ROADWAYS	ST.132 (E) - DEAD END	49,019.89
R201300170	06/30/2013	E. WASHINGTON AVE. Route# - L97		ROADWAYS	L-97 INDUSTRIAL (E) - AVE. E	16,290.34
R201300180	06/30/2013	ENGLISH ST. ST. Route# - L97		ROADWAYS	W. ADAMS (S) - DEAD END (E)	6,516.14
R201300190	06/30/2013	HAND HILL RD. Route# - L115		ROADWAYS	US ST. HWY 82 (S) - DEAD END	83,784.48
R201300200	06/30/2013	HORIZON RD. Route# - L119		ROADWAYS	L-119 GUM St. (N) -...	172,210.02
R201300220	06/30/2013	KANSAS ST. Route# - H74		ROADWAYS	ST. 18 (E) - HAMILTON DR.	66,376.27
R201300230	06/30/2013	KENEMORE RD. Route# - L126		ROADWAYS	SAND (S) - DEAD END	20,761.44
R201300240	06/30/2013	LANE RD. Route# - T155		ROADWAYS	T-155 NINE RANCH (N) -...	792.36
R201300250	06/30/2013	LAWRENCE RD. Route# - H76		ROADWAYS	ST. 132 (E) - NM/TX ST LN....	155,585.16
R201300260	06/30/2013	LINDSEY RD. Route# - L126		ROADWAYS	US ST. HWY 82 (S) - SAND	20,761.43
R201300270	06/30/2013	N BROILER St. Route# - L97		ROADWAYS	E. CENTRAL (N) - DEAD END	49,510.27
R201300280	06/30/2013	N CASA BONITA St. Route# - H74		ROADWAYS	E. KANSAS AVE (N) - DEAD...	32,417.72
R201300310	06/30/2013	N. BENSING RD. Route# - H79		ROADWAYS	COLLEGE - DEAD END	631,828.59
R201300320	06/30/2013	N. PALO VERDE St. Route# - H-74		ROADWAYS	E. KANSAS AVE (N) - DEAD...	32,417.72
R201300330	06/30/2013	N. PEARL VALLEY RD. Route# - H43		ROADWAYS	US ST. 62-180 (W) - ST. 529	512,424.93
R201300350	06/30/2013	PHEASANT RD. Route# - L112		ROADWAYS	ST. 206 (W) - DEAD END	188,207.31
R201300370	06/30/2013	PINSON RD. Route# - H82		ROADWAYS	ST. 132 (W) - CATCHINGS	51,577.27
R201300400	06/30/2013	SAND RD. Route# - L126		ROADWAYS	L-126 MALJAMAR (E) - DEAD...	103,807.21
R201300410	06/30/2013	STILES RD. Route# - H78		ROADWAYS	ST. 18 (E) - ST. 132	317,933.02
R201300420	06/30/2013	W. ALABAMA St. Route# - H71		ROADWAYS	ST. 18 (W) - DEAD END	8,429.45
R201300430	06/30/2013	W. CENTRAL AVE Route# - L97		ROADWAYS	AVE. D (E) - AVE. E	4,052.65
R201300440	06/30/2013	W. STILES RD. Route# - L78		ROADWAYS	ST. 18 (W) - DEAD END	67,956.38
R201300450	06/30/2013	WHITMIRE RD. Route# - T143		ROADWAYS	T-135 SIMPSON (E) - T-140...	568,502.30
R201300460	06/30/2013	XL RD. Route# - J2		ROADWAYS	J-21 DELAWARE BASIN (W) -...	1,401,233.90
2014000210	11/22/2013	IMPROVEMENTS TO FAIRGROUNDS INFRASTRUCTURE		FAIRGROUND		664,903.31
2014000220	02/07/2014	AIRPORT MASTER PLAN		AIRPORT		310,769.78
R201400010	06/30/2014	BATTLE AXE RD. Route# - J2		ROADWAYS	ST. 128 (S) - J-1 BATTLE AXE	1,464,125.03
R201400020	06/30/2014	BLACK RD. Route# - T162		ROADWAYS	US ST. HWY 380 (N) - DEAD...	257.95
R201400030	06/30/2014	DOGWOOD AVE. Route# - T150		ROADWAYS	ST. 206 (E) - ANDERSON AVE.	18,586.21
R201400040	06/30/2014	E. ELM St. Route# - T150		ROADWAYS	ST. 206 (E) - ANDERSON AVE.	5,709.55
R201400050	06/30/2014	E. FIR ST. Route# - T150		ROADWAYS	ST. 206 (E) - ANDERSON AVE.	18,586.21
R201400060	06/30/2014	E. GUM ST. Route# - L119		ROADWAYS	US ST. HWY 82 (E) - DEAD...	85,378.30
R201400070	06/30/2014	HART RD. Route# - T162		ROADWAYS	T-162 JAMES (W) - DEAD END	17,044.95
R201400090	06/30/2014	N JAMES RD. Route# - T162		ROADWAYS	US ST. HWY 380 (N) - DEAD...	455,926.50
R201400100	06/30/2014	N. ANDERSON (TATUM) AVE. Route# - T150		ROADWAYS	GUM St. - TATUM CORP....	37,172.43
R201400110	06/30/2014	N. BENSING RD. Route# - H79		ROADWAYS	COLLEGE - DEAD END	242,134.88
R201400120	06/30/2014	NORRIS RD. Route# - H79		ROADWAYS	ST. 132 (W) - DEAD END	390,692.42
R201400130	06/30/2014	ORLA RD. Route# - J1		ROADWAYS	ST. 128 (S) - NM/TX ST LN.	1,720,314.68
R201400140	06/30/2014	PHILLIPS HILL RD. Route# - J10		ROADWAYS	J-6 THIRD St. (Jal Bus. Dist.)...	667,869.30
R201400150	06/30/2014	RACHAEL DR. Route# - H79		ROADWAYS	NORRIS RD. (N) - NORRIS RD.	77,142.97
R201500010	06/30/2015	[LKA000001] Maljamar Road Renovation US82 to St243		ROADWAYS	See notes for year end accrual...	5,912,004.77
R201500020	06/30/2015	Marathon Road US 62-180 to State 176		ROADWAYS		11,690.55
R201500030	06/30/2015	Lovington Bypass		ROADWAYS		8,502.62

LEA COUNTY FIXED ASSET INVENTORY LIST
Lea County - June 30, 2017Assets: 2,137 of 2,421 Included
Include: Active assets ONLY
Method: Book - Std Conventions Applied

Sort #1: Type

Asset ID	Date Acq	Description	Serial # - VIN	Asset A/C#	Description #2	Cost
Type: INFRASTRUC						
R201500040	06/30/2015	Delaware Basin - Grimes to Llewlyn		ROADWAYS		74,699.72
R201500050	06/30/2015	Pearl Valley US62-180 to ST529		ROADWAYS		33,732.31
R201500060	06/30/2015	[LKA000002] ORLA Rd ST128 to Tx St Line		ROADWAYS	See notes for amounts...	2,694,113.92
R201500080	06/30/2015	Arkansas Junc. - Llewlyn - Tomlinson		ROADWAYS		9,443.57
R201500090	06/30/2015	[LKA000003] Brinstool Road - St128-J-2 XL		ROADWAYS		699,276.50
R201500100	06/30/2015	Deep Wells Rd St. 18(W) - J-7 Cooper & J-9 Woolforth		ROADWAYS		12,607.90
R201500110	06/30/2015	Jones City Road - St 18(W) - St 207		ROADWAYS		10,760.16
R201500120	06/30/2015	[LKA000004] Summit Rd - St 18(W) - St 207		ROADWAYS		114,916.49
R201500130	06/30/2015	Teague Switch Rd - St18(W)-E21 Delaware Basin		ROADWAYS		27,596.48
R201500140	06/30/2015	[LKA000005] Battle Axe Rd - St128(S) - J-1 Battle		ROADWAYS	Axe	54,064.46
R201500150	09/18/2015	Maljamar Hwy 126 Widening		ROADWAYS		44,942.75
R201500160	10/23/2015	Mendel Storm Damage Repairs		ROADWAYS		47,583.67
R201500170	10/30/2015	West Washington Reconstruct - Lovington		ROADWAYS		55,583.04
R201500190	12/23/2015	Prairieview Resurfacing		ROADWAYS		869,579.39
R201600010	01/29/2016	San Simon Storm Damage Repairs		ROADWAYS		408,998.95
R201600020	02/26/2016	South Bypass		ROADWAYS		1,428,279.68
R201600030	04/15/2016	Maple Drive Drainage		ROADWAYS		187,333.54
201600040	05/12/2016	Brinistool Road Chip Seal		ROADWAYS		669,522.86
R201600050	06/17/2016	Delaware Basin Chip Seal		ROADWAYS		11,364,492.26
R201600060	06/30/2016	Battle Axe Reconstruction & Storm Repair		ROADWAYS		2,824,658.78
2014000610	07/01/2016	AIRPORT RUNWAY EXTENSION		AIRPORT		51,817.70
2014000620	07/01/2016	AIRPORT DRAINAGE		AIRPORT		226,144.68
2015000620	07/01/2016	HOB Runway RW 3-21 Safety Area Improvements		AIRPORT		126,669.17
2015000630	07/01/2016	HOB Safety Area Improvement and Design		AIRPORT		46,762.22
2017000690	07/22/2016	Battle Axe Road		ROAD		3,460.28
2017000800	08/04/2016	SECURITY FENCE JAL AIRPORT		AIRPORT		48,734.81
2017000700	09/28/2016	Dokota Road		ROAD		241,379.90
2017000730	09/28/2016	Reed Road		ROAD		140,179.67
2017000750	09/28/2016	San Simon Road		ROAD		276,092.68
2017000760	09/28/2016	Schooley Road		ROAD		231,647.19
2017000740	10/13/2016	San Jose San Martin San Juan Road		ROAD		125,968.53
2017000980	10/18/2016	SHOOTING RANGE IMPROVEMENTS		SHERIFF		24,315.09
2017000830	11/18/2016	SECURITY FENCE LOVINGTON AIRPORT		AIRPORT		104,692.92
2017000430	03/15/2017	FAIRGROUNDS DRAINAGE CULVERTS		FAIRGROUND		6,486.25
2017000450	04/04/2017	ADA RAMP @ DONATED BLDG		FAIRGROUND		12,908.00
2017000460	04/04/2017	ADA RAMP @DONATED BLDGS		FAIRGROUND		12,908.00
2017000290	04/10/2017	DETENTION PARKING LOT PAVING		DETENTION		76,428.25
2013001230	04/20/2017	Alabama Roadway Extension		COMMISSION		17,303.17
2017000960	05/15/2017	OLD MONUMENT HOTMIX PAD		MAINTENANC		14,690.08
2017000850	05/26/2017	PAVING INSIDE 3 HANGERS ZIA FRANKLIN		AIRPORT		11,127.04
2017001100	05/26/2017	LEA REGIONAL AIRPORT RW 21 RSA		AIRPORT		30,938.54
2017001140	06/08/2017	DETENTION CENTER IMPROVEMENTS INFRASTRUCTURE		COMMISSION		59,057.82
2017000720	06/16/2017	McDonald Road		ROAD		117,252.74
2017001120	06/16/2017	Lea Regional Apron Rehab		AIRPORT		28,771.02
2017001130	06/16/2017	LEA REGIONAL DRAINAGE PLAN		AIRPORT		11,372.17
2017001130	06/27/2017	Lovington Apron Rehab		AIRPORT		58,990.69
2017000770	06/29/2017	Texas Eunice Roadway Improvement		ROAD		230,563.44
2017001110	06/29/2017	JAL ACCESS ROAD		AIRPORT		48,217.68
2012003720	06/30/2017	RUNWAY 12-30 LEA111-11 PLAN/DESIGN WORK		AIRPORT		28,791.73
2013001310	06/30/2017	RUNWAY 12/30 REHAB DESIGN		AIRPORT		5,874,267.26
2017000710	06/30/2017	Elect Upgrade/Patch Washington/Love		ROAD		10,460.32

LEA COUNTY FIXED ASSET INVENTORY LIST
Lea County - June 30, 2017Assets: 2,137 of 2,421 Included
Include: Active assets ONLY
Method: Book - Std Conventions Applied

Sort #1: Type

Asset ID	Date Acq	Description	Serial # - VIN	Asset A/C#	Description #2	Cost
Type: INFRASTRUC						
Grand totals: INFRASTRUC (775 assets)						<u>100,730,707.51</u>
Type: LAND						
1989000010	06/30/1989	LEA CO. EVENT CENTER LAND		EVENT CENT		58,000.00
1992000080	07/01/1991	AIRPORT - LAND		AIRPORT		881,694.16
1992000030	07/01/1991	LEA COUNTY COURTHOUSE - LAND		COMMISSION		301,574.00
1992000050	07/01/1991	COMMUNITY CENTER - LAND		COMMUNITY		8,378.13
1992000070	07/01/1991	EVENT CENTER - LAND		EVENT CENT		102,903.45
1992000010	07/01/1991	MALJAMAR FIRE DEPT BLDG		MALJAMAR F		2,770.00
1992001920	11/11/1991	TATUM TOWER AND .73 ACRES		COMMISSION		3,500.00
1995001160	11/23/1994	2 PARCELS LAND IN MONUMENT		MONUMENT F		29,906.00
1998001180	02/27/1998	FLAG & POLE 567605676156762		EVENT CENT		1,864.87
2000000040	08/24/1999	RIGHT OF WAY-ROAD		ROAD		2,500.00
2000000150	09/29/1999	RR RIGHT OF WAY PURCHASE		ROAD		38,289.00
2000000290	10/20/1999	PURCHASE OF 543 ACRES FOR CALICH		ROAD		146,655.61
2002000720	06/20/2002	RIGHT-OF-WAY		ROAD		65,570.00
2003000030	12/23/2002	WATER STATION		AIRPORT		38,943.00
2006000630	01/26/2006	LAND FOR DETENTION FACILITY		COMMISSION		58,443.00
2009001010	03/10/2009	LAND EDDY-LEA ENERGY ALLIANCE		COMMISSION		235,000.00
2009001020	06/04/2009	LAND LOTS 9-17 BLK 5 COUNTY FAIR ADD		COMMISSION		75,931.85
2009001030	06/04/2009	LAND LOTS 9-14 BLK 7 COUNT FAIR ADD		COMMISSION		100,313.85
2009001040	06/25/2009	LAND TSP 22S RGE 38E SEC 9		COMMISSION		31,900.94
2010000080	07/27/2009	LAND ON SE CORNER OF COMMERCIAL AND WASHINGTON IN...		COMMISSION		82,038.81
2010001740	08/19/2009	ADDITION LAND COST ADDED TO **20090010100 \$235000**		COMMISSION		20,000.00
2010000070	02/02/2010	640 ACRES S27 T18S R36E *TRADED FOR 3825 ACRES BOUGHT FROM...		COMMISSION		940,669.91
2011000010	07/23/2010	FORT PROPERTY T14S R36E S31 HESTER ROAD		COMMISSION		16,400.17
2011000030	09/30/2010	SE CORNER COMMERCIAL & AVE K T16S R36E 210 .88 ACRES KEETH...		COMMISSION		11,339.61
2011000040	10/28/2010	1 of 2-LAND-DARR ANGEL PROPERTY 1920 ACRES T18S R36E SECT...		COMMISSION		2,314,183.14
2011000050	04/14/2011	LAND-WASHINGTON ST-FAIRVIEW ADDN LOTS 1-6; 10-16 BLK3; LOT12...		COMMISSION		89,517.63
2011000740	06/30/2011	LAND 27.226 ACRES S36 T21S R37E STATE TRUST LAND NW 1/4 SW...		COMMISSION		101,711.22
2012000010	06/30/2012	DAVIS PROPERTY		COMMISSION		3,595,119.42
2015000150	08/05/2014	Land - Section 32, Township 21 South, Range 38 East, Lea County (A Parcel)		COMMISSION	Book 1908 Page 570-574 Lea...	271,401.00
Grand totals: LAND (29 assets)						<u>9,626,518.77</u>
Type: MACH. & EQ						
1959009030	06/30/1959	COUNTER WITH ROLLER SHELVING 000		CLERK RECO		2,500.00
1975011110	01/13/1975	MOSLER SAFE RECORDS & MONEY /EQUIPMENT 4820CL&B488		TREASURER		1,460.00
1978005830	01/13/1978	TOYOTA FORKLIFT 2FG-60 F-1		AIRPORT		22,650.00
1981007350	02/12/1981	CHIP SPREADER W/555 CUMMINS ENGINE FLADERTY SPK-H CP-2	86390	ROAD		42,929.00
1983000380	12/30/1982	ENGRAVER W/ASST TYPE CUTTERS 1L11		MAINTENANC		1,194.52
1984000430	10/25/1983	ROLLER SHELF STANDARD DEPTH 000		CLERK RECO		1,170.00
1984000440	10/25/1983	ROLLER SHELF STANDARD DEPTH 000		CLERK RECO		1,170.00
1984000450	10/25/1983	ROLLER SHELF EXTRA DEPTH 000		CLERK RECO		1,311.00
1984000460	10/25/1983	ROLLER SHELF EXTRA DEPTH 000		CLERK RECO		1,311.00
1984000190	10/25/1983	FORMS BURSTER 2080		INFORMATIO		10,063.30
1984001140	12/13/1983	CATERPILLAR D8L-1983 TRACTOR D&L CRAWLER TRACTOR W/DOZER...	53Y01873	ROAD		209,325.00
1984000540	06/05/1984	UNIT ROLLER SHELVES 000		CLERK RECO		1,206.00
1984000530	06/30/1984	UNIT ROLLER SHELVES 000		CLERK RECO		1,206.00
1985000150	08/08/1984	3 SHOWCASES 000		FAIRGROUND		3,139.63
1985000260	01/15/1985	1984 MODEL 518 SKIDDER W/GRID ROLLERS A53C2010 R2	010 94U1127	ROAD		103,986.00
1985001160	02/19/1985	EXECUTIVE DESK STEELCASE 000		DETENTION		1,347.00
1985001170	02/19/1985	CREDENZA STEELCASE 000		DETENTION		1,242.00

LEA COUNTY FIXED ASSET INVENTORY LIST
Lea County - June 30, 2017Assets: 2,137 of 2,421 Included
Include: Active assets ONLY
Method: Book - Std Conventions Applied

Sort #1: Type

Asset ID	Date Acq	Description	Serial # - VIN	Asset A/C#	Description #2	Cost
Type: MACH. & EQ						
1985000690	04/04/1985	KARDEX FILING SYSTEM W/SUPPLIES 000		CLERK RECO		14,727.58
1985000210	04/18/1985	CABINET 16MM FILM RUSS BASSET 000		CLERK RECO		1,065.60
1985000410	05/07/1985	1985 MODEL 518 SKIDDER TRACTOR WHEEL DRIVE RUBBER W/GRID...	94U1217	ROAD		114,551.00
1985000020	05/20/1985	MAP CABINET 000		ASSESSOR		1,446.50
1986001940	06/30/1986	CODING MACHINE RETRIX SYSTEM		CLERK RECO		1,015.00
1987003320	06/30/1987	EXECUTIVE DESK DOUBLE PEDESTAL/LIGHT OAK		EXECUTIVE		1,121.66
1988004960	12/18/1987	14-21 CUBIC YD T RACTOR/SCRAPER CA TERPILLAR 621E S-1 010	6AB00888/70V25435	ROAD		199,777.00
1988005520	03/30/1988	RESUSCI ANNE RECORDING		KNOWLES FI		1,169.30
1988004300	05/11/1988	STEEL FIXTURE 32 R OLLER GRAY SHELVING UN IT		CLERK RECO		1,240.20
1989006460	06/24/1988	ROLLER SHELF UNIT COLOR-NATURAL GREY S-113		CLERK RECO		1,242.00
1988005190	06/24/1988	HYDRAULIC RESCUE TOOL SYSTEM POWER UNIT SPARE UNIT		KNOWLES FI		2,250.00
1988005200	06/24/1988	HYDRAULIC RESCUE TOOL SYSTEM CUTTER		KNOWLES FI		1,971.00
1988005210	06/24/1988	SPREADER AND CHAIN PACKAGE TO HYDRAULIC RESCUE TOOL...		KNOWLES FI		3,564.00
1989007790	09/02/1988	AKRON STYLE APOLLO MONITOR ON 3420 UNIT 4		MONUMENT F		1,325.00
1989007490	04/17/1989	LENNOX GAS/ELECTRIC HEAT/COOL ROOFTOP UNIT		AIRPORT FI		2,140.00
1989007890	05/15/1989	1989 BIG TEX DOVETAIL TRAILER 30' 12000-03 T-8 AIRPORT	16VHB3022K1324956	AIRPORT	G36823	4,493.00
1989007140	06/15/1989	TANK MOUNTED AIR COMPRESSOR		MALJAMAR F		1,898.50
1989006450	06/20/1989	S-113 ROLLER SHELF U NIT W/FINISHED END PA NELS		CLERK RECO		1,240.20
1990009240	01/06/1990	CATERPILLAR CRAWLER D-8 CLASS TRACTOR W/ DOZER & RIPPER...	09TC03986	ROAD		201,726.00
1990009250	01/06/1990	CATEPILLAR CRAWLER D-7 CLASS TRACTOR W/DOZER & RIPPER D-1	05BF00853	ROAD		172,558.00
1990009200	03/15/1990	JOHN DEERE 670B TANDEM DRIVE MOTORGRADER G-10	527851	ROAD		60,884.12
1990009270	03/15/1990	JOHN DEERE 670B TANDEM DRIVE MOTORGRADER G-2	528077	ROAD		60,884.12
1990009370	06/15/1990	10 TON PORTAPOWER RESCUE KIT W/CUT GUN TANK CHAIN		MALJAMAR F		2,185.00
1990009380	06/27/1990	STARK HIGH PRESSURER RESPIRATORY SYSTEM BRV-20 W/...		KNOWLES FI		18,450.00
1991001690	09/25/1990	ALUMINUM ELECTRICAL POWERED HOSE REEL UNIT 4		MONUMENT F		2,050.00
1991002420	10/30/1990	KADEX MECHANICAL FILE SYSTEM- ADDITION		CLERK RECO		6,705.67
1991000150	11/01/1990	HOT WATER WASHER/ ELECTRONIC IGNITION 3518 AALADIN		AIRPORT		4,690.00
1991000500	01/14/1991	120 1990 BBL WATER TANK TRAILER T-10	109231527L1003152	ROAD	G27009	19,900.00
1991001930	02/14/1991	JET-FLOW HOT WATER WASHER W/GUN CONTROL 1410SS		KNOWLES FI		3,195.00
1991001510	06/19/1991	STEEL FIXTURE S-113 SHELVING U NIT ROLLER SHELVES		CLERK RECO		2,551.60
1992000490	07/23/1991	JOHN DEERE FRONT END LOADER L-5 W/3YD BUCKET 624E-H	528272	ROAD		79,745.00
1992001670	10/11/1991	SHELVING UNIT		CLERK RECO		2,312.00
1992000860	10/21/1991	EXTRACATION TOOLS		MONUMENT F		18,648.37
1992001050	03/11/1992	RUNWAY VOLTAGE REGULATOR		AIRPORT		4,025.00
1992000770	04/21/1992	5 H.P. DAYTON AIR COMPRESSOR 3Z965A		MAINTANANC		1,316.00
1992001130	06/24/1992	PORTABLE STACKER CONVEYER	7335313015920 1992	ROAD		48,872.00
1992001800	06/30/1992	MOSLER DOUBLE DOOR RECORD SAFE		TREASURER		5,189.65
1993001620	12/31/1992	AIRBAG RESCUE SYSTEM		MONUMENT F		2,175.00
1993000650	01/28/1993	CRUSHER GENERATOR - CAT3 306/205EKW GN-1	85Z09762	ROAD		29,034.71
1993000220	04/08/1993	OPERATOR CONTROL MODULE W/SEAT		ROAD		9,450.00
1993000230	06/09/1993	1993 JOHN DEERE 670B MOTORGRADER G-9	541438	ROAD		88,640.00
1993001300	06/24/1993	HALE TYPHOON #2145 PRESSURE VENT FAN W/21 BLADE - 5.5 HP...		KNOWLES FI		1,520.00
1994000880	11/15/1993	1993 LINCOLN CLASSIC WELDER W-1 S/N AU1930200783		ROAD		6,506.28
1994002650	12/15/1993	CHECK PROTECTOR HEDMAN EDP 2000		INFORMATIO		1,561.10
1994002250	03/28/1994	JOHN DEERE 670B MOTORGRADER G-11	X545338	ROAD		83,740.00
1994002260	03/30/1994	JOHN DEERE 670B MOTORGRADER G-5	X545551	ROAD		86,240.00
1994002630	06/30/1994	INSTALL 3-TON HOIST		ROAD		14,429.77
2002001030	12/15/1994	1994 DYNAPAC RUBBER TIRE ROLLER CP22 R-6	695B243	ROAD		61,000.00
1995002110	03/10/1995	CROWD CONTROL GATE		EVENT CENT		1,043.10
1995002120	03/10/1995	CROWD CONTROL GATE		EVENT CENT		1,043.10
1995002130	03/10/1995	CROWD CONTROL GATE		EVENT CENT		1,043.10
1995002140	03/10/1995	CROWD CONTROL GATE		EVENT CENT		1,043.10
1995002150	03/10/1995	CROWD CONTROL GATE		EVENT CENT		1,043.10

Exhibit A

LEA COUNTY FIXED ASSET INVENTORY LIST
Lea County - June 30, 2017Assets: 2,137 of 2,421 Included
Include: Active assets ONLY
Method: Book - Std Conventions Applied

Sort #1: Type

Asset ID	Date Acq	Description	Serial # - VIN	Asset A/C#	Description #2	Cost
Type: MACH. & EQ						
1995002160	03/10/1995	CROWD CONTROL GATE		EVENT CENT		1,043.10
1995002170	03/10/1995	CROWD CONTROL GATE		EVENT CENT		1,043.10
1995002180	03/10/1995	CROWD CONTROL GATE		EVENT CENT		1,043.10
1995002420	04/25/1995	JOHN DEERE 670B MOTORGRADER G-4	X551082	ROAD		89,300.00
1995002430	04/25/1995	JOHN DEERE 670B MOTORGRADER G-13	X551081	ROAD		86,500.00
1995002500	05/23/1995	PORTABLE TURNSTILE		EVENT CENT		1,198.00
1995002510	05/23/1995	PORTABLE TURNSTILE		EVENT CENT		1,198.00
1995002520	05/23/1995	PORTABLE TURNSTILE		EVENT CENT		1,198.00
1995002530	05/23/1995	PORTABLE TURNSTILE		EVENT CENT		1,198.00
1995002560	06/23/1995	1995 HOLDEN LOWBOY TRAILER T-4 ROAD	12HMF4739SN604431	ROAD	G27819	30,276.00
1995002590	06/28/1995	1996 INTERNATIONAL TRUCK TRACTOR	2HSFBAER8TC061523	ROAD	G21202	77,250.00
1995000540	06/30/1995	GENERATOR UNIT 4		MONUMENT F		2,625.00
1996005610	08/10/1995	56 TON AIR RESCUE SYSTEM		KNOWLES FI		2,999.00
1996006110	01/16/1996	THROUGHMATIC 2000 BUFFER		EVENT CENT		1,293.54
1996005940	01/26/1996	T-49 REACH IN REFRIGERATOR		FAIRGROUND		2,260.81
1996005950	01/26/1996	T-49 REACH IN REFRIGERATOR		FAIRGROUND		2,260.81
1996004920	01/26/1996	WELDING LINCOLN RANGER W-2		ROAD		3,049.10
1996000100	01/29/1996	XENON FOLLOWSPOTS		EVENT CENT		9,024.76
1996000110	01/29/1996	XENON FOLLOWSPOTS		EVENT CENT		9,024.75
1996000120	01/29/1996	XENON FOLLOWSPOTS		EVENT CENT		9,024.75
1996000130	01/29/1996	XENON FOLLOWSPOTS		EVENT CENT		9,024.75
1996000140	02/27/1996	ELECTRICAL ENCLOSURE FORE KECTRUCAK STSTEN-LCCC		EVENT CENT		18,734.73
1996000150	02/27/1996	STAGE		EVENT CENT		117,615.00
1996005350	06/28/1996	HVAC SYSTEM		MAINTENANC		25,200.00
1996006130	06/30/1996	ART - 2 COLUMNS		EVENT CENT		1,500.00
1997002060	08/16/1996	24 VENTILATION FAN		DETENTION		1,300.00
1997000570	09/09/1996	25 TON PRESS		ROAD		1,726.00
1997000280	10/04/1996	IBM 6400-012 PRINTER		INFORMATIO		8,413.00
1997000690	10/11/1996	500 GAL FUEL STORAGE TANK - SKID MOUNT 000		ROAD		1,100.00
1997003030	10/25/1996	8'X40' STEEL CARGO CONTAINER		EVENT CENT		2,041.00
1997002270	11/25/1996	73% SCOREBOARD CONTROLLER CABLE & SHOT CLOCK		EVENT CENT		14,244.73
1997000440	02/17/1997	KARDEX MOBILE SHELVES		CLERK RECO		4,423.32
1997001750	03/21/1997	600' YELLOW RUBBERIZED HOSE		MONUMENT F		1,488.00
1997000630	06/04/1997	STEEL WATER TANK 000		ROAD		4,894.08
1997002030	06/30/1997	HURST GASOLINE POWER UNIT UNIT 3		MONUMENT F		4,006.00
1997002540	06/30/1997	HURST COMBINATION TOOL		MONUMENT F		3,975.00
1998000020	07/15/1997	7.5 TON A/C UNIT UAWD045CAS AMERICAN STANDARD		COMMISSION		2,734.25
1998001290	07/25/1997	VHF ANTENNA		MONUMENT F		1,974.53
1998000250	09/03/1997	VIOLENT PRISONER CHAIR AEDEC RC1300		DETENTION		1,392.00
1998000420	09/10/1997	PLASMA CUTTING & GOUGING SYSTEM		ROAD		2,326.00
1998001020	09/11/1997	COURTHOUSE FIRE ALARM SYSTEM SIMPLEX		MAINTENANC		7,058.90
1998001200	09/29/1997	INSTALL MONUMENT TOWER NO TAG		MONUMENT F		3,355.86
1998001260	11/10/1997	50'YELLOW FIRE HOSE & 1 NOZZLE 1.75 NO TAG		MONUMENT F		1,551.00
1998000820	12/22/1997	1996 USED 744H FRONT END LOADER L-4	HX559560	ROAD		198,200.00
1998000360	02/06/1998	FILING SYSTEM VERTICAL CAROUSEL/AUTOMATED		CLERK RECO		12,432.21
1998000850	02/10/1998	PNEUMATIC ROLLER R4 PS130 ID # M10054	7ND00398	ROAD		37,359.72
1998000860	02/10/1998	DYNAPAC SHEEPS FOOT ROLLER CA251PD R8	58314133	ROAD		99,250.00
1998000860	02/10/1998	DYNAPAC SHEEPS FOOT ROLLER CA251PD R9	58314134	ROAD		99,250.00
1998000630	03/25/1998	8000 GAL SKID MOUNTED WATER TANK CONVERTED FROM GAS...		ROAD		5,902.64
1998000630	03/25/1998	WATER TANK CONVERTED FROM DIESEL FUEL TANK 12000 GAL SKID...		ROAD		8,853.96
1998001310	06/16/1998	HONDA EM25008 K1-W DELUXE GENERATOR 5.5 HP		KNOWLES FI		1,115.00
1999000380	07/01/1998	1999 JOHN DEERRE 670CH MOTOR GRADER G-7	571813	ROAD		140,500.00
1999000820	07/01/1998	FEDERAL SIGNAL CORPORATION LIGHT BAR W/WARNING...		MALJAMAR F		2,212.45

LEA COUNTY FIXED ASSET INVENTORY LIST
Lea County - June 30, 2017Assets: 2,137 of 2,421 Included
Include: Active assets ONLY
Method: Book - Std Conventions Applied

Sort #1: Type

Asset ID	Date Acq	Description	Serial # - VIN	Asset A/C#	Description #2	Cost
Type: MACH. & EQ						
1999000830	07/01/1998	16 SCBA SURVIVAIR PANTHER 8 W HEADNETS/ADAM ALARM 8...		MONUMENT F		35,984.00
1999000600	08/21/1998	ENGINEERING COPIER OCE 7055		ASSESSOR'S		9,945.00
1999000220	08/24/1998	FREON RECYCLING UNIT SOLAR 8140		ROAD		3,395.99
1999000780	08/25/1998	MOBILE RADIOS (2) KENWOOD TK730		KNOWLES FI		3,472.00
1999000030	09/15/1998	DECK STAGE 8 VERSALITE 4X8 SECTIONS W/ADJUSTABLE LEGS & 8...		FAIRGROUND		4,987.00
1999000400	09/25/1998	KOLBERG PIONEER REBUILT CRUSHER BID#48-97/98		ROAD		405,760.00
1999000340	10/26/1998	DIAGNOSTIC CENTER SCANNER & CHARGING SYSTEM		ROAD		2,904.44
1999000280	11/18/1998	20 TWO SPEED BUFFER TM20-TS		EVENT CENT		1,050.00
1999000360	12/28/1998	REACH-IN REFRIGERATOR TRUT-23		FAIRGROUND		1,350.00
1999000360	12/28/1998	REACH-IN REFRIGERATOR TRUT-23		FAIRGROUND		1,350.00
1999000360	12/28/1998	REACH-IN REFRIGERATOR TRUT-23		FAIRGROUND		1,350.00
1999000360	12/29/1998	REACH-IN REFRIGERATOR TRUT-23		FAIRGROUND		1,350.00
1999000390	01/13/1999	JOHN DEERE 744H FRONT END LOADER L-1	569342	ROAD		215,500.00
1999000930	01/22/1999	FORD NEW HOLLAND 6640 TRACTOR		AIRPORT		25,220.00
1999000940	01/22/1999	FLAIL MOWER INTERSTATER ALAMO		AIRPORT		24,205.00
1999000560	01/25/1999	1998 700-2355 FLUKE SCOPE METER		ROAD		1,987.20
1999000900	02/19/1999	GENERATOR CUMMINS ONAN 275DFBF 225/440 VOLT GN-2		ROAD		36,400.00
1999000620	02/26/1999	HON OAK 10974LMM/10915R4/1522MM DESK/RETURN/CREDENZA ...		EXECUTIVE		1,246.74
1999000630	02/26/1999	HON OAK 10974LMM/10915R/10943MM DESK/RETURN/CREDENZA...		FINANCE		1,246.74
1999000730	02/26/1999	CARRIER DUAL FUEL HEAT PUMP 5YR PARTS & LABOR WTY		MONUMENT F		3,330.52
1999000380	05/14/1999	JOHN DEERE 670CH MOTORGRADER G-12	571773	ROAD		140,500.00
2000000170	09/29/1999	1999 SMITHCO SC2002SIDE DUMP TRAILER T-15	1S9SS4020XL476616	ROAD	G42146	31,676.00
2000000180	09/29/1999	1999 SMITHCO SC2002SIDE DUMP TRAILER T-14	1S9SS4029XL476615	ROAD	G42148	31,676.00
2000000190	09/29/1999	1999 SMITHCO SC2002SIDE DUMP TRAILER T-13	1S9SS4027XL476614	ROAD		31,676.00
2000000280	11/29/1999	5 SCBA		MALJAMAR F		12,770.00
2000000390	12/01/1999	BOBCAT 863 W/UTILITY BUCKET/PALLET FORKS/ SWEEPER	14440372	EVENT CENT		22,635.00
2000000470	01/04/2000	AIR IMPACT WRENCH INGERSOL RAND 293S		ROAD		2,172.00
2000000490	01/05/2000	6400 PRINTER IBM 1500		INFORMATIO		8,848.00
2000000540	01/14/2000	BUILDING SIGN & CHRISTMAS LIGHTS		EVENT CENT		1,841.88
2000000530	01/14/2000	ANTIFREEZE RECYCLER KEER-FLO AF-250		ROAD		1,999.99
2000000550	01/26/2000	FLAT BED SIGN TRAILER T-7	1C9FS1623YR574032	ROAD	G43722	2,600.00
2000000580	03/01/2000	PRISONER TRANSPORT KKK114 INSERT UNIT L102 TRANS VAN		SHERIFF		6,590.44
2000000710	03/15/2000	REPLACED HVAC EQUIPMENT SINGLE CONDENSOR W/2 SPLIT...		MAINTENANC		5,896.78
2000000820	03/24/2000	2 SPLIT SYSTEMS		MAINTENANC		5,704.92
2000001140	06/01/2000	HT1.5 C HOSE TESTER		MONUMENT F		2,250.00
2000001260	06/18/2000	NEW FLEET PNEUMATIC ROLLER R-3	295	ROAD		57,575.00
2000000920	06/18/2000	S-113 ROLLER SHELF		CLERK RECO		2,771.40
2001000350	08/16/2000	SURVIVAIR P964215 PANTHER SCBA ACCESSORIES		KNOWLES FI		1,500.00
2001000820	10/19/2000	MINOLTA MICROFORM READER/PRINTER RECORDS LOVINGTON...		SHERIFF		10,663.00
2001000070	11/01/2000	2 - ANIMAL TRANSPORT CAGES		ENVIRONMEN		1,536.70
2001000200	11/15/2000	DESK AND RETURN HON OFFICE EQUIPMENT		ROAD		1,458.55
2001000920	11/30/2000	GESTETNER 3355 COPIER/FINISHER		EMERGENCY		13,695.00
2001001250	12/07/2000	ADDITIONS TO KARDEX FILING SYS.		CLERK RECO		2,427.83
2001001030	02/13/2001	KARDEX FILING SYSTEM ACCESSORIES		CLERK RECO		22,060.43
2001000360	03/14/2001	MAX PRO 4 GAS MONITOR ACCESSORIES AND CARRYING CASE...		MALJAMAR F		1,756.00
2001000760	06/27/2001	1001 SEF PROPELLED CHIP SPREADER ROSCO RC SPRH C-1	34903-01	ROAD		88,989.00
2001001200	06/27/2001	KENWOOD RADIO 50WATT FOR SHERIFF DISPATCH CONSOLE		KNOWLES FI		1,412.92
2002000830	07/25/2001	UTILITY TRAILER CID LOVINGTON STATION	NM170821	SHERIFF		780.00
2002000160	08/29/2001	RIDING LAWN-MOWER HOBBS AIRPORT HUSQVARNA		AIRPORT		2,850.00
2002000550	08/31/2001	TANDOM TRAILER		EVENT CENT		1,350.00
2002000630	08/31/2001	EVAPORATIVE COOLER - 6800 CFM		FAIRGROUND		4,134.00
2002000710	10/04/2001	ROAD DEPARTMENT SIGN		ROAD		1,808.00
2002000790	10/17/2001	ENGINEER COPIER OCE 7055		GRANTS & P		11,398.00

LEA COUNTY FIXED ASSET INVENTORY LIST
Lea County - June 30, 2017Assets: 2,137 of 2,421 Included
Include: Active assets ONLY
Method: Book - Std Conventions Applied

Sort #1: Type

Asset ID	Date Acq	Description	Serial # - VIN	Asset A/C#	Description #2	Cost
Type: MACH. & EQ						
2002000910	10/29/2001	AIR CONDITIONING UNIT - MONUMENT		MONUMENT F		1,281.00
2002000920	12/06/2001	12000 LB WINCH - MONUMENT		MONUMENT F		1,346.00
2002000930	12/28/2001	LOCKERS - MONUMENT		MONUMENT F		2,862.00
2002000110	01/10/2002	CARPET & LIGHT FIXTURES EXTENSION OFFICE		MAINTENANC		2,000.00
2002000120	01/10/2002	CARPET & LIGHT FIXTURES COUNTY CLERK OFFICE		MAINTENANC		6,500.00
2002000140	01/10/2002	CARPET - JPO & DA		MAINTENANC		10,775.00
2002000500	01/22/2002	4-RISER STAIRWAYS		EVENT CENT		1,451.00
2002000940	01/24/2002	MOBILE RADIO - MONUMENT R-1 KENWOOD		MONUMENT F		1,517.00
2002000520	02/05/2002	EZ-GO WORK VEHICLE		EVENT CENT		7,152.00
2002000600	02/11/2002	BOBCAT UTILITY TRACTOR		FAIRGROUND		28,083.00
2002000590	02/11/2002	DESKTOP COMPUTER AND MONITOR MONITOR S/N-MUL5009A0032049		EVENT CENT		1,571.00
2002000060	02/11/2002	LAPTOP COMPUTER		GRANTS & P		3,013.00
2002000640	02/11/2002	2002 INGERSOL RAND AIR COMPRESS AND JACK HAMMER P185WJD...		ROAD		15,703.00
2002000130	03/11/2002	WATER SOFTENER SYSTEM		MAINTENANC		12,558.00
2002000180	03/22/2002	COURTHOUSE SECURITY SYSTEM & PANIC BUTTON		MAINTENANC		22,526.00
2002001200	04/25/2002	4000 GALLON PORTABLE COLLAPSIBLE TANK		MALJAMAR F		2,110.00
2002000650	05/13/2002	2-2002 BROCE CR350 ROAD BROOMS B-2 & B-3	402122/402123	ROAD		57,998.00
2002000220	05/15/2002	2 SHELVING UNITS		CLERK RECO		4,793.00
2002000250	06/15/2002	ARCVIEW SOFTWARE		ASSESSOR		4,500.00
2002000030	06/20/2002	WORKING DESK		INFORMATIO		1,276.00
2003000630	07/15/2002	PHONE SYSTEM		INFORMATIO		323,190.34
2003000640	07/15/2002	LAN SYSTEM		INFORMATIO		224,409.92
2003000650	07/15/2002	AS 400 COMPUTER SYSTEM		INFORMATIO		119,779.00
2003000300	08/23/2002	KITCHEN EQUIPMENT		EVENT CENT		111,265.00
2003000610	08/28/2002	(5) BUSH WORK STATIONS		FAIRGROUND		4,200.00
2003000380	09/12/2002	ARENA SOUND SYSTEM		FAIRGROUND		23,998.00
2003000270	12/03/2002	50 RECTANGLE TABLES		EVENT CENT		6,552.00
2003000280	12/03/2002	50 ROUND TABLES		EVENT CENT		8,122.00
2003000440	12/03/2002	TRANSMISSION JACK		ROAD		1,930.00
2003000260	12/16/2002	DANCE FLOOR		EVENT CENT		9,175.00
2003000160	01/09/2003	OPTICAL DISK SCANNING SYSTEM		CLERK RECO		85,566.00
2003000170	02/11/2003	X-RAY SCREENING SYSTEM		COMMISSION		17,825.00
2003000490	02/27/2003	WEIGHING SYSTEM (MC400) ON L-5		ROAD		7,540.00
2003000220	04/08/2003	LIVE SCAN SYSTEM & PRINTER		DETENTION		24,130.00
2003000150	04/28/2003	WORKSTATION & DESK		CLERK RECO		3,739.00
2003000330	05/30/2003	STAGING SYSTEM		EVENT CENT		5,100.00
2003000120	06/10/2003	DESK		ASSESSOR		2,636.00
2003000480	06/10/2003	WELL PUMP & PRESSURE TANK		ROAD		3,150.00
2003000390	06/27/2003	PICNIC BENCHES		FAIRGROUND		1,687.00
2003000010	06/30/2003	RADIO SYSTEM TELECOMMUNICATIONS SYSTEM		INFORMATIO		752,297.74
2004000190	10/21/2003	GRID ROLLERS 2 REPLACEMENT ROLLERS FOR R-1/R- 2		ROAD		48,600.00
2004000180	10/28/2003	4 LASER PRINTERS		ASSESSOR		2,832.00
2004000450	12/05/2003	FIRE HOSE (20) 50' JOINTS		KNOWLES FI		2,534.00
2004000230	12/30/2003	A/C INSTALLATION		COMMUNITY		6,774.00
2004000390	01/28/2004	SECURITY CAMERAS		COMMISSION		12,871.00
2004000420	03/10/2004	(2) YAMAHA 4 WHEELERS 5Y4AJ07Y14A021735 5Y4AJ07Y24A022165	5Y4AJ07Y14A021735 & 022165	SHERIFF		10,838.00
2004000060	03/18/2004	APPROACH LIGHT INDICATOR		AIRPORT		12,669.00
2004000460	03/18/2004	VIDEO SET - FIREFIGHTER 1		MONUMENT F		2,600.00
2004000270	05/13/2004	2 AIR CONDITIONING UNITS HEALTH OFFICE		ENVIRONMEN		15,400.00
2004000470	05/27/2004	PORTABLE PUMP - 18 HP UNIT 2		MONUMENT F		2,675.00
2004000280	06/18/2004	PLAT CABINET		CLERK RECO		3,840.00
2004000290	06/30/2004	UPGRADE OPTICAL DISK SYSTEM ONE RETRIVAL SYSTEM OPTICAL...		CLERK RECO		1,995.00
2004000510	06/30/2004	COMMUNICATIONS SYSTEM		INFORMATIO		1,217,317.00

LEA COUNTY FIXED ASSET INVENTORY LIST
Lea County - June 30, 2017Assets: 2,137 of 2,421 Included
Include: Active assets ONLY
Method: Book - Std Conventions Applied

Sort #1: Type

Asset ID	Date Acq	Description	Serial # - VIN	Asset A/C#	Description #2	Cost
Type: MACH. & EQ						
2005000590	11/30/2004	SATELITE IMAGERY		ASSESSOR		1,980.00
2005000430	12/23/2004	LOAD WEIGHTING SYSTEM L-1		ROAD		15,700.00
2005000560	02/02/2005	BINDERS		ASSESSOR		2,327.40
2005000500	03/04/2005	AUTO LEVEL & TOOL KIT		GRANTS & P		840.42
2005000310	03/11/2005	COMMUNICATIONS WIRING		DETENTION		9,615.30
2005000330	04/27/2005	MEDIC LIGHT - OUTPATIENT		DETENTION		1,640.00
2005000340	04/27/2005	MEDICATION CART		DETENTION		2,366.59
2005000350	04/27/2005	CLINICAL BINOCULAR		DETENTION		1,672.76
2005000360	04/27/2005	STRETCHER MATTRESS		DETENTION		3,886.04
2005000070	06/10/2005	WORK STATIONS & CHAIRS		CLERK RECO		11,803.71
2005000580	06/30/2005	WORK STATIONS		ASSESSOR		8,845.80
2005000410	06/30/2005	SCOREBOARD DAKTRONICS		FAIRGROUND		10,384.00
2006000500	08/30/2005	VENT HOOD		GRANTS & P		29,397.73
2006000570	09/06/2005	PERMANENT RECORDS BACKUP BACK-UP SYSTEM FOR OPTICAL DISK		CLERK RECO		39,676.81
2006000070	10/05/2005	LANDSCAPE MOWER		MAINTENANC		8,633.94
2006000470	02/09/2006	STEEL WHEEL R7 SW850		ROAD		133,500.00
2006000300	03/24/2006	POWER LIFT		DETENTION		6,727.88
2006000380	04/05/2006	PIPE & DRAPE		EVENT CENT		5,074.42
2006000260	06/16/2006	AUTO WEATHER SYSTEM		AIRPORT		162,676.69
2006000370	06/29/2006	FLOOR SCRUBBER		EVENT CENT		20,780.01
2006000480	06/30/2006	TRACTOR MT 465B-2C M-2	N145055	ROAD		48,362.28
2006000490	06/30/2006	TRACTOR MT 465B-2C M-1	P116070	ROAD		48,362.28
2006000660	06/30/2006	MOBILE STAGE		EVENT CENT		88,756.00
2007000230	08/29/2006	CARPET EXTRACTER		EVENT CENT		6,095.17
2007000470	09/29/2006	GOLF CART		DWI - STAT		4,500.00
2007000930	09/29/2006	2007 KAWASAKI 4 WHEEL MULE	JK1AFCJ1X7B510733	SHERIFF	G67482	10,443.00
2007000740	11/28/2006	THERMAL IMAGING CAMERA		KNOWLES FI		8,000.00
2007000720	11/28/2006	THERMAL IMAGING CAMERA		MALJAMAR F		8,000.00
2007000730	11/28/2006	THERMAL IMAGING CAMERA		MONUMENT F		8,000.00
2007000200	12/14/2006	JUVENILE CONTROL PANEL		DETENTION		13,775.00
2007000370	01/23/2007	BACKHOE BH1 710G	X961226	ROAD		137,500.00
2007000340	03/05/2007	BLADE 870D G-3	X611175	ROAD		209,500.00
2007000940	03/22/2007	HURST JAWS OF LIFE		MONUMENT F		7,625.00
2007000380	03/27/2007	CRUSHER CONVEYOR BELT		ROAD		13,286.00
2007000320	04/11/2007	LOADER 844J L-7	610928	ROAD		319,250.00
2007000480	04/24/2007	2005 UTILITY TRAILER SINGLE AXLE	4P5SA141052079718	DWI - STAT	G68874	1,288.00
2007000920	04/27/2007	PC TABLET		ASSESSOR'S		12,164.78
2007000310	05/08/2007	LOAD WEIGHING SYSTEM L-4		ROAD		7,994.00
2007000350	05/14/2007	FUEL TANK 2 TANK UPDATE		ROAD		48,727.00
2007000190	05/31/2007	PUMP STATION		DETENTION		33,900.00
2007000330	06/14/2007	RECLAIMER RM-1 -RM500		ROAD		465,000.00
2007000420	06/29/2007	50 YARD ROLLOFF		EMERGENCY		17,800.00
2008000220	08/27/2007	IN-CAR VIDEO RECORDER		SHERIFF		5,320.00
2008000130	08/29/2007	IN-CAR VIDEO RECORDER		SHERIFF		5,320.00
2008000140	08/29/2007	IN-CAR VIDEO RECORDER		SHERIFF		5,320.00
2008000150	08/29/2007	IN-CAR VIDEO RECORDER		SHERIFF		5,320.00
2008000160	08/29/2007	IN-CAR VIDEO RECORDER		SHERIFF		5,320.00
2008000170	08/29/2007	IN-CAR VIDEO RECORDER		SHERIFF		5,320.00
2008000180	08/29/2007	IN-CAR VIDEO RECORDER		SHERIFF		5,320.00
2008000190	08/29/2007	IN-CAR VIDEO RECORDER		SHERIFF		5,320.00
2008000200	08/29/2007	IN-CAR VIDEO RECORDER		SHERIFF		5,320.00
2008000210	08/29/2007	IN-CAR VIDEO RECORDER		SHERIFF		5,320.00
2008000230	08/29/2007	IN-CAR VIDEO RECORDER		SHERIFF		5,320.00

Exhibit A

LEA COUNTY FIXED ASSET INVENTORY LIST
Lea County - June 30, 2017Assets: 2,137 of 2,421 Included
Include: Active assets ONLY
Method: Book - Std Conventions Applied

Sort #1: Type

Asset ID	Date Acq	Description	Serial # - VIN	Asset A/C#	Description #2	Cost
Type: MACH. & EQ						
2008000240	08/29/2007	IN-CAR VIDEO RECORDER		SHERIFF		5,320.00
2008000250	08/29/2007	IN-CAR VIDEO RECORDER		SHERIFF		5,320.00
2008000260	08/29/2007	IN-CAR VIDEO RECORDER		SHERIFF		5,320.00
2008000270	08/29/2007	IN-CAR VIDEO RECORDER		SHERIFF		5,320.00
2008000280	08/29/2007	IN-CAR VIDEO RECORDER		SHERIFF		5,320.00
2008000290	08/29/2007	IN-CAR VIDEO RECORDER		SHERIFF		5,320.00
2008000300	08/29/2007	IN-CAR VIDEO RECORDER		SHERIFF		5,320.00
2008000340	09/25/2007	2007 BIG TEX UTILITY TRAILER	16VGX262871386657	SHERIFF	G92852	4,998.22
2008000760	12/07/2007	MOTOR GRADER 770D G-1	X616108	ROAD		179,750.00
2008000770	12/07/2007	MOTOR GRADER 770D G-6	X616140	ROAD		179,750.00
2008000780	12/21/2007	JOHN DEER 8130 180 HP GRID ROLLER TRACTOR R-5	PO18213	ROAD		114,484.04
2008000850	02/01/2008	TRACTOR 80HP DIESEL 2WD FLAIL MOWER NO LONGER ATTACHED		AIRPORT		84,773.00
2008001260	02/06/2008	RADIO REPEATER RF TECH REPEATER STATION		LEA CO COM		5,351.20
2008001270	02/06/2008	RADIO REPEATER RF TECH REPEATER STATION		LEA CO COM		5,351.20
2008001280	02/06/2008	RADIO REPEATER RF TECH REPEATER STATION		LEA CO COM		5,351.20
2008001290	02/06/2008	RADIO REPEATER RF TECH REPEATER STATION		LEA CO COM		5,351.20
2008001300	02/06/2008	RADIO REPEATER RF TECH REPEATER STATION		LEA CO COM		5,351.20
2008001380	03/20/2008	SELF DUMPING TRASH CONTAINER		EVENT CENT		8,893.71
2008001400	04/09/2008	DURAPATCHER PATCHING MACHINE 125DJTM #31 - LOCATION	14424TM	ROAD		58,000.00
2008001390	04/09/2008	GESTETNER COPIER DSM745EG		TREASURER		7,763.00
2008001430	04/30/2008	FORKLIFT H155FT HYSTER FORTIS F-1	H006V02350F	ROAD		61,665.00
2008001440	05/29/2008	BANDIT CHIPPER 1990XP		EMERGENCY		52,947.00
2008001450	06/05/2008	UTILITY TRACTOR 5525		FAIRGROUND		32,907.55
2008001460	06/05/2008	UTILITY TRACTOR 5525		FAIRGROUND		27,531.50
2008001470	06/05/2008	JOHN DEERE 542 FARM LOADER		FAIRGROUND		4,306.80
2008001480	06/05/2008	JOHN DEERE MX10 ROTARY CUTTER		FAIRGROUND		4,197.67
2008001510	06/05/2008	BAR-CODED EVIDENCE TRACKING SYS		SHERIFF		14,253.00
2008001580	06/30/2008	2008 TRAVEL TRAILER	4YDT281275L608333	OTHER GRAN	G73323	6,000.00
2008001540	06/30/2008	SHARP COLOR COPIER		EVENT CENT		8,640.00
2008001550	06/30/2008	REVOLUTION BARN FAN		FAIRGROUND		5,766.66
2008001560	06/30/2008	REVOLUTION BARN FAN		FAIRGROUND		5,766.66
2008001570	06/30/2008	REVOLUTION BARN FAN		FAIRGROUND		5,766.66
2009000020	08/13/2008	A/C UNIT 3 TON AIR COND OLD DETENTION BLDG		MAINTENANC		10,066.00
2009000030	08/13/2008	A/C UNIT 12 TON AIR CONDITIONER OLD DETENTION BUILDING		MAINTENANC		30,600.00
2009000260	09/05/2008	CASE 580SM BACKHOE	71508	EMERGENCY		75,962.00
2009000320	10/03/2008	16 CHANNEL DVR & MULTIPLEXER		DETENTION		23,600.00
2009000370	11/26/2008	VIDEO SURVELIANCE SYSTEM		AIRPORT		39,030.20
2009000380	12/03/2008	COPIER WC7675		CLERK'S RE		30,260.00
2009000490	01/16/2009	2008 BLADE JD 772D #G-8	X623416	ROAD		215,250.00
2009000440	01/16/2009	800 VHF MOBILE RADIO		ROAD		5,168.00
2009000450	01/16/2009	800 VHF MOBILE RADIO		ROAD		5,168.00
2009000460	01/16/2009	800 VHF MOBILE RADIO		ROAD		5,168.00
2009000470	01/16/2009	800 VHF MOBILE RADIO		ROAD		5,168.00
2009000480	01/16/2009	800 VHF MOBILE RADIO		ROAD		5,168.00
2009001200	01/22/2009	40 YARD ROLLOFF		EMERGENCY		5,098.00
2009001210	01/22/2009	40 YARD ROLLOFF		EMERGENCY		5,098.00
2009001220	01/22/2009	40 YARD ROLLOFF		EMERGENCY		5,098.00
2009001230	01/22/2009	40 YARD ROLLOFF		EMERGENCY		5,098.00
2009000500	02/06/2009	2008 BLADE CAT 140M #G-15	B9D01762	ROAD		215,000.00
2009000510	02/10/2009	CAT MODEL H ITHL LOADER #L-3	DHC01288	ROAD		200,000.00
2009000530	02/23/2009	RECEIVER 40 CY ENCLOSED		EMERGENCY		11,412.67
2009000540	02/23/2009	RECEIVER 40 CY ENCLOSED		EMERGENCY		11,412.68
2009000550	02/23/2009	COMPACTOR MODEL 445 HD		EMERGENCY		18,266.00

Exhibit A

LEA COUNTY FIXED ASSET INVENTORY LIST
Lea County - June 30, 2017Assets: 2,137 of 2,421 Included
Include: Active assets ONLY
Method: Book - Std Conventions Applied

Sort #1: Type

Asset ID	Date Acq	Description	Serial # - VIN	Asset A/C#	Description #2	Cost
Type: MACH. & EQ						
2009000560	02/23/2009	COMPACTOR MODEL 445 HD		EMERGENCY		18,266.00
2009000710	03/10/2009	RECEIVER 40 CY ENCLOSED		EMERGENCY		12,162.67
2009000730	03/23/2009	RECEIVER 40CYL ENCLOSED		EMERGENCY		12,162.67
2009000930	06/25/2009	SHELVING UNITS		TREASURER		6,053.54
2009000940	06/30/2009	GRIZZLY VECTOR MACHINE #6		ENVIRONMEN		17,744.40
2009000520	06/30/2009	AUGER FOR #L-3 23540		ROAD		6,711.07
2010000570	08/03/2009	SERVER W/LINKSYS SWITCH ASA FOR VIDEO SURVEILLANCE SYST		CONVENIENC		6,889.35
2010000580	08/03/2009	CAMERA AXIS NETWORK DOME PART OF SURVEILLANCE SYSTEM 233D		CONVENIENC		5,071.43
2010000590	08/03/2009	CAMERA AXIS NETWORK DOME PART OF SURVEILLANCE SYSTEM 233D		CONVENIENC		5,071.43
2010000310	08/31/2009	UTILITY TRAILER	1E9BU12199S445067	DETENTION	G77432	1,499.00
2010000670	09/22/2009	600 SWIFTSET FOLDING CHAIRS W/6 HANGING TREES		FAIRGROUND		21,946.20
2010000330	10/22/2009	DIGITAL VIDEO RECORDERINSTALLED 18 CHANNEL		DETENTION		19,500.00
2010000680	11/20/2009	UTILITY VEHICLE JOHN DEERE 4X2 GAS GATOR 5603M	M04X2XD040	FAIRGROUND		5,810.26
2010000010	12/16/2009	COPIER RICOH C4000		INFORMATIO		11,799.00
2010000110	12/16/2009	TELEPHONE SYSTEM NORTEL BCM450		INFORMATIO		42,864.50
2010000290	12/16/2009	TELEPHONE SYSTEM NORTEL BCM450		INFORMATIO		24,568.97
2010000610	12/16/2009	TELEPHONE SYSTEM NORTEL BCM50		INFORMATIO		10,199.38
2010000730	12/16/2009	TELEPHONE SYSTEM NORTEL BCM450		INFORMATIO		30,735.26
2010000880	12/16/2009	TELEPHONE SYSTEM NORTEL BCM50		INFORMATIO		18,008.43
2010001160	12/16/2009	TELEPHONE SYSTEM NORTEL BCM50		INFORMATIO		13,730.53
2010001240	12/16/2009	TELEPHONE SYSTEM NORTEL BCM450		INFORMATIO		22,632.54
2010001690	01/21/2010	VIDEO RECORDER CONSOLE CAMERA		PROTECTION		5,350.00
2010001570	01/21/2010	VIDEO RECORDER CONSOLE CAMERA		PROTECTION		5,351.00
2010001590	01/21/2010	VIDEO RECORDER CONSOLE CAMERA		PROTECTION		5,350.00
2010001600	01/21/2010	VIDEO RECORDER CONSOLE CAMERA		PROTECTION		5,350.00
2010001610	01/21/2010	VIDEO RECORDER CONSOLE CAMERA		PROTECTION		5,350.00
2010001700	01/21/2010	VIDEO RECORDER CONSOLE CAMERA		PROTECTION		5,350.00
2010001710	01/21/2010	VIDEO RECORDER CONSOLE CAMERA		PROTECTION		5,350.00
2010001720	01/21/2010	VIDEO RECORDER CONSOLE CAMERA		PROTECTION		5,350.00
2010001730	01/21/2010	VIDEO RECORDER CONSOLE CAMERA		PROTECTION		5,350.00
2010001580	01/21/2010	VIDEO RECORDER CONSOLE CAMERA		SHERIFF		5,350.00
2010000430	03/05/2010	DENTAL AIR MOTOR ALEGRA DENTAL EQUIPMENT		DETENTION		5,490.00
2010000440	03/05/2010	DENTAL HANDPIECE ATTACHMENT DENTAL EQUIPMENT		DETENTION		5,750.00
2010001130	03/26/2010	TOWER SERVER FOR SURVEILLANCE SYSTEM; ASA 4TB 2...		OTHER GRAN		6,106.59
2010001210	04/29/2010	L-2 LOADER JOHN DEERE 4WD 644K	2628245	ROAD		219,232.00
2010000700	05/14/2010	3000 SERIES TRAM 21 PASSENGER	434171990	FAIRGROUND		9,000.00
2010000710	05/14/2010	3000 SERIES TRAM 21 PASSENGER	434161990	FAIRGROUND		9,000.00
2010000720	05/14/2010	SCANNER GRAPHTEC HD PLUS PRO CS610-11EN-PRO		GRANTS & P		15,544.00
2010001650	05/14/2010	BURSTER FD550 FORMAX W/TRACTOR FEED		INFORMATIO		7,120.00
2010001620	05/24/2010	TRAILER ENCLOSED 6'X12' HAULMARK SINGLE AXLE	16HCB1215AA037731	SHERIFF	G79720	2,690.00
2010000280	05/24/2010	TOWER SERVER FOR VIDEO SYSTEM ASA 4TB 2 PROCESSORS		EVENT CENT		6,360.64
2010000040	06/10/2010	SERVER IBM IBM520		INFORMATIO		77,490.73
2010000320	06/30/2010	MOBILE DATA TERMINAL SYSTEM		DETENTION		16,692.53
2010001250	06/30/2010	BASE STATION W/CABINET 100 W 16 CHANNEL IAS 100DV		SHERIFF		6,834.69
2010001940	06/30/2010	MOBILE/PAGERS 29 QTY \$729.99 EA *PART OF MOBILE DATA...		SHERIFF		21,169.71
2010001950	06/30/2010	MOBILE DATA TERMINAL SYSTEM		SHERIFF		582,822.22
2011000710	07/30/2010	CAMERA K1000 THERMAL IMAGING ELITE XR		KNOWLES FI		8,468.00
2011000090	09/02/2010	COPIER RICOH COPIER/PRINTER/SCANNER MPC4000		HUMAN RESO		11,799.00
2011000480	09/02/2010	REPEATER 100 WATT 150-174 MHZ W/CABINET IAS 100 WV		MALJAMAR F		4,429.22
2011000080	09/20/2010	1979 CESSNA AIRPLANE TU208G FAA REGISTRATION NO N 999EC		EXECUTIVE		60,000.00
2011000350	12/28/2010	PRINTER T1200PS LARGE FORMAT HP COLOR		ROAD		6,170.00
2011000440	12/30/2010	PLAT CABINET W/NUMBERED E ENVELOPES 1-400 400-18PZ		CLERK'S RE		3,783.00
2011000450	12/30/2010	PLAT CABINET W/NUMBERED F ENVELOPES 200-36PZ 1-200		CLERK'S RE		2,996.00

Exhibit A

LEA COUNTY FIXED ASSET INVENTORY LIST
Lea County - June 30, 2017

Assets: 2,137 of 2,421 Included
 Include: Active assets ONLY
 Method: Book - Std Conventions Applied

Sort #1: Type

Asset ID	Date Acq	Description	Serial # - VIN	Asset A/C#	Description #2	Cost
Type: MACH. & EQ						
2011000490	01/14/2011	JAWS OF LIFE HURST POWER RESCUE UNIT		MALJAMAR F		30,254.00
2011000460	02/21/2011	SCANNER KV-S7075C W/OPTICAL DISK DRIVE PANASONIC SCANNER;...		CLERK'S RE		11,526.50
2011000470	02/21/2011	SCANNER KV-S7075C W/OPTICAL DISK DRIVE PANASONIC SCANNER;...		CLERK'S RE		11,526.50
2011000410	02/22/2011	SHOP TRUCK LIFT 40000 LB CHALLENGER LIFT 20000 LB ROLLING JACK		ROAD		42,978.21
2011000600	02/24/2011	BALER VERTICAL 60 3 PHASE MP60HD		CONVENIENC		15,223.30
2011000420	03/18/2011	RM-2 AZ-550B ASPHALT ZIPPER SN/50000569 WATER SYSTEM...	109FS0824AU021746	ROAD	SN55000569	129,183.00
2011000430	05/06/2011	C-3 CHIP SPREADER VARIABLE WIDTH / 4WD MFG BY ETNYRE	K6630	ROAD		232,006.41
2011000520	05/27/2011	FIREFOX VOLT MONITOR PACKAGE 34630044 AKR		MALJAMAR F		6,025.00
2007000710	06/30/2011	TELECOMMUNICATIONS AT EDC		OTHER GRAN		43,534.53
2012000230	06/30/2012	6430 CAB TRAILER	L06430X0693535	AIRPORT		51,104.11
2012002570	06/30/2012	TOWABLE AIRCRAFT DE-ICER HC29050	290P-0126	AIRPORT		9,080.26
2012002580	06/30/2012	AIRPORT LAVATORY CART LVC250LP	PK209684	AIRPORT		2,795.26
2012002590	06/30/2012	AIRPORT AIRSTART BOTTLE SA280-G1R2	1174	AIRPORT		6,895.26
2012002600	06/30/2012	AIRPORT WATER CART PWC-75	PK220782	AIRPORT		2,795.26
2012002610	06/30/2012	AIRPORT AC/HEATER CART TRILECTRON ASPEN HVAC	501152-8	AIRPORT		9,395.26
2012002620	06/30/2012	WALK-BEHIND BELT LOADER A01771D-3304	153792	AIRPORT		3,895.26
2012000250	06/30/2012	1999 HTAG50 BAG TUG	9889	AIRPORT		4,395.26
2012000260	06/30/2012	2000 HTLPAG80 PUSH TRACTOR	10743	AIRPORT		5,695.26
2012000210	06/30/2012	CASE SKID STEER LOADER SV185	NBM429318	CONVENIENC		27,830.00
2012000220	06/30/2012	2012 6X12TA CARGO TRAILER	2021867	EMERGENCY		3,770.00
2012002460	06/30/2012	CX20 FLEX WING ROTARY CUTTER 1000 RPM		AIRPORT		20,104.05
2012002470	06/30/2012	MOBILE AVIONICS TRANSCEIVER IC-A11004		AIRPORT		1,239.00
2012002480	06/30/2012	PROLIANT DL360 SVR-HP DL360 G7 SERVER		AIRPORT		6,802.77
2012002630	06/30/2012	DISABLED PASSENGER LIFT ADAPTIVE AX		AIRPORT		5,895.26
2012002260	06/30/2012	XEROX D100CP COPIER/PRINTER		CLERK RECO		36,360.00
2012002210	06/30/2012	APP EXTENDER SERVER 457-100-245		CLERK RECO		1,569.00
2012002220	06/30/2012	APP EXTENDER SERVER 457-100-245		CLERK RECO		1,569.00
2012002230	06/30/2012	APP EXTENDER SERVER 457-100-245		CLERK RECO		1,569.00
2012002240	06/30/2012	APP EXTENDER SERVER 457-100-245		CLERK RECO		1,569.00
2012002250	06/30/2012	APP EXTENDER SERVER 457-100-245		CLERK RECO		1,569.00
2012002280	06/30/2012	7'X14' 14000 LB BUMPER PULL DT8914072		CONVENIENC		6,200.00
2012002290	06/30/2012	MOBILE 800 RADIO		CONVENIENC		3,426.71
2012002300	06/30/2012	MOBILE 800 RADIO		CONVENIENC		3,426.71
2012002310	06/30/2012	MOBILE 800 RADIO		CONVENIENC		3,426.71
2012002320	06/30/2012	MOBILE 800 RADIO		CONVENIENC		3,426.71
2012002330	06/30/2012	MOBILE 800 RADIO		CONVENIENC		3,426.71
2012002340	06/30/2012	MOBILE 800 RADIO		CONVENIENC		3,426.71
2012002350	06/30/2012	MOBILE 800 RADIO		CONVENIENC		3,426.70
2012002360	06/30/2012	MOBILE 800 RADIO		CONVENIENC		3,426.70
2012001410	06/30/2012	KITCHEN - STEAM TABLE 8113A9		DETENTION		7,867.58
2012001420	06/30/2012	CANON COLOR COPIER ACCS22		DETENTION		10,387.00
2012001430	06/30/2012	WELDER - MACHINE AC/DC 114-230V MIL907460		DETENTION		1,832.42
2012002370	06/30/2012	DIGITAL COPIER/PRINTER/SCANNER MX5111N AND ADDL...		DWI - STAT		9,393.93
2012000840	06/30/2012	TABLE TRAIN RECTANGULAR 72X24 TN7224C		EMERGENCY		1,427.79
2012000960	06/30/2012	TABLE TRAIN RECTANGULAR 72X24 TN7224C		EMERGENCY		1,427.79
2012000970	06/30/2012	TABLE TRAIN RECTANGULAR 72X24 TN7224C		EMERGENCY		1,427.79
2012000990	06/30/2012	TABLE TRAIN RECTANGULAR 72X24 TN7224C		EMERGENCY		1,427.79
2012001000	06/30/2012	TABLE TRAIN RECTANGULAR 72X24 TN7224C		EMERGENCY		1,427.79
2012001010	06/30/2012	TABLE TRAIN RECTANGULAR 72X24 TN7224C		EMERGENCY		1,427.79
2012002140	06/30/2012	800 MHZ RADIO - M7300		EMERGENCY		3,381.71
2012002420	06/30/2012	ID CARD PRINTER MCC100		EMERGENCY		14,354.75
2012002450	06/30/2012	PORTABLE WATCH TOWER		EMERGENCY		2,500.00
2012002430	06/30/2012	HANDSCOPE XENON HSX-5000-7F FLS LOCATED AT LOVINGTON PD		EMERGENCY		4,800.00

LEA COUNTY FIXED ASSET INVENTORY LIST
Lea County - June 30, 2017Assets: 2,137 of 2,421 Included
Include: Active assets ONLY
Method: Book - Std Conventions Applied

Sort #1: Type

Asset ID	Date Acq	Description	Serial # - VIN	Asset A/C#	Description #2	Cost
Type: MACH. & EQ						
2012002810	06/30/2012	SECURITY CAMERA AND MOUNTS 5532 PTZ-E DOME		EOC		4,702.20
2012002820	06/30/2012	SECURITY CAMERA AND MOUNTS 5532 PTZ-E DOME		EOC		4,702.20
2012002490	06/30/2012	55 55LK530 LCD HDTV AND MOUNT		EOC		1,226.47
2012002500	06/30/2012	SHARP 70 LC-70LE640U TV AND MOUNT		EOC		2,800.71
2012002510	06/30/2012	SHARP 70 LC-70LE640U TV AND MOUNT		EOC		2,800.71
2012002520	06/30/2012	SHARP 70 LC-70LE640U TV AND MOUNT		EOC		2,800.71
2012002530	06/30/2012	SHARP 70 LC-70LE640U TV AND MOUNT		EOC		2,800.71
2012001440	06/30/2012	SCRUBBER 650/800 MM MT7		EVENT CENT		11,500.00
2012001450	06/30/2012	SCRUBBER 650/800 MM MT7		EVENT CENT		11,500.00
2012003550	06/30/2012	DUPLEX WATER SOFTENER & INSTALLATION		EVENT CENT		24,693.61
2012001460	06/30/2012	SHARP COPIER AND ADDITIONS MX-3110N		FAIRGROUND		6,737.36
2012001470	06/30/2012	GRIDDLE WOLF #AGM60 FREIGHT INCLUDED		FAIRGROUND		2,917.12
2012001480	06/30/2012	BURNER/GRIDDLE/OVEN SOUTHBEND S60DD-3G		FAIRGROUND		4,007.88
2012001500	06/30/2012	802.11 N PTP BRIDGE 901-7731-US02		FAIRGROUND		3,686.08
2012001510	06/30/2012	8 MEGA PIXEL DAY/NIGHT 180 DEGREE CAMERA AVA8185DN-HB		FAIRGROUND		3,025.54
2012001520	06/30/2012	8 MEGA PIXEL DAY/NIGHT 180 DEGREE CAMERA AVA8185DN-HB		FAIRGROUND		3,025.54
2012001530	06/30/2012	8 MEGA PIXEL DAY/NIGHT 180 DEGREE CAMERA AVA8185DN-HB		FAIRGROUND		3,025.54
2012001540	06/30/2012	8 MEGA PIXEL DAY/NIGHT 180 DEGREE CAMERA AVA8185DN-HB		FAIRGROUND		3,025.54
2012001550	06/30/2012	8 MEGA PIXEL DAY/NIGHT 180 DEGREE CAMERA AVA8185DN-HB		FAIRGROUND		2,959.16
2012001560	06/30/2012	8 MEGA PIXEL DAY/NIGHT 180 DEGREE CAMERA AVA8185DN-HB		FAIRGROUND		2,959.16
2012001570	06/30/2012	8 MEGA PIXEL DAY/NIGHT 180 DEGREE CAMERA AVA8185DN-HB		FAIRGROUND		2,959.16
2012001580	06/30/2012	8 MEGA PIXEL DAY/NIGHT 180 DEGREE CAMERA AVA8185DN-HB		FAIRGROUND		2,959.16
2012001590	06/30/2012	8 MEGA PIXEL DAY/NIGHT 180 DEGREE CAMERA AVA8185DN-HB		FAIRGROUND		2,959.16
2012001600	06/30/2012	8 MEGA PIXEL DAY/NIGHT 180 DEGREE CAMERA AVA8185DN-HB		FAIRGROUND		2,959.16
2012001620	06/30/2012	SONY 340 PTZ CAMERA SNCRZ25N		FAIRGROUND		2,318.94
2012001630	06/30/2012	SONY 340 PTZ CAMERA SNCRZ25N		FAIRGROUND		2,318.94
2012001640	06/30/2012	SONY 340 PTZ CAMERA SNCRZ25N		FAIRGROUND		2,318.94
2012001650	06/30/2012	SONY 340 PTZ CAMERA SNCRZ25N		FAIRGROUND		2,318.94
2012001660	06/30/2012	SONY 340 PTZ CAMERA SNCRZ25N		FAIRGROUND		2,242.23
2012001670	06/30/2012	SONY 340 PTZ CAMERA SNCRZ25N		FAIRGROUND		2,242.23
2012001680	06/30/2012	SONY 340 PTZ CAMERA SNCRZ25N		FAIRGROUND		2,242.23
2012001690	06/30/2012	SONY 340 PTZ CAMERA SNCRZ25N		FAIRGROUND		2,242.23
2012001700	06/30/2012	SONY 340 PTZ CAMERA SNCRZ25N		FAIRGROUND		2,242.23
2012001710	06/30/2012	MC200 CASH TO TOKEN CHANGER		FAIRGROUND		3,129.07
2012001720	06/30/2012	MC200 CASH TO TOKEN CHANGER		FAIRGROUND		3,129.07
2012001730	06/30/2012	MC200 CASH TO TOKEN CHANGER		FAIRGROUND		3,129.07
2012001740	06/30/2012	MC200 CASH TO TOKEN CHANGER		FAIRGROUND		3,129.07
2012001750	06/30/2012	MC200 CASH TO TOKEN CHANGER		FAIRGROUND		3,129.07
2012001760	06/30/2012	MC200 CASH TO TOKEN CHANGER		FAIRGROUND		3,129.07
2012001770	06/30/2012	MC200 CASH TO TOKEN CHANGER		FAIRGROUND		3,129.07
2012001780	06/30/2012	MC200 CASH TO TOKEN CHANGER		FAIRGROUND		3,129.07
2012001790	06/30/2012	MC200 CASH TO TOKEN CHANGER		FAIRGROUND		3,129.07
2012001800	06/30/2012	MC200 CASH TO TOKEN CHANGER		FAIRGROUND		3,129.07
2012001810	06/30/2012	MC200 CASH TO TOKEN CHANGER		FAIRGROUND		3,129.07
2012001820	06/30/2012	MC200 CASH TO TOKEN CHANGER		FAIRGROUND		3,129.07
2012001830	06/30/2012	MC200 CASH TO TOKEN CHANGER		FAIRGROUND		3,129.07
2012001840	06/30/2012	MC200 CASH TO TOKEN CHANGER		FAIRGROUND		3,129.07
2012001850	06/30/2012	MC200 CASH TO TOKEN CHANGER		FAIRGROUND		3,129.07
2012001860	06/30/2012	MC200 CASH TO TOKEN CHANGER		FAIRGROUND		3,129.07
2012001870	06/30/2012	MC200 CASH TO TOKEN CHANGER		FAIRGROUND		3,129.07
2012001880	06/30/2012	MC200 CASH TO TOKEN CHANGER		FAIRGROUND		3,129.07
2012001890	06/30/2012	MC200 CASH TO TOKEN CHANGER		FAIRGROUND		3,129.07
2012001900	06/30/2012	MC200 CASH TO TOKEN CHANGER		FAIRGROUND		3,129.07

LEA COUNTY FIXED ASSET INVENTORY LIST
Lea County - June 30, 2017Assets: 2,137 of 2,421 Included
Include: Active assets ONLY
Method: Book - Std Conventions Applied

Sort #1: Type

Asset ID	Date Acq	Description	Serial # - VIN	Asset A/C#	Description #2	Cost
Type: MACH. & EQ						
2012001910	06/30/2012	MC200 CASH TO TOKEN CHANGER		FAIRGROUND		3,129.07
2012001920	06/30/2012	MC200 CASH TO TOKEN CHANGER		FAIRGROUND		3,129.07
2012001930	06/30/2012	MC200 CASH TO TOKEN CHANGER		FAIRGROUND		3,129.07
2012001940	06/30/2012	MC200 CASH TO TOKEN CHANGER		FAIRGROUND		3,129.07
2012001950	06/30/2012	MC200 CASH TO TOKEN CHANGER		FAIRGROUND		3,129.07
2012001960	06/30/2012	MC200 CASH TO TOKEN CHANGER		FAIRGROUND		3,129.07
2012001970	06/30/2012	MC200 CASH TO TOKEN CHANGER		FAIRGROUND		3,129.07
2012001980	06/30/2012	MC200 CASH TO TOKEN CHANGER		FAIRGROUND		3,129.07
2012001990	06/30/2012	MC200 CASH TO TOKEN CHANGER		FAIRGROUND		3,129.07
2012002000	06/30/2012	MC200 CASH TO TOKEN CHANGER		FAIRGROUND		3,129.07
2012002010	06/30/2012	MC200 CASH TO TOKEN CHANGER		FAIRGROUND		3,129.07
2012002020	06/30/2012	MC200 CASH TO TOKEN CHANGER		FAIRGROUND		3,129.07
2012002030	06/30/2012	MC200 CASH TO TOKEN CHANGER		FAIRGROUND		3,129.07
2012002040	06/30/2012	MC200 CASH TO TOKEN CHANGER		FAIRGROUND		3,129.07
2012002050	06/30/2012	MC200 CASH TO TOKEN CHANGER		FAIRGROUND		3,129.07
2012002060	06/30/2012	MC200 CASH TO TOKEN CHANGER		FAIRGROUND		3,129.07
2012002070	06/30/2012	MC200 CASH TO TOKEN CHANGER		FAIRGROUND		3,129.07
2012002080	06/30/2012	MC200 CASH TO TOKEN CHANGER		FAIRGROUND		3,129.07
2012002090	06/30/2012	MC200 CASH TO TOKEN CHANGER		FAIRGROUND		3,129.07
2012002100	06/30/2012	MC200 CASH TO TOKEN CHANGER		FAIRGROUND		3,129.07
2012002270	06/30/2012	SHREDDER DSH0391		FINANCE		1,989.00
2012001260	06/30/2012	POWERCONN 5524 PROC 16 BG MEM SERVER & INSTALLATION		INFORMATIO		6,901.32
2012001270	06/30/2012	POWERCONN 5524 PROC 16 BG MEM SERVER & INSTALLATION		INFORMATIO		6,901.32
2012001280	06/30/2012	POWER CONN 5524 PROC 16 GB MEM SERVER & INSTALLATION		INFORMATIO		6,901.32
2012001290	06/30/2012	LOGEAR GCL1808 KIT 17 LCD COMBO KVM SWITCH		INFORMATIO		1,222.75
2012001300	06/30/2012	LOGEAR GCL1808KIT 17 LCD COMBO KVM SWITCH		INFORMATIO		1,222.75
2012002130	06/30/2012	800 MHZ RADIO - M7300		KNOWLES FI		3,381.71
2012002640	06/30/2012	TIGERCAM IP POLECAM 12 HOFFMAN ENCLOSURE TCV-512/C		LEA COUNTY		7,271.11
2012002650	06/30/2012	TIGERCAM IP POLECAM 12 HOFFMAN ENCLOSURE TCV-512/C		LEA COUNTY		7,271.11
2012002670	06/30/2012	UFED RUGGEDIZED FORENSIC SYSTEM RUGG-UFED		LEA COUNTY		7,074.00
2012002120	06/30/2012	800 MHZ RADIO - M7300		MALJAMAR F		3,381.71
2012001210	06/30/2012	8'X20' CUSTOM FIRE ATTACK		MONUMENT F		38,750.00
2012001220	06/30/2012	40' USED STD CONEX 100280		MONUMENT F		5,530.13
2012001230	06/30/2012	40' USED STD CONEX 100280		MONUMENT F		5,530.13
2012001240	06/30/2012	20' USED STD CONEX 100399		MONUMENT F		4,382.37
2012001250	06/30/2012	20' USED STD CONEX 100399		MONUMENT F		4,382.37
2012002110	06/30/2012	800 MHZ RADIO - M7300		MONUMENT F		3,381.71
2012002150	06/30/2012	FIRE HOSE REEL		MONUMENT F		1,096.00
2012001320	06/30/2012	M7300 MOBILE RADIO & ACCESSORIES		ROAD		3,157.51
2012001330	06/30/2012	M7300 MOBILE RADIO & ACCESSORIES		ROAD		3,157.51
2012001350	06/30/2012	M7300 MOBILE RADIO & ACCESSORIES		ROAD		3,157.51
2012002160	06/30/2012	SHOP AIR COMPRESSOR HR100-25		ROAD		7,871.00
2012002170	06/30/2012	HAND HELD RADIO P7350 764-870 MHZ		ROAD		2,206.26
2012002180	06/30/2012	HAND HELD RADIO P7350 764-870 MHZ		ROAD		2,206.26
2012002190	06/30/2012	HAND HELD RADIO P7350 764-870 MHZ		ROAD		2,206.26
2012002200	06/30/2012	HAND HELD RADIO P7350 764-870 MHZ		ROAD		2,206.26
2012000350	06/30/2012	HP PRO 4730 C17 LAPTOP		SHERIFF		1,178.57
2012000360	06/30/2012	HP PRO 4730 C17 LAPTOP		SHERIFF		1,178.57
2012000370	06/30/2012	HP PRO 4730 C17 LAPTOP		SHERIFF		1,178.57
2012000380	06/30/2012	HP PRO 4730 C17 LAPTOP		SHERIFF		1,178.57
2012000390	06/30/2012	HP PRO 4730 C17 LAPTOP		SHERIFF		1,178.57
2012000400	06/30/2012	PROJECTOR & CEILING MOUNT IN5302		SHERIFF		2,337.87
2012000410	06/30/2012	TREADMILL LIF-D 95TI		SHERIFF		6,740.50

LEA COUNTY FIXED ASSET INVENTORY LIST
Lea County - June 30, 2017Assets: 2,137 of 2,421 Included
Include: Active assets ONLY
Method: Book - Std Conventions Applied

Sort #1: Type

Asset ID	Date Acq	Description	Serial # - VIN	Asset A/C#	Description #2	Cost
Type: MACH. & EQ						
2012000420	06/30/2012	TREADMILL LIF-D 95TI		SHERIFF		6,740.50
2012000430	06/30/2012	CROSS TRAINER LIF-D 95X		SHERIFF		4,989.50
2012000440	06/30/2012	STATIONARY BIKE LIF-D 95C		SHERIFF		3,326.05
2012000450	06/30/2012	DUAL ADJUSTABLE PULLEY LIF-R CMDAP		SHERIFF		4,496.40
2012000460	06/30/2012	MULTI-PRESS LIF-D OSMF & SHROUD KIT		SHERIFF		2,518.20
2012000470	06/30/2012	LEG EXTENSION/CURL LIF-D OSLEC & SHROUD KIT		SHERIFF		2,698.20
2012000480	06/30/2012	LAT PULLDOWN LIF-D OSLR & SHROUD KIT		SHERIFF		2,338.20
2012000490	06/30/2012	LEG PRESS LIF-D OSLP & SHROUD KIT		SHERIFF		2,878.20
2012000500	06/30/2012	POWER RACK HAM-F HDPR8		SHERIFF		2,038.50
2012000510	06/30/2012	SERVER & INTERVIEW RECORDING/ CASE MANAGEMENT SOFTWARE...		SHERIFF		7,891.00
2012000520	06/30/2012	NETWORK DIGITAL RECORDER & LICENSE FOR INTERVIEW ROOM...		SHERIFF		4,891.00
2012000530	06/30/2012	NETWORK DIGITAL RECORDER & LICENSE FOR INTERVIEW...		SHERIFF		4,891.00
2012000540	06/30/2012	DDS36 FINGERPRINT DUSTING VENTILATION SYSTEM		SHERIFF		2,980.00
2012000550	06/30/2012	CISCO ROUTER 1921-SEC/K9		SHERIFF		1,050.90
2012000560	06/30/2012	DUAL BAND AMPLIFIER PS-902-4		SHERIFF		1,710.54
2012000570	06/30/2012	36 W FDC 006 FORENSIC EVIDENCE DRYING CABINET WITH FILTERS...		SHERIFF		3,199.00
2012000580	06/30/2012	36 W FDC 006 FORENSIC EVIDENCE DRYING CABINET WITH FILTERS...		SHERIFF		3,199.00
2012000590	06/30/2012	60 FDC 008 EVIDENCE DRYING CABINET W/ FILTERS AND WATER PUMP		SHERIFF		6,138.00
2012000600	06/30/2012	48X27X79 FUMING CHAMBER SAF 48T		SHERIFF		4,492.00
2012000610	06/30/2012	RICOH AFICIO MPC4501A SP COPIER		SHERIFF		7,831.00
2012000620	06/30/2012	BOW SHAPED COCKPIT DESK PEDESTAL DESK 5-7248LPDCB2		SHERIFF		1,316.34
2012000630	06/30/2012	BOW SHAPED COCKPIT DESK PEDESTAL DESK 5-7248LPDCB2		SHERIFF		1,316.34
2012000640	06/30/2012	BOW SHAPED COCKPIT DESK PEDESTAL DESK 5-7248LPDCB2		SHERIFF		1,316.34
2012000650	06/30/2012	BOW SHAPED COCKPIT DESK PEDESTAL DESK 5-7248LPDCB2		SHERIFF		1,316.34
2012000660	06/30/2012	96X48 BOW SHPEDCOCKPIT LEFT PEDESTAL DESK SS-658139		SHERIFF		2,159.28
2012000670	06/30/2012	12048 CT1-12048-2G STRAIGHT GRAIN BOAT SHAPED DESK		SHERIFF		2,549.02
2012000680	06/30/2012	LEATHER CUMBERLAND CHAIR 2201 L47 SS		SHERIFF		2,122.67
2012000690	06/30/2012	LEATHER 2 SEAT SOFA 2202 L47 SS		SHERIFF		3,155.33
2012000700	06/30/2012	BCM DSM32 MBM 32 DIG STATION		SHERIFF		3,160.22
2012000720	06/30/2012	STEEL CASE WLMS156643C SERVICE MODULE		SHERIFF		1,212.03
2012000730	06/30/2012	TABLE TRAIN RECTANGULAR 72X24 TN7224C		SHERIFF		1,427.79
2012000740	06/30/2012	TABLE TRAIN RECTANGULAR 72X24 TN7224C		SHERIFF		1,427.79
2012000750	06/30/2012	TABLE TRAIN RECTANGULAR 72X24 TN7224C		SHERIFF		1,427.79
2012000760	06/30/2012	TABLE TRAIN RECTANGULAR 72X24 TN7224C		SHERIFF		1,427.79
2012000770	06/30/2012	TABLE TRAIN RECTANGULAR 72X24 TN7224C		SHERIFF		1,427.79
2012000780	06/30/2012	TABLE TRAIN RECTANGULAR 72X24 TN7224C		SHERIFF		1,427.79
2012000790	06/30/2012	TABLE TRAIN RECTANGULAR 72X24 TN7224C		SHERIFF		1,427.79
2012000800	06/30/2012	TABLE TRAIN RECTANGULAR 72X24 TN7224C		SHERIFF		1,427.79
2012000810	06/30/2012	TABLE TRAIN RECTANGULAR 72X24 TN7224C		SHERIFF		1,427.79
2012000820	06/30/2012	TABLE TRAIN RECTANGULAR 72X24 TN7224C		SHERIFF		1,427.79
2012000830	06/30/2012	TABLE TRAIN RECTANGULAR 72X24 TN7224C		SHERIFF		1,427.79
2012000850	06/30/2012	TABLE TRAIN RECTANGULAR 72X24 TN7224C		SHERIFF		1,427.79
2012000860	06/30/2012	TABLE TRAIN RECTANGULAR 72X24 TN7224C		SHERIFF		1,427.79
2012000870	06/30/2012	TABLE TRAIN RECTANGULAR 72X24 TN7224C		SHERIFF		1,427.79
2012000880	06/30/2012	TABLE TRAIN RECTANGULAR 72X24 TN7224C		SHERIFF		1,427.79
2012000890	06/30/2012	TABLE TRAIN RECTANGULAR 72X24 TN7224C		SHERIFF		1,427.79
2012000900	06/30/2012	TABLE TRAIN RECTANGULAR 72X24 TN7224C		SHERIFF		1,427.79
2012000910	06/30/2012	TABLE TRAIN RECTANGULAR 72X24 TN7224C		SHERIFF		1,427.79
2012000920	06/30/2012	TABLE TRAIN RECTANGULAR 72X24 TN7224C		SHERIFF		1,427.79
2012000930	06/30/2012	TABLE TRAIN RECTANGULAR 72X24 TN7224C		SHERIFF		1,427.79
2012000940	06/30/2012	TABLE TRAIN RECTANGULAR 72X24 TN7224C		SHERIFF		1,427.79
2012000950	06/30/2012	TABLE TRAIN RECTANGULAR 72X24 TN7224C		SHERIFF		1,427.79
2012000980	06/30/2012	TABLE TRAIN RECTANGULAR 72X24 TN7224C		SHERIFF		1,427.79

LEA COUNTY FIXED ASSET INVENTORY LIST
Lea County - June 30, 2017Assets: 2,137 of 2,421 Included
Include: Active assets ONLY
Method: Book - Std Conventions Applied

Sort #1: Type

Asset ID	Date Acq	Description	Serial # - VIN	Asset A/C#	Description #2	Cost
Type: MACH. & EQ						
2012001020	06/30/2012	CRIME LAB MODELL AA-109P-SS		SHERIFF		3,127.37
2012001030	06/30/2012	RESISTANT SURFACE TRESPA ATHLON		SHERIFF		1,684.84
2012001040	06/30/2012	CRIME LAB A107P-SS-C		SHERIFF		2,248.33
2012001050	06/30/2012	HYDRAULIC SYSTEM 6E-DIA-16-S		SHERIFF		1,218.27
2012001060	06/30/2012	CRIME LAB A109P-SS		SHERIFF		1,684.84
2012001070	06/30/2012	EVIDENCE STORAGE EQUIP/SHELVING		SHERIFF		48,279.93
2012001080	06/30/2012	WIDESPAN SHELVING UNITS EXTRA HD BEAMS QUOTE #44606		SHERIFF		2,787.15
2012001090	06/30/2012	EVIDENCE LOCKERS		SHERIFF		52,029.48
2012001100	06/30/2012	STORAGE 106.3H X 98.43W X 57.28D ROTOMART 7-600/115/250/280		SHERIFF		32,007.59
2012001110	06/30/2012	42 CATENA CAROUSEL TABLE W/ 4 SEATS		SHERIFF		1,742.19
2012001120	06/30/2012	42 CATENA CAROUSEL TABLE W/ 4 SEATS		SHERIFF		1,742.19
2012001130	06/30/2012	2 - 9000 LBS SWING JACKS L441JT		SHERIFF		22,466.08
2012001140	06/30/2012	PRESS ARM. POLYMER M/D HEAD TCX515E		SHERIFF		5,733.51
2012001150	06/30/2012	MICROSOFT SQL SERVER 228-05020(11)		SHERIFF		6,117.30
2012001160	06/30/2012	MICROSOFT SQL SERVER 228-05020 (11)		SHERIFF		6,117.30
2012001170	06/30/2012	SERVER - POWEREDGE R710 PROCESSR AND 2 SERVER OPERATING...		SHERIFF		12,870.03
2012001180	06/30/2012	PV MD3220I RKMNT ISCSI WARR & SUPPORT		SHERIFF		14,835.18
2012001190	06/30/2012	24 GBE PORTS 10 GBE WARRANTY POWER CONNECT 5524		SHERIFF		1,363.05
2012001200	06/30/2012	24 GBE PORTS 10 GBE WARRANTY POWER CONNECT 5524		SHERIFF		1,363.05
2012001340	06/30/2012	M7300 MOBILE RADIO & ACCESSORIES		SHERIFF		3,157.51
2012001360	06/30/2012	SKY FUSION PAK VIEWPOINT SFP-100		SHERIFF		84,815.90
2012001370	06/30/2012	FLIGHT LAPTOP & SOFTWARE SFP-100-A		SHERIFF		4,880.09
2012001380	06/30/2012	AIS HARDWARE MODULE SFP-401		SHERIFF		10,638.59
2012001390	06/30/2012	SKY TOUR SSW-102		SHERIFF		1,947.15
2012001400	06/30/2012	DESSTRA SSW-107 MOTION DET SOFTWARE		SHERIFF		19,515.47
2012002380	06/30/2012	STALKER II STATIONARY RADAR UNIT		SHERIFF		1,008.25
2012002390	06/30/2012	STALKER II STATIONARY RADAR UNIT		SHERIFF		1,008.25
2012002400	06/30/2012	STALKER II STATIONARY RADAR UNIT		SHERIFF		1,008.25
2012002410	06/30/2012	STALKER II STATIONARY RADAR UNIT		SHERIFF		1,008.25
2012002440	06/30/2012	COMMUNICATION SYSTEM DL-820 - SWAT		SHERIFF		13,224.99
2013000380	07/13/2012	CUMMINS MODEL #401 IFX I401		FAIRGROUND		18,811.35
2013000410	07/13/2012	PORTABLE RADIO AND ACCESSORIES XG-100 P		LCDTF JAG		5,519.94
2013000420	07/13/2012	PORTABLE RADIO AND ACCESSORIES XG-100 P		LCDTF JAG		5,519.94
2013000430	07/13/2012	PORTABLE RADIO AND ACCESSORIES XG-100 P		LCDTF JAG		5,519.94
2013000440	07/13/2012	PORTABLE RADIO AND ACCESSORIES XG-100 P		LCDTF JAG		5,519.94
2013000450	07/13/2012	PORTABLE RADIO AND ACCESSORIES XG-100 P		LCDTF JAG		5,519.94
2013000460	07/13/2012	PORTABLE RADIO AND ACCESSORIES XG-100 P		LCDTF JAG		5,519.94
2013000470	07/13/2012	PORTABLE RADIO AND ACCESSORIES XG-100 P		LCDTF JAG		5,519.93
2013000480	07/13/2012	PORTABLE RADIO AND ACCESSORIES XG-100 P		LCDTF JAG		5,519.93
2013000220	07/20/2012	2 TB CAMERA SERVER AND RACK		INFORMATIO		13,612.73
2013000600	07/20/2012	DOG - NARCOTICS DETECTION		SHERIFF		9,045.00
2013000610	08/03/2012	PHONE SYSTEM - BCM 450 6.0		EOC		24,231.42
2013000740	08/03/2012	LAPTOP - LENOVO THINKPAD T520 4242-CTO		EOC		1,157.00
2013000750	08/03/2012	LAPTOP - LENOVO THINKPAD T520 4242-CTO		EOC		1,157.00
2013000760	08/03/2012	LAPTOP - LENOVO THINKPAD T520 4242-CTO		EOC		1,157.00
2013000770	08/03/2012	LAPTOP - LENOVO THINKPAD T520 4242-CTO		EOC		1,157.00
2013000780	08/03/2012	LAPTOP - LENOVO THINKPAD T520 4242-CTO		EOC		1,157.00
2013000790	08/03/2012	LAPTOP - LENOVO THINKPAD T520 4242-CTO		EOC		1,157.00
2013000800	08/03/2012	LAPTOP - LENOVO THINKPAD T520 4242-CTO		EOC		1,157.00
2013000810	08/03/2012	LAPTOP - LENOVO THINKPAD T520 4242-CTO		EOC		1,157.00
2013000820	08/03/2012	LAPTOP - LENOVO THINKPAD T520 4242-CTO		EOC		1,157.00
2013000830	08/03/2012	LAPTOP - LENOVO THINKPAD T520 4242-CTO		EOC		1,157.00
2013000840	08/03/2012	LAPTOP - LENOVO THINKPAD T520 4242-CTO		EOC		1,157.00

LEA COUNTY FIXED ASSET INVENTORY LIST
Lea County - June 30, 2017Assets: 2,137 of 2,421 Included
Include: Active assets ONLY
Method: Book - Std Conventions Applied

Sort #1: Type

Asset ID	Date Acq	Description	Serial # - VIN	Asset A/C#	Description #2	Cost
Type: MACH. & EQ						
2013000850	08/03/2012	LAPTOP - LENOVO THINKPAD T520 4242-CTO		EOC		1,157.00
2013000860	08/03/2012	LAPTOP - LENOVO THINKPAD T520 4242-CTO		EOC		1,157.00
2013000870	08/03/2012	LAPTOP - LENOVO THINKPAD T520 4242-CTO		EOC		1,157.00
2013000880	08/03/2012	LAPTOP - LENOVO THINKPAD T520 4242-CTO		EOC		1,157.00
2013000890	08/03/2012	LAPTOP - LENOVO THINKPAD T520 4242-CTO		EOC		1,157.00
2013000900	08/03/2012	LAPTOP - LENOVO THINKPAD T520 4242-CTO		EOC		1,157.00
2013000910	08/03/2012	LAPTOP - LENOVO THINKPAD T520 4242-CTO		EOC		1,157.00
2013000920	08/03/2012	LAPTOP - LENOVO THINKPAD T520 4242-CTO		EOC		1,157.00
2013000930	08/03/2012	LAPTOP - LENOVO THINKPAD T520 4242-CTO		EOC		1,157.00
2013000940	08/03/2012	LAPTOP - LENOVO THINKPAD T520 4242-CTO		EOC		1,157.00
2013000950	08/03/2012	LAPTOP - LENOVO THINKPAD T520 4242-CTO		EOC		1,157.00
2013000960	08/03/2012	LAPTOP - LENOVO THINKPAD T520 4242-CTO		EOC		1,157.00
2013000970	08/03/2012	LAPTOP - LENOVO THINKPAD T520 4242-CTO		EOC		1,157.00
2013000980	08/03/2012	LAPTOP - LENOVO THINKPAD T520 4242-CTO		EOC		1,157.00
2013000990	08/03/2012	LAPTOP - LENOVO THINKPAD T520 4242-CTO		EOC		1,157.00
2013001000	08/03/2012	LAPTOP - LENOVO THINKPAD T520 4242-CTO		EOC		1,157.00
2013001010	08/03/2012	LAPTOP - LENOVO THINKPAD T520 4242-CTO		EOC		1,157.00
2013001020	08/03/2012	LAPTOP - LENOVO THINKPAD T520 4242-CTO		EOC		1,157.00
2013001030	08/03/2012	LAPTOP - LENOVO THINKPAD T520 4242-CTO		EOC		1,157.00
2013001040	08/03/2012	LAPTOP - LENOVO THINKPAD T520 4242-CTO		EOC		1,157.00
2013001050	08/03/2012	LAPTOP - LENOVO THINKPAD T520 4242-CTO		EOC		1,157.00
2013001060	08/03/2012	LAPTOP - LENOVO THINKPAD T520 4242-CTO		EOC		1,157.00
2013001070	08/03/2012	LAPTOP - LENOVO THINKPAD T520 4242-CTO		EOC		1,157.00
2013001080	08/03/2012	LAPTOP - LENOVO THINKPAD T520 4242-CTO		EOC		1,157.00
2013001090	08/03/2012	LAPTOP - LENOVO THINKPAD T520 4242-CTO		EOC		1,157.00
2013001100	08/03/2012	LAPTOP - LENOVO THINKPAD T520 4242-CTO		EOC		1,157.00
2013001110	08/03/2012	LAPTOP - LENOVO THINKPAD T520 4242-CTO		EOC		1,157.00
2013001120	08/03/2012	LAPTOP - LENOVO THINKPAD T520 4242-CTO		EOC		1,157.00
2013001130	08/03/2012	LAPTOP - LENOVO THINKPAD T520 4242-CTO		EOC		1,157.00
2013001140	08/03/2012	LAPTOP - LENOVO THINKPAD T520 4242-CTO		EOC		1,157.00
2013000340	08/16/2012	2012 BUMPER PULL DUMP TRAILER AND EQUIPMENT 7X12 12K	1B9F2DBD9CC624658	AIRPORT	G87220	5,624.00
2013000020	08/17/2012	2012 POLARIS R12V 4 SEAT ATV	4XAWH50A4CF666506	SHERIFF	OHU4649	9,642.00
2013000390	08/17/2012	COIN SORTER JETSORT 6 COIN		FAIRGROUND		8,083.15
2013000400	08/17/2012	COIN SORTER JETSORT 6 COIN		FAIRGROUND		8,083.16
2013000490	08/17/2012	DELL SERVER PE R510 WITH IP TO EIGHT HOT SWAP HARD DRIVES		LCDTF JAG		5,064.59
2013000090	08/24/2012	Z910A COMMERCIAL ZTRAK W 54 IN	TX910AV031126	AIRPORT		6,973.11
2013000330	08/31/2012	ELECTRIC HEAT PUMP COMFORTMAKER MADE BY CARRIER		COMMUNITY		12,350.73
2013000620	09/21/2012	RICOH AFICIO MPC3502SP		EOC		9,451.00
2013000290	09/21/2012	AFICIO MPC4502SP PLUS ACCESSORIES/ATTACHMENTS MPC4502-R		ROAD		11,763.71
2013000360	09/28/2012	ICE MACHINE PLUS INSTALLATION		DETENTION		5,425.55
2013000630	10/12/2012	IBM SYSTEM X3630 SERVER		EOC		9,349.19
2013000500	10/12/2012	HP LAPTOP ELITEBOOK 8460P UMA		LCDTF JAG		948.00
2013000510	10/12/2012	HP LAPTOP ELITEBOOK 8460P UMA		LCDTF JAG		948.00
2013000520	10/12/2012	HP LAPTOP ELITEBOOK 8460P UMA		LCDTF JAG		948.00
2013000530	10/12/2012	HP LAPTOP ELITEBOOK 8460P UMA		LCDTF JAG		948.00
2013000540	10/12/2012	HP LAPTOP ELITEBOOK 8460P UMA		LCDTF JAG		948.00
2013000550	10/12/2012	HP LAPTOP ELITEBOOK 8460P UMA		LCDTF JAG		948.00
2013000560	10/12/2012	HP LAPTOP ELITEBOOK 8460P UMA		LCDTF JAG		948.00
2013000110	11/09/2012	JOHN DEERE UTILITY TRAILER PLUS ACCESSORIES 5065M UTILITY...	LV5065M410034	CONVENIENC		27,923.55
2013000300	12/07/2012	CAMERA SERVER 12 TERABYTE RAID 5 ARRAY 8 GB RAM 2.6 GHZ		ROAD		11,402.34
2013000310	12/14/2012	HOT WATER WASHER 5231B		ROAD		6,795.00
2013000580	01/11/2013	HP DESIGNJET T1200 HD LARGE FORMAT PRINTR		ASSESSOR		18,738.57
2013000370	01/11/2013	TILTING SKILLET BGLT-30		DETENTION		10,407.98

Exhibit A

LEA COUNTY FIXED ASSET INVENTORY LIST
Lea County - June 30, 2017Assets: 2,137 of 2,421 Included
Include: Active assets ONLY
Method: Book - Std Conventions Applied

Sort #1: Type

Asset ID	Date Acq	Description	Serial # - VIN	Asset A/C#	Description #2	Cost
Type: MACH. & EQ						
2013000590	02/15/2013	RICOH COPIER MP C4502SP AND ACCESSORIES		ASSESSOR		10,998.00
2013000640	03/08/2013	SERVER AND NEW WORLD MSP SOFTWRE POWEREDGE 2950		EOC		8,900.00
2013000650	03/08/2013	SERVER AND NEW WORLD MSP SOFTWRE POWEREDGE 2950		EOC		8,900.00
2013000230	03/15/2013	CAMERA SERVER - 12 TB RAIDS 8 GB OF RAM 2.6 GHZ 6-CORE		INFORMATIO		17,387.48
2013000260	03/15/2013	SILVER CROWN SERIES TRAILER CM-7X20-67		SHERIFF		7,695.00
2013000660	04/12/2013	RADIO - M7300 MOBILE 700/800 MHZ		EOC		5,196.92
2013000670	04/12/2013	RADIO - M7300 MOBILE 700/800 MHZ		EOC		5,196.92
2013000680	04/12/2013	RADIO - M7300 MOBILE 700/800 MHZ		EOC		5,196.91
2013000270	05/03/2013	WATCHGUARD SHERIFF VEHICLE RECRD 4RE-HD DVR		SHERIFF		5,020.00
2013000280	05/03/2013	RADIO MOBILE XG-100F 136-870 MHZ		SHERIFF		6,445.25
2013000010	05/17/2013	2012 YAMAHA KAWASAKI MULE 600	FJ400DE093425	MAINTENANC		6,194.00
2013000690	05/24/2013	CISCO CATALYST ETHERNET SWITCH 3750X-48T-E		EOC		14,422.38
2013001150	05/28/2013	SHREDDER - HSM CLASSIC 411.2		CLERK'S RE		5,900.00
2013000350	05/31/2013	CX 15 FLEX WING ROTARY CUTTER LAWN MWR		AIRPORT		15,704.91
2013000250	06/07/2013	JOHN DEERE Z915B COMMERCIAL ZTRAK LAWN MOWER AND...	TC915BV011	MAINTENANC		8,824.36
2013000700	06/07/2013	CISCO 48 PORT GBE DATA CAT3750-X		EOC		12,494.76
2013000710	06/07/2013	CISCO 48 PORT GBE DATA CAT3750-X		EOC		12,494.76
2013000240	06/07/2013	SERVER - COURTHOUSE CAMERAS RACK MOUNT DELL 720XD		INFORMATIO		23,958.92
2013000320	06/07/2013	TRAILER WTMMB-A MOUNTED MATRIX TRAFFIC BOARD		ROAD		16,400.00
2013000720	06/21/2013	INFOCUS MONDOPAD INF7020		EOC		11,305.80
2013000570	06/21/2013	SHARP COLOR COPIER MX3640N		LCDTF JAG		7,174.00
2013000730	06/22/2013	22 KW GENERATOR		EOC		8,731.00
2014000010	07/01/2013	DOG - DUAL PURP. PATROL/EXPLSVS PURCHASED IN 12-13 FY...		SHERIFF		12,500.00
2014000280	07/19/2013	BLEACHERS W/AISLE DLWE 10-33 IBC06-1120-OUT 10 ROW X 33'L		FAIRGROUND		17,473.33
2014000290	07/19/2013	BLEACHERS W/AISLE DLWE 10-33 IBC06-1120-OUT 10 ROW X 33'L		FAIRGROUND		17,473.33
2014000300	07/19/2013	BLEACHERS W/AISLE DLWE 10-33 IBC06-1120-OUT 10 ROW X 33'L		FAIRGROUND		17,473.34
2014000250	08/27/2013	2005 JLG 1930ES SCISSORLIFT REFURBISHED		DETENTION		8,450.00
2014000530	08/30/2013	SEALER - SUPERSHOT SS125 DIESEL MELTER		AIRPORT		40,015.70
2014000260	09/16/2013	MAYTAG MICRO WASHER MFR60PNCTS		DETENTION		8,132.00
2014000360	12/13/2013	LOADER W/72 BUCKET WARRANTY: 272D		ROAD		44,715.00
2014000310	12/20/2013	WANCO WTMMB TRAILER MOUNTED MESSAGE BOARD		ROAD		16,815.00
2014000490	01/17/2014	PORTABLE ACU-1000 AND ACCESSORIES		OTHER GRAN		31,575.16
2014000330	03/28/2014	STEEL PUP TRAILER PUP2AT	5C2DB12B8FM009077	ROAD	G91202	36,149.42
2014000340	03/28/2014	STEEL PUP TRAILER PUP2AT	5C2DB12B8FM009078	ROAD	G91201	36,149.42
2014000270	03/28/2014	DIVIDER CURTAIN SYSTEM		EVENT CENT		95,633.06
2014000350	04/18/2014	CONVEYOR FOR DUMP TRUCK		ROAD		19,990.91
2014000540	05/02/2014	DRUG DETECTION DOG		LEA COUNTY		7,500.00
2014000480	05/02/2014	INFRARED CAMERA MI-320-3		MONUMENT F		5,292.00
2014000320	05/23/2014	JD HX10 ROTARY CUTTER		ROAD		8,365.27
2014000520	05/30/2014	2013 MAXEY HEAVY DUTY CARHAULER	5R8CH2426DM025649	DWI - STAT	G91567	5,550.00
2014000240	06/13/2014	KV-S7075C PANACSONIC 7075C		CLERK RECO		9,345.00
2014000500	06/27/2014	2014 EZGO FREEDOM TXT	3094337	LDWI GRANT		7,592.06
2014000510	06/27/2014	2014 EZGO FREEDOM TXT	3094338	LDWI GRANT		7,592.06
2014000370	06/27/2014	AIR-PAK X3		MALJAMAR F		5,336.25
2014000380	06/27/2014	AIR-PAK X3		MALJAMAR F		5,336.25
2014000390	06/27/2014	AIR-PAK X3		MALJAMAR F		5,336.25
2014000400	06/27/2014	AIR-PAK X3		MALJAMAR F		5,336.25
2014000410	06/27/2014	AIR-PAK X3		MALJAMAR F		5,336.25
2014000420	06/27/2014	AIR-PAK X3		MALJAMAR F		5,336.25
2014000430	06/27/2014	AIR-PAK X3		MALJAMAR F		5,336.25
2014000440	06/27/2014	AIR-PAK X3		MALJAMAR F		5,336.25
2014000450	06/27/2014	AIR-PAK X3		MALJAMAR F		5,336.25
2014000460	06/27/2014	AIR-PAK X3		MALJAMAR F		5,336.25

Exhibit A

LEA COUNTY FIXED ASSET INVENTORY LIST
Lea County - June 30, 2017

Assets: 2,137 of 2,421 Included
 Include: Active assets ONLY
 Method: Book - Std Conventions Applied

Sort #1: Type

Asset ID	Date Acq	Description	Serial # - VIN	Asset A/C#	Description #2	Cost
Type: MACH. & EQ						
2014000470	06/27/2014	AIR-PAK X3		MALJAMAR F		5,336.25
2015000160	06/30/2014	Capers CAD software for Sheriff's Department		SHERIFF		56,000.00
2015000140	08/01/2014	2014 Polaris Ranger 400	4XARH45A4EE806692	AIRPORT	OHQ4254	16,200.00
2015000510	08/01/2014	2014 JLG 1014 TRIPLE L TRAILER	5DYAAB2L4EC006386	AIRPORT	G92204	17,263.40
2015000230	08/07/2014	SCOTT X3 AIR-PAK		MONUMENT F		5,336.25
2015000240	08/07/2014	SCOTT X3 AIR-PAK		MONUMENT F		5,336.25
2015000250	08/07/2014	SCOTT X3 AIR-PAK		MONUMENT F		5,336.25
2015000260	08/07/2014	SCOTT X3 AIR-PAK		MONUMENT F		5,336.25
2015000270	08/07/2014	SCOTT X3 AIR-PAK		MONUMENT F		5,336.25
2015000280	08/07/2014	SCOTT X3 AIR-PAK		MONUMENT F		5,336.25
2015000290	08/07/2014	SCOTT X3 AIR-PAK		MONUMENT F		5,336.25
2015000300	08/07/2014	SCOTT X3 AIR-PAK		MONUMENT F		5,336.25
2015000310	08/07/2014	SCOTT X3 AIR-PAK		MONUMENT F		5,336.25
2015000320	08/07/2014	SCOTT X3 AIR-PAK		MONUMENT F		5,336.25
2015000330	08/07/2014	SCOTT X3 AIR-PAK		MONUMENT F		5,336.25
2015000340	08/07/2014	SCOTT X3 AIR-PAK		MONUMENT F		5,336.25
2015000200	08/08/2014	D110 COPIER/PRINTER		CLERK RECO		34,150.00
2015000210	08/15/2014	XC5600 XRX CLR 560 PRINTER		CLERK RECO		27,202.00
2015000360	08/22/2014	MP C4503 COLOR COPIER WITH SCAN		TREASURER		9,199.00
2015000170	08/29/2014	2014 TEXAS PRIDE DUMP TRAILER	1B9G2DBD9EB624107	ROAD	G92376	6,500.00
2015000440	09/05/2014	TASKALFA COLOR COPIER		EVENT CENT		8,066.00
2015000190	11/14/2014	GMN207 20 FT FLEX-WING ROTARY CUTTER AND ACCESSORIES	P0CX15G046179	ROAD		15,192.96
2015000370	01/26/2015	4RE HD DVR MOBILE VIDEO SYSTEM		SHERIFF		5,215.00
2015000380	01/26/2015	4RE HD DVR MOBILE VIDEO SYSTEM		SHERIFF		5,215.00
2015000390	01/26/2015	4RE HD DVR MOBILE VIDEO SYSTEM		SHERIFF		5,215.00
2015000400	01/26/2015	4RE HD DVR MOBILE VIDEO SYSTEM		SHERIFF		5,215.00
2015000410	01/26/2015	4RE HD DVR MOBILE VIDEO SYSTEM		SHERIFF		5,215.00
2015000420	01/26/2015	4RE HD DVR MOBILE VIDEO SYSTEM		SHERIFF		5,215.00
2015000430	01/26/2015	4RE HD DVR MOBILE VIDEO SYSTEM		SHERIFF		5,215.00
2015000350	02/27/2015	X-RAY MACHINE		COMMISSION		52,700.00
2015000450	03/20/2015	MP C4503 COPIER WITH SCAN & PRNT		FINANCE		9,998.50
2015000460	03/20/2015	MP C4503 COPIER WITH SCAN & PRNT		HUMAN RESO		9,998.50
2015000710	03/31/2015	Two Sided LED Matrix Event Display - Event Center		COMMISSION		319,154.58
2015000470	04/24/2015	ATT 6.5-NEX 6.5 hp HONDA Simo Pump		MONUMENT F		30,217.00
2015000030	05/01/2015	2015 Laser Beaver Flatbed 55GSL/3 WITH ACCESSORIES	112SD5530FL080195	ROAD	G94234	69,590.00
2015000220	05/01/2015	CAMERA EVOLUTION 600 W/RANGE		MALJAMAR F		11,872.00
201500770	06/04/2015	Dell Poweredge R320 Server		SHERIFF		7,058.36
201500760	06/05/2015	DELL Poweredge R320 Server		SHERIFF		5,166.23
201500780	06/23/2015	Generac Industrial 50kw/63kva Backup Generator		COMMISSION		52,958.40
201500790	06/30/2015	In-Car Video Camera System with Server (15 cameras)		SHERIFF		97,380.00
201500850	08/28/2015	Assessor Live Website		ASSESSOR'S		6,765.49
201500860	09/11/2015	Plat Cabinet - Model 400		CLERK'S RE		5,493.18
HONEYWELL	09/25/2015	Detention Kitchen Hot Water Heater		DETENTION		18,433.35
201500880	10/09/2015	ACOM EZEMAIL I SERIES EMAIL MODL		FINANCE		6,709.83
201500890	10/16/2015	Dell PE T320 Server		ENVIRONMEN		7,188.51
HONEYWELL	10/16/2015	Detention Center Boiler		DETENTION		39,463.00
201500900	10/23/2015	Cat Model CW34 Pneumatic Compactor	CT300223	ROAD		169,233.67
201500910	10/23/2015	SRN-4000-48TB 64 CH NVR W/48TBS		DETENTION		19,770.26
201500920	10/23/2015	Cloud Video Monitoring & Recording System		DETENTION		51,530.64
201500960	11/06/2015	Earth Moving & Excavating	124	ENVIRONMEN		11,300.00
201500990	12/18/2015	Swanson X2-8ft Poly Spreader		ROAD		14,782.00
201600240	03/11/2016	JD225FP CX 15 Flex-Wing Rotary Cutter	P0CX15EAFP037505	ROAD		19,445.07
201600250	03/11/2016	JD225FP CX 15 Flex-Wing Rotary Cutter	1POCX15GHFZ046309	ROAD		15,021.13

Exhibit A

LEA COUNTY FIXED ASSET INVENTORY LIST
Lea County - June 30, 2017

Assets: 2,137 of 2,421 Included
 Include: Active assets ONLY
 Method: Book - Std Conventions Applied

Sort #1: Type

Asset ID	Date Acq	Description	Serial # - VIN	Asset A/C#	Description #2	Cost
Type: MACH. & EQ						
201600270	03/11/2016	JOHN DEERE 6130 CAB TRACTORS	1L06130MKFH845225	ROAD		89,712.17
201600280	03/11/2016	JOHN DEERE 6130 CAB TRACTORS	1L06130MKFH844768	ROAD		89,712.16
201600260	03/11/2016	WHEELED TRACTOR	1LV5065MKCA410034	ENVIRONMEN		17,500.00
201600290	03/14/2016	Audio Visual System - Commission Chambers		COMMISSION		42,533.07
201600310	03/18/2016	Outdoor Cameras (Monument Fire Station)		FIRE EXCIS		15,485.34
201600350	03/28/2016	Mobile XG-100M P25 Radios	A40201017834	GRANTS & P		5,428.75
201600360	03/28/2016	Mobile XG-100M P25 Radios	A40201017862	GRANTS & P		5,428.75
201600370	03/28/2016	Mobile XG-100M P25 Radios	A40201017864	GRANTS & P		5,428.75
201600380	03/28/2016	Mobile XG-100M P25 Radio	A40201017866	GRANTS & P		5,428.75
201600390	03/28/2016	Mobile XG-100M P25 Radio	A40201017872	GRANTS & P		5,428.75
201600400	03/28/2016	Mobile XG-100M P25 Radios	A40201017875	GRANTS & P		5,428.75
201600410	03/28/2016	Mobile GG-100M P25 Radio	A40201017891	GRANTS & P		5,428.75
201600420	03/28/2016	Mobile XG-100M P25 Radio	A40201017904	GRANTS & P		5,428.75
201600430	04/01/2016	Lovington Zip Franklin Sign		AIRPORT		20,519.75
201600480	05/09/2016	2016 PJ 20" Power Tilt BP	4P5TF2029G1255183	ROAD	G97626	10,460.00
201600510	05/18/2016	3 TRAILER ELITE/HD DVR/GEN 2/200GB		SHERIFF		18,469.02
201600520	05/18/2016	7 - 4RE/HD DVR/GEN 2/200 GB HDD,		SHERIFF		38,657.00
201600550	06/02/2016	2016 CONSTRUCTION TRAILER END DUMB HRD-32	5TU343229GX000684	ROAD	G97418	35,556.00
201600560	06/02/2016	2016 CONSTRUCTION TRAILER END DUMP HRD-32	5TU343222GSS000686	ROAD	G97421	35,556.00
201600570	06/02/2016	Avon/E2V Thermal Imager		MONUMENT F		5,535.00
201600600	06/07/2016	Watchguard 4RE In-Car Camera System		LDWI GRANT		5,645.00
201600610	06/09/2016	D8L New Transmission	053Y01873	ROAD		137,000.00
201600620	06/09/2016	D8N New Transmission	09TC08986	ROAD		51,121.14
201600640	06/17/2016	HOB Terminal Security System		AIRPORT		25,432.76
201600700	06/20/2016	JD05142016 Mower		ROAD		7,800.78
201600710	06/20/2016	Road Dept Sign		ROAD		13,750.00
2017000520	09/02/2016	FILL STATION- BAUER CLASS 2		MALJAMAR F		13,980.00
2017000300	09/07/2016	SHARP COPIER	65068464	DETENTION		11,743.00
2017000310	09/07/2016	SHARP COPIER	65068986	DETENTION		5,467.00
2017000820	09/16/2016	JAL PILOT OFFICE		AIRPORT		46,893.26
2017000120	09/26/2016	Biomist SS20 Power Sanitizing System		GRANTS & P		17,119.69
2017000100	09/26/2016	Biomist SS20 Santizing System		GRANTS & P		17,119.70
2017000110	09/26/2016	Biomist Santizing System		GRANTS & P		17,119.70
2017000580	10/13/2016	CAT 950M WHEEL LOADER	EMB02510	ROAD		255,000.00
2017000610	10/13/2016	JOYSTICK SIDEWINDER 12V W/PLUMB	ASYMONKIT12VJ	ROAD		6,597.00
2017000910	11/03/2016	PORTABLE CAMERA SURVEILLANCE SYSTEM		COMMISSION		6,876.89
2017000950	11/22/2016	AMER STAN 3 TON ROOF PACKAGE (ANNEX)		COMMISSION		5,925.85
2017000530	12/02/2016	2012 JCB 510-56 TELHANDLER	1403127	ROAD		59,430.00
2017000670	12/16/2016	DELL POWEREDGE T330 BUSINESS SOFTWARE		CLERK RECO		2,275.00
2017000680	12/16/2016	DELL POWERDEEDGE 3330 HARDWARE	GCJ6ND2	CLERK RECO		4,401.27
2017000260	01/03/2017	Microfilm Scan Pro 1100 With Powerscan software	85644-726002089, ucc23517	CLERK'S RE		7,118.13
2017000320	01/11/2017	WASHER		DETENTION		401.66
2017000320	01/11/2017	WASHER		DETENTION		18,000.00
2017000590	02/10/2017	GALION ROAD GRADER	35-016-0214-48-001	ROAD		8,400.00
2017000280	02/28/2017	Backflow Preventor		DETENTION		6,279.98
2017000660	02/28/2017	2008 GENIE MODEL S65-D BOOM LIFT	S6008-19536	COMMISSION		31,813.00
2017000340	03/03/2017	HD DVR CAMERA	DVR2-035461	DETENTION		12,447.75
2017000350	03/03/2017	HD DVR CAMERA	DVR2-035331	DETENTION		12,447.75
2017000360	03/03/2017	HD DVR CAMERA	DVR2-035426	DETENTION		12,447.75
2017000370	03/03/2017	HD DVR CAMERA	DVR2-035513	DETENTION		12,447.75
2017000240	04/04/2017	Use of Force Software Training system		SHERIFF		40,500.00
2017000250	04/10/2017	Triadic Clerk Live Web		CLERK'S RE		6,658.60
2017000440	04/11/2017	JD H240 LOADER	POH240X031079	FAIRGROUND		8,776.84

LEA COUNTY FIXED ASSET INVENTORY LIST
Lea County - June 30, 2017Assets: 2,137 of 2,421 Included
Include: Active assets ONLY
Method: Book - Std Conventions Applied

Sort #1: Type

Asset ID	Date Acq	Description	Serial # - VIN	Asset A/C#	Description #2	Cost
Type: MACH. & EQ						
2017000550	04/11/2017	2016 CRT BROCE BROOM	410014	ROAD		56,884.50
2017000600	04/11/2017	HP 1800 HAMMER 710D BACKHOE	1067	ROAD		22,377.50
2017000500	05/24/2017	KUBOTA Z723KN TRACTOR		COMMISSION		10,399.00
2017000640	05/31/2017	STAIRMASTER 8 SERIES GAUNTLET	SM5250617110235	AIRPORT		5,590.16
2017000650	05/31/2017	HOIST MI SMITH DUAL ACTION WITH MI7 ATTACHMENT		AIRPORT		5,572.11
2017000420	06/02/2017	PORTABLE PA SYSTEM		MAINTENANC		6,148.91
2017000480	06/02/2017	VERTECON BREATHING AIR COMPRESSOR	IBNF5, BLK#16P65	KNOWLES FI		19,366.00
2017000510	06/02/2017	VERTECON BREATHING AIR COMPRESSOR	IBNF4, BLK#16P65	MALJAMAR F		19,366.00
2017000400	06/07/2017	AC UNIT CASSETTE WITH CEILING HEAT PUMPS		MAINTENANC		10,443.65
2017000410	06/07/2017	AC UNIT CASSETTE WITH CEILING HEAT PUMPS		MAINTENANC		10,443.64
2017000870	06/21/2017	20' Foot Security Gate		AIRPORT		18,448.53
Grand totals: MACH. & EQ (876 assets)						18,687,118.27
Type: OTH. IMP.						
1991002570	03/28/1991	ARMSTRONG HANDICAP ACCESS RAMP		COMMISSION		45,700.18
1991002510	06/13/1991	PLASI UNIT		AIRPORT		11,138.69
1992001090	02/06/1992	AIRPORT ENTRANCE SIGN		AIRPORT		8,240.00
1996005980	02/27/1996	AIRPORT - STORAGE ROOM		AIRPORT		4,006.80
2000001300	09/01/1999	AIRPORT MARKINGS RUNWAY 17-35 RUNWAY 12-30 RUNWAY 21-3...		AIRPORT		39,999.84
2000001320	09/15/1999	INSTALL 1000GL SEOTUC STSTEN @ LOVINGTON AIRPORT		AIRPORT		2,597.00
2000001340	09/29/1999	ENGINEERING SERVICES RENDERED		AIRPORT		5,830.00
2000000990	01/05/2000	HOBBS AIRPORT SECURITY FENCING		AIRPORT		27,031.96
2000000730	01/05/2000	2000 ARCHITECTS SERVICE COURTHOUSE RENOVATION PROPOSAL...		MAINTENANC		19,452.36
2000001030	01/31/2000	ENGINEERING SERVICES RENDERED		AIRPORT		1,873.23
2000001220	06/30/2000	ENGINEERING SERVICES		ROAD		1,350.00
2001001140	08/02/2000	RODEO RV CENTER		FAIRGROUND		11,841.71
2001001170	04/26/2001	TAXIWAY/SECURITY FENCE PROJECT		AIRPORT		356,106.75
2002000080	01/07/2002	WAR MEMORIAL		COMMISSION		15,520.00
2002000530	06/30/2002	SHOWER RENOVATION		EVENT CENT		83,793.00
2002000570	06/30/2002	REMODEL FAIR OFFICE		FAIRGROUND		2,842.00
2003000350	02/20/2003	R V PARKING		EVENT CENT		1,716.00
2003000110	03/12/2003	RUNWAY LIGHTS		AIRPORT		96,041.00
2004000330	07/29/2003	PERIMETER FENCE HOBBS AIRPORT		AIRPORT		18,375.00
2004000340	07/29/2003	PERIMETER FENCE JAL AIRPORT		AIRPORT		8,800.00
2004000210	07/29/2003	CONCRETE STEPS		COMMUNITY		8,895.00
2004000350	09/18/2003	WATER SYSTEM UPGRADE LOVINGTON AIRPORT		AIRPORT		1,089.00
2004000030	10/15/2003	FENCING		AIRPORT		46,394.00
2004000380	10/16/2003	PARKING LOT		COMMUNITY		66,800.00
2004000220	11/24/2003	SEWER LINE		COMMUNITY		2,176.00
2004000070	01/29/2004	FENCING/GATES		AIRPORT		66,981.00
2004000400	04/28/2004	LAW LIBRARY RENOVATION		COMMISSION		124,215.00
2004000080	06/18/2004	ACTION PLAN		AIRPORT		31,519.00
2004000100	06/18/2004	PARKING LOT - HOT MIX		FAIRGROUND		98,119.00
2004000110	06/18/2004	COURTYARD		FAIRGROUND		104,617.00
2004000120	06/18/2004	ZIA BUILDING ROOF		FAIRGROUND		98,832.00
2004000250	06/30/2004	WAR MEMORIAL		COMMISSION		4,200.00
2004000240	06/30/2004	ROOF		COMMUNITY		3,420.00
2005000600	11/30/2004	AUTO CAD FOR MAPPER		ASSESSOR		3,662.49
2005000030	04/27/2005	ES&S VOTER SYSTEM UPGRADE TWO DELL COMPUTERS		CLERK RECO		2,000.00
2005000060	05/16/2005	OPTICAL DISK SYSTEM UPGRADE ONE LEGATO APPLICATION		CLERK RECO		3,000.00
2005000400	06/15/2005	RV ELECTRICAL WORK		EVENT CENT		44,037.86
2005000440	06/29/2005	CRUSHER - ELECTRICAL WORK		ROAD		20,994.72
2006000290	08/03/2005	CABLING		DETENTION		20,089.16

LEA COUNTY FIXED ASSET INVENTORY LIST
Lea County - June 30, 2017Assets: 2,137 of 2,421 Included
Include: Active assets ONLY
Method: Book - Std Conventions Applied

Sort #1: Type

Asset ID	Date Acq	Description	Serial # - VIN	Asset A/C#	Description #2	Cost
Type: OTH. IMP.						
2006000430	08/30/2005	CARNIVAL ELECTRIC		FAIRGROUND		8,472.95
2006000510	08/30/2005	COMMUNITY CENTER ROOF & A/C		GRANTS & P		10,127.88
2006000400	10/05/2005	FAIRGROUND PARKING LOT		FAIRGROUND		53,925.84
2006000390	10/19/2005	RV SEWER		EVENT CENT		12,807.83
2006000050	04/25/2006	REMODEL JUDGE'S OFFICE		MAINTENANC		16,388.00
2006000020	05/02/2006	SERVER UPGRADE		INFORMATIO		24,716.76
2006000580	05/16/2006	OVERHEAD DOOR		EMERGENCY		14,040.84
2006000040	05/16/2006	COURTHOUSE CELING		MAINTENANC		48,091.21
2006000520	06/29/2006	ROAD DEPT ROOF REPLACEMENT		GRANTS & P		100,938.30
2006000060	06/29/2006	REMODEL ADMINISTRATIVE SERVICES		MAINTENANC		11,023.00
2007000910	03/14/2007	PARCEL MAP CONVERSION		ASSESSOR'S		132,276.54
2007000050	04/24/2007	LOVINGTON HEALTH OFFICE CARPET		MAINTENANC		10,608.30
2007000030	06/29/2007	HOBBS HEALTH OFFICE CARPET		MAINTENANC		41,757.63
2007000040	06/29/2007	HOBBS SHERIFF COMPLEX CARPET		MAINTENANC		8,000.00
2009000350	10/27/2008	BAY DOOR SHOP BAY		ROAD		59,472.55
2009000890	05/20/2009	BAY DOOR		ROAD		59,472.55
2009000920	06/12/2009	FLOORING REPAIRS		DETENTION		115,129.88
2010000500	03/05/2010	DENTAL CLINIC RENOVATIONS TO AREA IN DETENTION FACILITY		DETENTION		31,613.00
2011000250	08/05/2010	ELECTRONIC MARQUEE 20MM PIXEL SIGN LOCATED ON FRONTAGE		EVENT CENT		120,953.08
2011000670	08/27/2010	WATER STORAGE TANK IMPROVEMENTS		AIRPORT		56,991.10
2011000240	09/24/2010	LANDSCAPE IMPROVEMENTS		DETENTION		67,074.41
2011000380	02/22/2011	EQUIPMENT COVER CARPORT/EQUIPMENT PORT		ROAD		41,472.02
2011000390	03/04/2011	UNIT H-1 TANK OIL STORAGE THERMO GUARD 15000 GALLON W/PAD		ROAD		116,742.83
2011000400	03/04/2011	H-2 TANK OIL STORAGE THERMO GUARD 15000 GALLON W/PAD		ROAD		116,742.82
2012003620	06/30/2012	GATE MOTORS AND CONTROLLERS FOR AIRPORT PERIMETER FENCE		AIRPORT		16,985.42
2012003640	06/30/2012	SIGN RENNOVATION AS REQUIRED BY FAA LEA COUNTY AIRPORT		AIRPORT		25,266.96
2012003650	06/30/2012	EXTERIOR FENCE AND CONCRETE MOD LEA REGIONAL AIRPORT		AIRPORT		9,545.61
2013001160	02/21/2013	AUTOMATED GATE		ROAD		27,519.69
2015000160	06/30/2013	CAPERS CONSOLIDATED DISPATCH/ RECORDS SYSTEM		SHERIFF		153,140.00
201500800	06/30/2015	Lighted Sign - Lea County Annex - Dalton Tabor Bldg		COMMISSION		11,333.87
201500930	10/23/2015	Lovington Crusher Fines		AIRPORT		63,642.95
201500940	10/30/2015	HOB RW 3-21 Mobilization		AIRPORT		264,474.52
201500950	10/30/2015	JAL Mobilization		AIRPORT		6,885.99
201500980	11/13/2015	HOB RW 12-30 Marking		AIRPORT		52,335.20
2015000640	01/15/2016	JAL RW 1/19 REHAB Project		AIRPORT		74,823.25
201600020	01/15/2016	JAL Airport Pavement Maintenance		AIRPORT		47,467.10
201600050	02/12/2016	Courthouse Basement Flooring		COMMISSION		22,946.57
201600320	03/25/2016	HOB Emergency Water Line		AIRPORT		7,733.15
201600330	03/25/2016	Lovington Zip Franklin Mobilization		AIRPORT		66,291.62
201600450	04/08/2016	Jal Airport Parking Lot		AIRPORT		10,550.00
2013001250	05/18/2016	FIREFIGHTING TRAINING FACILITY		COMMISSION		54,369.63
201600530	05/18/2016	Widen Road - LC Convenience Center		ENVIRONMEN		8,318.68
201600650	06/17/2016	Lovington Airport Pavement Maintenance		COMMISSION		13,991.72
201600660	06/17/2016	Jal Ramp Expansion		AIRPORT		100,683.19
201600670	06/17/2016	Lovington Zip Franklin Apron Rehabilitation		AIRPORT		644,142.60
201600730	06/30/2016	Jal Airport Sign		AIRPORT		11,235.75
2015000720	07/01/2016	HOB Wildlife Fencing		AIRPORT		30,648.52
2017000810	08/04/2016	LEA131-13 HIGH GAME FENCE HOBBS		AIRPORT		835,326.76
2017001000	05/16/2017	FAIRGROUNDS PAVILION IMPROVEMENTS		COMMISSION		44,275.91
2017000840	05/26/2017	2' Hot Mix Aero Station LRA		AIRPORT		9,867.46
2016000740	06/29/2017	Rodeo Arena Updgrades		COMMISSION		1,964,718.65
201600720	06/29/2017	Fairgrounds Improvements		COMMISSION		657,127.31

LEA COUNTY FIXED ASSET INVENTORY LIST
Lea County - June 30, 2017

Exhibit A
 Assets: 2,137 of 2,421 Included
 Include: Active assets ONLY
 Method: Book - Std Conventions Applied

Sort #1: Type

Asset ID	Date Acq	Description	Serial # - VIN	Asset A/C#	Description #2	Cost
Type: OTH. IMP.						
Grand totals: OTH. IMP. (91 assets)						8,027,784.15
Type: VEHICLES						
1985000570	04/18/1985	1984 MACK CHASSIS FIRE APPARATUS DEPT 59	1M2S141C4EA001056	KNOWLES FI	G25843	134,913.00
1986003030	03/07/1986	1986 GMC DUMP TRUCK 6 YARD AIRPORT	1GDM7D1B9GV521179	AIRPORT	G35638	23,029.00
1986003000	06/04/1986	1986 INTERNATIONAL CHASSIS W/FIRE APPARATUS UNIT #4	010 1HTLDTVROGHA54247	MONUMENT F	G25849	84,658.00
1986002910	06/27/1986	WATER TRUCK FT800C/TANDEM FORD S1986 #4 010	1FDYL8OU2GVA46725	FAIR & ROD	G36830	44,880.00
1987003780	05/15/1987	1987 INTL DUMP TRUCK #24 ASPHALT CREW	1HTLKDDR6HH508447	ROAD	G36849	45,890.00
1987003830	05/15/1987	1987 INTL DUMP TRUCK #22 CRUSHER CREW	1HTLKDDRXXHH508449	ROAD	G36847	45,890.00
1987003840	05/15/1987	1987 INTL DUMP TRUCK #33	1HTLKDDR8HH508448	ROAD	G36858	45,890.00
1987003790	06/05/1987	1987 INTL DISTRIBUTOR SN/6399-DISTR #36	1HTLDDDR7HH509410	ROAD	G36861	64,507.00
1989007020	05/04/1989	1990 INTERNATIONAL 40S TRUCK CAB & CHASSIS #31	1HTSDTVN2LH225984	ROAD	G36856	27,305.00
1990009390	01/06/1990	1990 MACK TRUCK W/ 3 BOWIE PUMP CH613	1M2AA05Y6LW001392	KNOWLES FI	G25841	65,852.00
1991001700	09/14/1990	1991 INTERNATIONAL 2574 6X4 CAB W/FIRE APPARATUS	1HTGGG3R1MH293593	MALJAMAR F	G25847	108,220.00
1991000140	10/10/1990	1991 CLEMENT BOTTOM DUMP TRAILER 4020B/H T2 ROAD	1C9CB40B4MM110056	ROAD	G36818	25,550.00
1991000160	11/29/1990	1991 INTERNATIONAL 2574 20S TANDEM TRACTOR #2	1HSGGGDR3MH345629	ROAD	G36828	50,500.00
1991001730	06/28/1991	FIRE TRUCK M5 CLASS A		MALJAMAR F		55,928.00
1992000480	12/10/1991	1992 DODGE D20 PICKUP SWEPTLINE #12 VOTING	1B7KE26C3NS572229	CLERK BURE	G36837	15,935.00
1992000450	12/10/1991	1992 DODGE D20 PICKUP SWEPTLINE #34	1B7KE26C1NS572231	ROAD	G36837	15,935.00
1992000460	12/10/1991	1992 DODGE D20 PICKUP SWEPTLINE #9	1B7KE26C3NS572232	ROAD	G36834	15,035.00
1992001190	12/31/1991	1992 INTERNATIONAL 40S DUMP TRUCK #40	1HTSHPBR9NH427811	ROAD	G36865	52,350.00
1992001200	12/31/1991	1992 INTERNATIONAL 40S DUMP TRUCK #44 ROAD	1HTSHPBR7NH427810	ROAD	G36869	52,350.00
1992001180	12/31/1991	1992 DODGE D30 PATCH TRUCK #45	1B6ME36C5NS574423	ROAD		17,838.00
1993000030	10/15/1992	1992 TITAN II FIRE TRUCK AIRPORT H920	4ENBAAA8XN1009970	AIRPORT	G35637	258,189.00
1993000010	10/27/1992	1993 INTERNATIONAL FIREHORSE 1500 G TA FIRE TRUCK - UNIT 2	1HTSEPCN7PH469255	MONUMENT F	G25846	98,950.00
1993000120	11/16/1992	1992 RANCO BOTTOM DUMP TRAILER T-9 ROAD	1R9BSE505NL008718	ROAD	G36819	21,850.00
1993000110	11/16/1992	1992 MACK 600 TRUCK #1	1M2AA12Y6NW016679	ROAD	G36827	46,902.00
1993000150	12/07/1992	1993 MACK TRUCK #8	1M2AA12Y3PW020126	ROAD	G36832	47,510.00
1993000140	12/30/1992	1992 DODGE D20 PICKUP #23 CRUSHER CREW	1B7KE26C2PS189725	ROAD	G36848	17,620.10
1993000190	02/03/1993	1993 COBRA TANKER TRAILER T-3 ROAD	000101	ROAD	G36821	18,865.00
1993000180	02/09/1993	1993 DODGE D30 PICKUP #41	1B6ME36C9PS218060	ROAD	G36866	18,835.20
1994000900	02/02/1994	1994 CHEVROLET FLEETSIDE PICKUP #6	1GCEC14HORE180616	FAIRGROUND		12,874.00
1994002480	06/02/1994	1994 FORD OIL DISTRIBUTOR TRUCK #27	1FDYW82E1R5VA48319	ROAD	G36851	99,150.00
1995001330	06/12/1995	1995 FORD SWEEPER AIRPORT	1FDXH70C5SVA75031	AIRPORT	G28561	97,185.00
1995002570	06/28/1995	1996 MACK TRUCK/TRACTOR #7	1M2P264Y8TM020341	ROAD	G21288	61,373.00
1995002580	06/28/1995	1996 NAVISTAR INT'L TANDEM AXLE BOBCAT TRUCK UNIT # 17	1HTGGATR3TH273646	ROAD	G28562	57,965.00
1996005320	05/13/1996	1996 INTERNATIONAL CC DUMP TRUCK #42	1HTSHAAR8TH398684	ROAD	G22465	58,650.00
1996005330	05/13/1996	1996 INTERNATIONAL CC DUMP TRUCK #43 ROAD	1HTSHAARXTH398685	ROAD	G22466	58,650.00
1997000720	04/03/1997	1997 HOLDEN LOWBOY TRAILER T-11 ROAD	12HLB4624VN356075	ROAD	G24423	18,350.00
1998000830	12/29/1997	1998 INTL DUMP TRUCK #48	1HTSHAAROWH551479	ROAD	G33896	61,495.00
1998000840	12/29/1997	1998 INTERNATIONAL DUMP TRUCK TANDEM AXLE #49	1HTSHAAR7WH551480	ROAD	G33895	61,495.00
1999000570	01/28/1999	1999 CHEVROLET 1500 PICKUP FAIRGROUNDS	1GCEC14T1XE156584	FAIRGROUND	G39807	17,722.67
1999000720	03/16/1999	1999 FORD F450 CHASSIS FIRE TRUCK M-2	1FDXF47F5XED53325	MALJAMAR F	G40390	30,704.00
1999000720	04/05/1999	FIRE TRUCK ADDITION PAINT JOB & LETTERING OF 1999 FORD F450...		MALJAMAR F		1,500.00
1999000720	04/13/1999	1999 ARTESIAN SKID UNIT FIRE TRUCK ADDITION 400GL TANK/HIGH...		MALJAMAR F		14,619.00
1999001000	04/26/1999	1999 DODGE RAM 2500 DIESEL TRUCK #39 CRUSHER CREW	3B7KC2662XM561458	ROAD	G39077	21,138.00
1999000720	04/26/1999	99 FORD CHASSIS FIRE TRUCK ADDITION M-2		MALJAMAR F		4,509.96
2000000200	09/29/1999	2000 MACK RD688STRATOR TRUCK #52	1M2P270Y0YM050601	ROAD	G42151	64,646.08
2000000210	09/29/1999	2000 MACK RD688STRATOR TRUCK #51	1M2P270Y9YM050600	ROAD	G42150	64,646.08
2000001240	06/18/2000	2000 VE ENTERPRISE E120	5AGEV4229YS266801	ROAD	G44780	28,522.00
2001000700	07/19/2000	2000 FORD ECONOLINE VAN	1FTSS34L8YHB72024	ENVIRONMEN	G44744	20,472.80
2001000950	12/07/2000	2001 DODGE INTREPID SE 4 DOOR	2B3HD46R51H579019	DETENTION	G79793	18,770.00
2001000770	06/27/2001	2001 DODGE RAM 3/4 TON PICKUP #10	3B7KCC26611M563368	ROAD	G52057	21,931.50

LEA COUNTY FIXED ASSET INVENTORY LIST
Lea County - June 30, 2017Assets: 2,137 of 2,421 Included
Include: Active assets ONLY
Method: Book - Std Conventions Applied

Sort #1: Type

Asset ID	Date Acq	Description	Serial # - VIN	Asset A/C#	Description #2	Cost
Type: VEHICLES						
2001000780	06/27/2001	2001 DODGE RAM 3/4 TON PICKUP #53	3B7KC26681M563366	ROAD	G49447	21,931.50
2001000790	06/27/2001	2001 DODGE RAM 3/4 TON PICKUP #16	3B7KC26631M563369	ROAD	G49446	21,931.50
2001001040	06/27/2001	2001 DODGE RAM 3/4 TON PICKUP #11	3B7KC266X1M563367	ROAD	G52058	21,931.50
2002000150	11/01/2001	2002 FORD F150 PICKUP	1FTRF17WX2KA82722	MAINTENANC	G88895	18,928.00
2002000470	01/16/2002	2002 DODGE RAM VAN	2B7HB11X42K111683	DETENTION	G63349	18,972.00
2002000240	02/04/2002	2002 FORD SUPERCAB PICKUP	1FTRX17W12KC01657	MAINTENANC	G51643	20,201.00
2002000680	03/11/2002	2002 DODGE 3/4 TON EXT CAB TRUCK #54	3B7KC23652M264486	DETENTION	G50131	24,898.00
2002000670	03/11/2002	2002 DODGE 3/4 TON EXT CAB TRUCK #28	3B7KC23672M264487	ROAD	G50132	24,898.00
2002000070	04/22/2002	2002 DODGE DURANGO	1B4HR48292F181793	CLERK RECO		26,816.00
2002000800	06/19/2002	2002 FORD EXCURSION XLT 4X4 BUSTER	1FMSU41FX2EB99454	GRANTS & P	G86873	35,426.00
2003000130	08/01/2002	2002 DODGE 3500 CAB & CHASSIS	3B6MC365X2M288837	CLERK RECO	G51921	27,481.00
2003000470	06/10/2003	2004 MACK TRACTOR TRUCK #13	1M2P270Y74M067454	ROAD	G55637	69,728.00
2004000320	01/07/2004	2004 CHEVROLET SILVERADO PICKUP	1GCGK29UX4Z184777	DETENTION	G56734	31,781.00
2004000440	06/07/2004	2004 CHEVROLET EXT CAB PICKUP SILVERADO	1GCEK19T54E348260	AIRPORT FI	G58823	21,584.00
2005000650	08/04/2004	FREIGHTLINER FIRE TRUCK 2000 GALLON WATER TENDER	1FVACYDC45DN47372	KNOWLES FI	G59346	119,467.00
2005000520	10/13/2004	2005 FORD PICKUP SUPERCAB	1FTRX12W75FA33611	MALJAMAR F	G60267	18,036.00
2005000090	12/17/2004	2005 CHEVROLET EXPRESS VAN TRANSPORT MAG CRT UNIT L-100	1GCHG39V851160885	ENVIRONMEN	G60028	18,717.00
2005000240	02/10/2005	2005 CHEVROLET PICKUP 1500	1GCEC14V65Z2217015	MAINTENANC	G60243	14,219.85
2005000170	05/27/2005	2005 FORD SUPERCREW 4X4 L-37 H VARDEMAN	1FTRW14W25KE56412	ENVIRONMEN	G62094	23,596.00
2006000360	10/19/2005	2006 CHEVROLET SILVERADO CC15543 LT2 1500 2WD CREW	2GCEC13T961166961	ENVIRONMEN	G63310	24,142.09
2006000170	11/30/2005	2006 DODGE 1500 DH1H81 MEGA CAB PICKUP L-03 DUDLEY	3D7KR19D76G200801	SHERIFF	G65179	23,557.00
2006000190	12/07/2005	2006 DODGE 1500 DH1H81 MEGA CAB PICKUP L-39 FLEETWOOD	3D7KR19D96G200797	SHERIFF		23,557.00
2007000180	08/22/2006	2006 CHEVY TRAILBLAZER	1GNDS13S762176899	DETENTION	G67322	21,500.00
2007000210	09/25/2006	2007 CHEVY 1500 EXT CAB	1GCEC19Z17Z105270	MAINTENANC	G67388	20,900.00
2007000160	11/21/2006	2007 CHEVY 1500 PICKUP	1GCEC14V97Z166533	AIRPORT	G68108	17,639.71
2007000100	11/28/2006	2007 DODGE RAM SLT 1500 PICKUP L-32 J DYER	3D7KR19D87G728008	MAINTENANC	G68017	25,934.00
2007000110	11/28/2006	2007 DODGE RAM SLT 1500 PICKUP L-08 RODRIGUEZ	3D7KR19DX7G728009	SHERIFF	G68016	25,934.00
2007000260	01/23/2007	2007 DODGE RAM 2500 MEGA CAB #19	3D7KR29CX7G755594	ROAD	G68244	31,025.00
2007000270	01/23/2007	2007 DODGE RAM 2500 MEGA CAB #38	3D7KR29C67G759156	ROAD	G68245	31,025.00
2007000280	01/23/2007	2007 DODGE RAM 2500 MEGA CAB #37	3D7KR29C47G759155	ROAD	G68246	31,025.00
2007000290	01/23/2007	2007 DODGE RAM 2500 MEGA CAB #26	3D7KR29C27G759154	ROAD	G68247	31,025.00
2007000300	01/23/2007	2007 DODGE 3500 2 WD #54	3D6WG46A77G759807	ROAD	G68451	34,435.00
2007000430	01/31/2007	2007 CHEVY SILVERADO 2 WD CREW	1GCHC23JX87F187001	FAIRGROUND	G68974	25,112.00
2007000010	05/31/2007	2007 CHEVY TAHOE	1GNFC13JX7R401418	DWI - STAT	G69712	31,290.00
2007000360	06/14/2007	2006 INTERNATIONAL 4300 SERVICE TRUCK #15	HTMMAAN56H316612	ROAD	G71022	144,900.00
2007000020	06/29/2007	2007 CHEVROLET 1500	1GCEC14C87E588749	MAINTENANC	G70785	17,050.00
2008000010	07/20/2007	2008 3/4 TON PICKUP		ENVIRONMEN		25,350.00
2008000310	08/29/2007	2008 INTERNATIONAL WATER TRUCK #46	1HTWNAZT78J630816	ROAD	G73111	101,995.00
2008000440	10/16/2007	F550 TYPE 6 WIDLAND ENGINE FIRE TRUCK M-1		MALJAMAR F		102,779.00
2008000800	01/24/2008	2008 BUICK LUCERNE BILL	1G4HP57278U163330	FINANCE	G72502	23,690.00
2008000810	01/24/2008	2008 CHEVROLET 2500 PICKUP #57	1GCHC24638E160683	ROAD	G72498	27,700.00
2008000820	01/24/2008	2008 CHEVROLET 2500 PICKUP #56	1GCHC2466E160290	ROAD	G72499	27,700.00
2008000830	01/24/2008	2008 CHEVROLET 3500 PICKUP 2WD #58	1GBJC34638E161778	ROAD	G72501	37,100.00
2008000840	01/24/2008	2008 CHEVROLET 2500 PICKUP 4X4 #6	1GCHK24678E161810	ROAD	G72500	30,650.00
2008001370	03/20/2008	2008 FORD U165 EXPEDITION JIM	1FMFU16588LA57591	FINANCE	G73153	22,881.00
2008001360	03/20/2008	2008 FORD U165 EXPEDITION Craig	1FMFU16588LA57592	HUMAN RESO	G73153	22,881.00
2008001410	04/30/2008	2008 INTERNATIONAL SBA DUMP TRUCK #59	1HTWNAZT88J044979	ROAD	G74001	98,475.00
2008001420	04/30/2008	2008 INTERNATIONAL TM DUMP TRUCK #60	1HTWNAZT48J044980	ROAD	G73600	98,475.00
2008001520	06/26/2008	2008 CHEVROLET SUBURBAN	3GNFC16J68G224203	ASSESSOR'S	G73629	35,400.00
2009000740	03/30/2009	2009 VOLVO TRUCK TRACTOR VHD64FT #29	4V4KC9EJX9N269133	ROAD	G75796	113,452.00
2009000820	05/07/2009	2009 GMC TRUCK 2WD REGULAR CAB	1GDE5C1969F410183	ROAD	G76277	77,926.05
2009000850	05/14/2009	2009 CHEVY TAHOE L-19 J MOON	1GNEC03019R228663	SHERIFF		28,578.27
2009000860	05/14/2009	2009 CHEVY TAHOE L-06 B FERNS	1GNEC03069R228710	SHERIFF	G76755	28,578.27

LEA COUNTY FIXED ASSET INVENTORY LIST
Lea County - June 30, 2017Assets: 2,137 of 2,421 Included
Include: Active assets ONLY
Method: Book - Std Conventions Applied

Sort #1: Type

Asset ID	Date Acq	Description	Serial # - VIN	Asset A/C#	Description #2	Cost
Type: VEHICLES						
2009000880	05/14/2009	2009 CHEVY TAHOE L-2 M HARGROVE	1GNEC03019R228758	SHERIFF	G76753	28,578.27
2010000300	07/22/2009	2009 VEHICLE CHEVROLET IMPALA 4 DOOR SEDAN	2G1WB57KX91100075	INFORMATIO	G77532	18,800.00
2010001230	11/06/2009	2007 INTERNATIONAL BROOM ELGIN UNIT 61	1HTMMAANX7H495196	ROAD	G78421	198,170.00
2010001290	11/06/2009	2010 FORD CROWN VICTORIA SEDAN 4DR	2FABP7BV4AX105995	SHERIFF		26,028.54
2010000550	01/21/2010	2010 FORD SUPERCAB XLC PICKUP W/HEADACHE RACK TOOL CHEST	1FTFX1CV2AFB26894	CONVENIENC	G79019	20,907.00
2010000560	01/21/2010	2010 FORD SUPERCAB XLC PICKUP W/HEADACHE RACK TOOL CHEST	1FTFX1CV4AFB26895	CONVENIENC	G79020	20,907.00
2010001170	03/26/2010	2010 DODGE RAM 2500 UNIT 62	3D7TP2HL2AG151539	ROAD	G79198	40,570.00
2010001180	03/26/2010	2010 DODGE RAM 2500 UNIT 63	3D7TP2HL9AG151540	ROAD	G79199	40,570.00
2010001190	03/26/2010	2010 DODGE RAM 2500 UNIT 64	3D7TP2HLOAG151541	ROAD	G79200	40,570.00
2010001200	03/26/2010	2010 DODGE RAM 2500 UNIT 65	3D7TP2HL2AG151542	ROAD	G79301	40,570.00
2010000740	05/14/2010	FIRE TRUCK 2011 INTERNATIONAL DURASTAR 4400 EXTENDED CAB	1HTMKAAR8BH318339	KNOWLES FI	G79831	194,097.00
2011000220	11/12/2010	2010 FORD EXPLORER SPORT TRAC	1FMEU3BE3AUF05962	DETENTION	G81943	23,775.00
2011000170	12/28/2010	2011 CHEVROLET TAHOE PURSUIT	1GNLC2E00BR193426	SHERIFF	G82227	30,081.11
2011000180	12/28/2010	2011 CHEVROLET TAHOE PURSUIT	1GNLC2E04BR193395	SHERIFF	G82229	30,081.11
2011000190	12/28/2010	2011 CHEVROLET TAHOE PURSUIT	1GNLC2E02BR193735	SHERIFF	G82228	30,081.11
2011000200	12/28/2010	2011 CHEVROLET TAHOE PURSUIT	1GNLC2E00BR193359	SHERIFF	G82226	30,081.11
2011000360	01/28/2011	2011 DUMP TRUCK MODEL 7500 UNIT 20	1HTWNAZT9BJ411668	ROAD	G82459	108,080.00
2011000370	01/28/2011	2011 DUMP TRUCK MODEL 7500 UNIT 5	1HTWNAZT0BJ411669	ROAD	G82460	108,080.00
2011000720	03/18/2011	2010 FIRE TRUCK CHASSIS INTERNATIONAL 7500	1HTWNAZT6AJ279791	FIRE EXCIS	G84553	134,791.00
2011000210	03/29/2011	2011 FORD PICKUP F250 CREW CAB	1FT7W2B68BEB76231	EMERGENCY	G42405	28,019.00
2011000100	04/01/2011	2011 CHEVROLET TAHOE	1GNSK4E08BR276922	FINANCE	G82846	31,277.00
2012000240	06/30/2012	2011 ZA A7000 SWEEPER	11-A7000-1266	AIRPORT		103,317.00
2012000280	06/30/2012	2011 FORD F-250 CREW CAB 4X4. 6.2 V8 GAS	1FT7W2B69CEA16893	CONVENIENC	G83826	27,476.33
2012000290	06/30/2012	2012 SILVERADO 2500 CREW CAB 4X4	1GC1KVCGSCF192697	CONVENIENC	G85364	26,285.33
2012000300	06/30/2012	2012 SILVERADO 2500 CREW CAB 4X4	1GC1KVCG0CF193708	CONVENIENC	G85363	26,285.33
2012000200	06/30/2012	1970 M35 MODIFIED INTO FIRETRUCK	501223	COUNTY FIR	G84041	23,007.61
2012000160	06/30/2012	2011 E-350 SUPER DUTY	1FB5533BL7CDA78613	DETENTION	G85537	26,162.00
2012000040	06/30/2012	2011 FORD EXPEDITION & ACCESSORIES	1FMJU1G54BEF53851	EVENT CENT	G83806	27,717.00
2012000030	06/30/2012	2012 CHEVROLET SILVERADO CREW CAB	1G1KVCG2BF28240	FAIRGROUND	G83950	31,143.00
2012000190	06/30/2012	1970 M35 MODIFIED INTO FIRETRUCK	501346	KNOWLES FI	G84042	23,007.61
2012000180	06/30/2012	1970 M35 MODIFIED INTO FIRETRUCK	501271	MALJAMAR F	G84040	23,007.61
2012000170	06/30/2012	1970 M35 MODIFIED INTO FIRETRUCK	501339	MONUMENT F	G84043	23,007.61
2012000270	06/30/2012	2010 SBA CHASIS FIRE TRUCK SEE INVENTORY# 20110007200	1HTWNAZT6AJ279791	MONUMENT F	G84553	92,409.00
2012000050	06/30/2012	2011 CHEVROLET TAHOE PURSUIT VEHICLE VIN# 371026	1GNLC2E09BR371026	SHERIFF	G84362	31,037.54
2012000060	06/30/2012	2011 CHEVROLET TAHOE PURSUIT VEHICLE VIN# 370661	1GNLC2E08BR370661	SHERIFF	G84359	31,037.54
2012000080	06/30/2012	2011 CHEVROLET TAHOE PURSUIT VEHICLE VIN# 371672	1GNLC2E07BR371672	SHERIFF	G84365	31,037.54
2012000090	06/30/2012	2011 CHEVROLET TAHOE PURSUIT VEHICLE VIN# 370490	1GNLC2E02BR370490	SHERIFF	G84358	32,907.59
2012000110	06/30/2012	2011 CHEVROLET TAHOE PURSUIT VEHICLE VIN# 372415	1GNLC2E03BR372415	SHERIFF	G84368	31,037.54
2012000120	06/30/2012	2011 CHEVROLET TAHOE PURSUIT VEHICLE VIN# 372177	1GNLC2E02BR372177	SHERIFF	G84367	31,037.54
2012000130	06/30/2012	2011 CHEVROLET TAHOE PURSUIT VEHICLE VIN# 374702	1GNLC2E05BR374702	SHERIFF	G84360	31,037.54
2012000140	06/30/2012	2011 CHEVROLET TAHOE PURSUIT VEHICLE VIN# 373978	1GNLC2E08BR373978	SHERIFF	G84363	29,750.08
2012000150	06/30/2012	2011 CHEVROLET TAHOE PURSUIT VEHICLE VIN# 371013	1GNLC2E00BR371013	SHERIFF	G84364	29,750.08
2001000980	07/01/2012	2001 DODGE INTREPID SE 4 DOOR DELETED IN PREVIOUS YEAR IN...	2B3HD46R11H579017	FINANCE		1,877.00
2013000150	08/31/2012	2002 DODGE SPORT UTILITY	1C4SDJDT4CC181534	CLERK'S RE	G87417	38,910.61
2013000120	08/31/2012	VEHICLE		HOUSING		32,994.00
2013000130	10/05/2012	VEHICLE		HOUSING		19,966.00
2013000140	10/05/2012	VEHICLE		HOUSING		22,463.00
2013000100	11/02/2012	2013 FORD E350 WHITE CARGO VAN	1FBSS3BL8DDA07969	DETENTION	G88010	26,467.00
2013000180	11/02/2012	FIRE TRUCK FREIGHTLINER M2	1FVACYBS2BDBB9160	MONUMENT F	G87918	198,965.00
2013000030	11/09/2012	2012 FORD-250 PICKUP TUCK AND LIGHTBAR	1FT7W2B86CEC95932	SHERIFF	G88014	39,973.24
2013000040	11/09/2012	2012 FORD-250 PICKUP TRUCK AND LIGHT BAR	1FT7W2B68CEC95933	SHERIFF	G88011	39,973.24
2013000050	11/09/2012	2013 FORD E350 WHITE CARGO VAN	1FTSSES1DDA10467	SHERIFF	G88012	26,892.00
2013000060	11/09/2012	2013 FORD E350 WHITE CARGO VAN	1FTSS3ESDDA10468	SHERIFF	G88013	26,892.00

Exhibit A

LEA COUNTY FIXED ASSET INVENTORY LIST
Lea County - June 30, 2017Assets: 2,137 of 2,421 Included
Include: Active assets ONLY
Method: Book - Std Conventions Applied

Sort #1: Type

Asset ID	Date Acq	Description	Serial # - VIN	Asset A/C#	Description #2	Cost
Type: VEHICLES						
2013000070	01/25/2013	2013 FORD F250 PICKUP WITH SNOWPLOW EQUIPMENT	1FT7W2BT1DEA42332	ROAD	G86609	39,549.00
2013000080	01/25/2013	2013 FORD F250 PICKUP WITH SNOWPLOW EQUIPMENT	1FT7W2BTXDEA42331	ROAD	G86610	39,549.00
2013000170	02/08/2013	2013 CHEVROLET IMPALA	2G1WG5E36D207825	FINANCE	G86873	23,864.00
2013000160	02/21/2013	2013 M2 106 FIRE TRUCK 2013 FTLNR	1FVHCYBS0DHF7892	MALJAMAR F	G88425	196,327.00
2014000010	09/06/2013	2013 DODGE RAM 1500	1C6RR7KT8DS679322	SHERIFF	G89284	38,164.53
2014000170	11/15/2013	2014 DODGE RAM 1500	1C6RR7FT9ES159576	CONVENIENC	G89913	24,379.99
2014000180	11/15/2013	2014 DODGE RAM 1500	1C6RR7FT8ES153445	CONVENIENC	G89912	24,379.99
2014000110	12/06/2013	2014 DODGE RAM 1500	1C6RR6KT2ES153392	EVENT CENT	G89764	23,833.00
2014000020	12/06/2013	2014 FORD 250	1FT7W2B64EEA80181	SHERIFF	G90145	43,793.67
2014000030	12/06/2013	2014 FORD 250	1FT7W2B64EEA80182	SHERIFF	G90146	44,818.88
2014000040	12/06/2013	2014 CHEVROLET TAHOE	1GNLC2E0XER177822	SHERIFF	G90166	34,808.92
2014000050	12/06/2013	2014 CHEVROLET TAHOE	1GNLC2E0XER178906	SHERIFF	G90169	34,808.92
2014000060	12/06/2013	2014 CHEVROLET TAHOE	1GNLC2E07ER178734	SHERIFF	G90170	34,808.92
2014000070	12/06/2013	2014 CHEVROLET TAHOE	1GNLC2E00ER178087	SHERIFF	G90167	35,655.21
2014000080	12/06/2013	2014 CHEVROLET TAHOE	1GNLC2E08ER175499	SHERIFF	G90171	34,808.92
2014000090	12/06/2013	2014 CHEVROLET TAHOE	1GNLC2E01ER175778	SHERIFF	G90168	34,808.92
2014000120	12/20/2013	2006 FORD E35 BUS	1FDWE35L26HB14751	EVENT CENT	G90459	5,000.00
2014000130	12/20/2013	2006 FORD E35 BUS	1FDWE35L26HB14752	EVENT CENT	G90460	5,000.00
2014000140	01/10/2014	2014 DODGE RAM 2500 UNIT 14	3C6MR4AL3EG169852	ROAD	G90372	37,936.10
2014000150	01/10/2014	2014 DODGE RAM 2500 UNIT # 18	3C6MR4AL3EG169853	ROAD	G90374	37,936.10
2014000160	01/10/2014	2014 DODGE RAM 2500 UNIT # 21	3C6MR4AL3EG169854	ROAD	G90373	37,936.10
2014000100	02/07/2014	2014 CHEVROLET TAHOE	1GNLC2E01ER173769	SHERIFF	G90889	27,125.00
2014000200	05/09/2014	EP1586612/333 FIRE TRUCK - PIERCE INTERNATIONAL RESPONDER...	3HAMKAARXEL106217	FIRE EXCIS		237,248.26
2014000190	06/06/2014	2014 DODGE RAM 2500	1C6RR6ST2ES177434	ASSESSOR	G91467	30,995.99
2015000050	07/25/2014	LECO Bearcat Armored Personnel Carrier	1FDAF5HT8DEB91721	SHERIFF	G92379	268,668.00
2015000060	01/30/2015	2015 Chevy Tahoe	1GNLC2EC5FR555508	SHERIFF	G93384	40,653.72
2015000070	01/30/2015	2015 Chevy Tahoe	1GNLC2EC1FR555683	SHERIFF	G93385	40,653.72
2015000080	01/30/2015	2015 Chevy Tahoe	1GNLC2ECXFR555701	SHERIFF	G93387	40,653.72
2015000090	01/30/2015	2015 Chevy Tahoe	1GNLC2EC7FR559060	SHERIFF	G93389	40,653.72
2015000100	01/30/2015	2015 Chevy Tahoe	1GNLC2EC9FR557519	SHERIFF	G93388	40,653.72
2015000110	01/30/2015	2015 Chevy Tahoe	1GNLC2EC9FR556080	SHERIFF	G93386	40,653.71
2015000120	01/30/2015	2015 Chevy Tahoe	1GNLC2EC7FR555591	SHERIFF	G93383	40,653.71
2015000130	03/20/2015	2008 Dodge Caliber	1B3HB281588D714334	FINANCE	G93847	4,800.00
2015000180	04/17/2015	2015 MACK CHU613	1M1AN07Y3FM020083	ROAD	G94192	140,210.00
2015000010	06/26/2015	2015 Ford F-250	1FT7X2BT2FED18579	ROAD	G94952	38,462.00
2015000020	06/26/2015	2015 Ford F-250	1FT7X2AT9FED18578	ROAD	G94949	37,462.00
2015000040	06/26/2015	2015 Ford F-350	1FD8W3DT1FED18577	ROAD	G94950	45,757.00
2015000810	07/17/2015	2015 FORD W5H CREW FIRE TRUCK	1FD0W5HT7FEC37893	AIRPORT	G95370	232,329.00
2015000820	08/14/2015	2016 Ford F-450 Super Duty 2wd Crew Cab	1FD0W4GT6GEA29534	ROAD	G95147	53,468.00
2015000830	08/21/2015	2016 FREIGHTLINER SMEAL	1FVACYCY1GHHD2387	FIRE EXCIS	G97391	86,115.00
2015000870	09/18/2015	2015 Dodge Grand Caravan	2C4RDGBG1FR705242	SHERIFF	G95358	25,857.55
2015000970	11/06/2015	2015 Chevy Silverado 2500	1GC1CUEGXF617338	MAINTENANC		34,595.00
201600030	01/29/2016	2015 Ford Transit 350 WAGON	1FBZX2ZM2GKA18443	SHERIFF	G95852	34,962.25
201600060	02/12/2016	2015 Dodge Durango 4WD	1C4SDJFTXFC203179	SHERIFF	G96574	40,824.64
201600070	02/12/2016	2016 Ford Police Intercept Utility AWD	1FM5K8AT7GGB65189	SHERIFF	G96334	42,681.77
201600080	02/12/2016	2016 Ford Police Intercept Utility AWD	1FM5K8AT3GGB65190	SHERIFF	G96335	42,691.96
201600090	02/12/2016	2016 Ford Police Intercept Utility AWD	1FM5K8ATSGGB65191	SHERIFF	G96333	42,691.96
201600100	02/12/2016	2016 Ford Police Intercept Utility AWD	1FM5K8AT7GGB65192	SHERIFF	G96332	42,691.96
201600110	02/12/2016	2016 Ford Police Intercept Utility AWD	1FM5K8AT9GGB65193	SHERIFF	G96331	42,691.96
201600120	02/12/2016	2016 Ford Police Intercept Utility AWD	1FM5K8AT0GGB65194	SHERIFF	G96330	42,691.96
201600130	02/12/2016	2016 Ford Police Intercept Utility AWD	1FM5K8AT2GGB65195	SHERIFF	G96329	42,691.96
201600140	02/12/2016	2016 Ford Police Intercept Utility AWD	1FM5K8AT4GGB65196	SHERIFF	G96328	42,691.96
201600150	02/12/2016	2016 Ford Police Intercept Utility AWD	1FM5K8AT6GGB65197	SHERIFF	G96327	42,681.77

Exhibit A

LEA COUNTY FIXED ASSET INVENTORY LIST
Lea County - June 30, 2017

Assets: 2,137 of 2,421 Included
 Include: Active assets ONLY
 Method: Book - Std Conventions Applied

Sort #1: Type

Asset ID	Date Acq	Description	Serial # - VIN	Asset A/C#	Description #2	Cost
Type: VEHICLES						
201600160	02/12/2016	2016 Ford Police Intercept Utility AWD	1FMSK8AT8GGB65198	SHERIFF	G96326	42,681.79
201600170	02/12/2016	2016 Ford Police Intercept Utility AWD	1FMSK8ATXGGB65199	SHERIFF	G96325	42,691.96
201600180	02/12/2016	2016 Ford Police Intercept Utility AWD	1FMSK8AT2GGB65200	SHERIFF	G96321	42,681.77
201600190	02/12/2016	2016 Ford Police Intercept Utility AWD	1FMSK8AT4GGB65201	SHERIFF	G96322	42,691.96
201600200	02/12/2016	2016 Ford Police Intercept Utility AWD	1FMSK8AT6GGB65202	SHERIFF	G96323	42,691.96
201600210	02/12/2016	2016 Ford Police Intercept Utility AWD	1FMSK8AT8GGB65203	SHERIFF	G96324	35,529.48
201600230	02/19/2016	2016 Ford F-150 Super Crew 4X4	1FTEW1E82GKD66811	DWI - STAT	G96770	30,042.00
201600300	03/16/2016	VEHICLE		HOUSING		28,936.77
201600340	03/25/2016	2016 Chevrolet Silverado 1500 Crew Cab 4X4	3GCUKNEH1G224696	ASSESSOR'S	G97076	28,867.00
201600460	04/08/2016	2016 RAM SSV Crew Cab 4X4	1C6RR7XT9GS248937	SHERIFF	G97044	31,305.31
201600470	04/08/2016	Pumper Apparatus Model #V2K-601-MSS (Maljamar)	1FVACYCY1GHHD2387	FIRE EXCIS	G97391	165,564.00
201600490	05/09/2016	2016 Ford F550 Supercab	1FD0X5HT7GE57737	FIRE EXCIS	G97569	233,100.00
201600580	06/02/2016	2016 RAM CREDIT 43	1M1AN07Y8HMO25945	ROAD	G97422	125,164.00
201600590	06/02/2016	2017 MACK CHU613	1M1AN07YXHM025946	ROAD	G97420	125,164.00
201600680	06/17/2016	2016 RAM SSV Crew Cab 4X4	1C6RR7XT3GS320943	SHERIFF	G98718	32,557.00
2017000790	09/28/2016	APPARTUS MONUMENT FIRE DEPARTMENT		MONUMENT F		25,457.50
2016000500	10/18/2016	2016 Alum line 3000 Draft Commander	1A9UB2324G2241843	FIRE EXCIS	G98954	85,688.50
2017000380	11/16/2016	2017 RAM 2500 CREW CAB 4X4 LORENZO	3C6TR5CT3HG559398	ENVIRONMEN	G98750	39,028.88
2017000390	11/16/2016	2017 RAM 2500 CREW CAB 4X4	3C6TR5CT5HG559399	ENVIRONMEN	G98751	37,171.15
2017000560	12/08/2016	2017 RAM 2500 CREW CAB 4X4	3C6YR5CL0HG572002	ROAD	G99057	49,603.91
2017000570	12/08/2016	2017 RAM 2500 CREW CAB 4X4	3C6UR5CL9HG572001	ROAD	G99058	49,603.91
2017000130	01/05/2017	2017 Ram 1500 Crew 4x4 Black L12	1C6RR7XT1HS611250	SHERIFF	G99577	48,048.55
2017000140	01/05/2017	2017 Ram 1500 Crew 4x4 Black L18	1C6RR7XT3HS611248	SHERIFF	G99574	48,248.54
2017000150	01/05/2017	2017 RAM 1500CREW 4X4 BLACK L34	1C6RR7XTXHS611246	SHERIFF	G99570	50,598.26
2017000160	01/05/2017	2017 RAM 1500 CREW 4X4 BLACK L36	1C6RR7XT8HS611245	SHERIFF	G99572	48,048.55
2017000170	01/05/2017	2017 RAM 1500 CREW 4X4 BLACK L45	1C6RR7XT8HS617899	SHERIFF	G99569	48,048.54
2017000180	01/05/2017	2017 RAM 1500 CREW 4X4 BLACK L50	1C6RR7XTXHS607259	SHERIFF	G99576	48,248.55
2017000190	01/05/2017	2017 RAM 1500 CREW 4X4 BLACK L54	1C6RR7XT1HS611247	SHERIFF	G99575	48,248.55
2017000200	01/05/2017	2017 RAM 1500 CREW 4X4 BLACK L6	1C6RR7XT3HS611251	SHERIFF	G99573	48,048.54
2017000210	01/05/2017	2017 RAM 1500 CREW 4X4 BLACK L7	1C6RR7XT0HS617900	SHERIFF	G99571	48,248.52
2017000220	01/05/2017	2017 RAM CREW 4X4 BLACK L9	1C6RR7XT5HS611249	SHERIFF	00003G	48,048.54
2017000230	01/05/2017	2017 RAM 1500 CREW 4X4 GREEN L5	1C6RR7XT4HS617897	SHERIFF	G99568	35,097.28
2017000620	03/06/2017	2017 DODGE RAM 2500 4X4	3C6TR5CT5HG630830	AIRPORT	G99531	35,994.93
2017000490	05/31/2017	2017 GMC SIERRA 1500 2WD DBL CAB	1GTR1LEH2HZ163924	MAINTENANC	00619G	32,205.00
Grand totals: VEHICLES (243 assets)						<u>11,655,881.23</u>
Type: WATER RIGH						
2011000040	10/28/2010	2 of 2-LAND-DARR ANGEL PROPERTY 1920 ACRES T18S R36E SECT...		COMMISSION		350,373.85
2012000020	06/30/2012	WATER RIGHTS 224.626 ACRES		COMMISSION		224,626.00
Grand totals: WATER RIGH (2 assets)						<u>574,999.85</u>
Grand totals for all assets: (2,137 assets)						<u>122,967,758.12</u>

CONSTRUCTION IN PROGRESS REPORT
 Lea County - Jun. 30, 2017

Assets: 89 of 2,421 Included
 Method: Book - Std Conventions Applied

Sort #1: Asset A/C#

* SUMMARY REPORT *

Date Acq	Status	Description	Labor	Materials	Overhead	Other	Total	Budgeted Over/Under
Asset A/C#: COMMISSION								
06/30/12	Not Started	Lea County Courthouse Renovation	231,492.93	0.00	0.00	0.00	231,492.93	0.00 231,492.93
06/30/13	Not Started	INDOOR EQUESTRIAN CENTER CONSTRN	411,558.49	0.00	0.00	0.00	411,558.49	0.00 411,558.49
06/30/14	Not Started	INDUSTRIAL PARK MASTER PLAN	563,970.00	0.00	0.00	0.00	563,970.00	0.00 563,970.00
06/30/14	Not Started	JUDICIAL COMPLEX	73,423.07	0.00	0.00	7,273,276.43	7,346,699.50	0.00 7,346,699.50
08/04/16	Not Started	Detention Center Renovation Master Plan	51,577.43	0.00	0.00	0.00	51,577.43	0.00 51,577.43
Grand totals: COMMISSION (5 assets)			1,332,021.92	0.00	0.00	7,273,276.43	8,605,298.35	0.00 8,605,298.35
Asset A/C#: GRANTS & P								
08/28/15	Not Started	Bennett Water System	5,243.93	0.00	0.00	0.00	5,243.93	0.00 5,243.93
Grand totals: GRANTS & P (1 asset)			5,243.93	0.00	0.00	0.00	5,243.93	0.00 5,243.93
Asset A/C#: WATER SERV								
06/30/13	Not Started	WATER UTILITY SYSTEM ALONG NM 483	2,062,508.05	0.00	0.00	307,845.62	2,370,353.67	0.00 2,370,353.67
Grand totals: WATER SERV (1 asset)			2,062,508.05	0.00	0.00	307,845.62	2,370,353.67	0.00 2,370,353.67
Grand totals for all accounts: (7 assets)			3,399,773.90	0.00	0.00	7,581,122.05	10,980,895.95	0.00 10,980,895.95

Discussion of Lea County Regional Airport.





**LEA COUNTY BOARD OF COUNTY COMMISSIONERS
AGENDA ITEM SUMMARY FORM**

LCBCC Meeting Date: Thursday, December 14, 2017

Submit this summary form & all attachments to the Finance Director clow@leacounty.net & cc the Executive Coordinator sstout@leacounty.net by: **November 28, 2017**

County Manager Approval (mgallagher@leacounty.net) required for all time sensitive issues that do not meet the above deadline.

DATE SUBMITTED mm-dd-yyyy:	SUBMITTED BY Name/Title/Dept: Corey Needham, Assistant County Manager - Operations
SUBJECT: Discussion of Lea County Regional Airport (Projects Including Airport Massing Model)	ATTACHMENT(S):
NO. OF ORIGINALS FOR SIGNATURE: 00 ***Select One** 00 ***Select One** 00 ***Select One**	ACTION REQUESTED: Discussion Item
STRATEGIC PLAN Implementation of 5 Year Strategic Plan:	
SUMMARY:	
Requested Items Needed for Presentation Easels/Laptop/Projector/Etc.: Easel <input type="checkbox"/> Laptop <input checked="" type="checkbox"/> Projector <input checked="" type="checkbox"/> Other: _____ <small>If checked, how many:</small>	See Additional Summary Attached <input type="checkbox"/>
SUBMITTER'S RECOMMENDATION(S): Discussion Only	Submitter's Signature Department Director, Etc.
FINANCE REVIEW Fiscal Impact/Cost: ByPass Finance Review	Reviewed by Finance Director ByPass Finance Review <small>Digitally signed by ByPass Finance Review DN: cn=ByPass Finance Review, o=Lea County Government, ou=Finance, email=sstout@leacounty.net, c=US Date: 2017.12.13 14:32:47 -0700</small>
LEGAL REVIEW: ByPass Legal Review (Note: Travel does not need legal review)	Reviewed by County Attorney ByPass Legal Review <small>Digitally signed by ByPass Legal Review DN: cn=ByPass Legal Review, o=Lea County Government, ou=Legal, email=stbn@leacounty.net, c=US Date: 2017.12.13 14:32:57 -0700</small>
COUNTY MANAGER REVIEW:	Approved by County Manager to be Placed on Agenda <i>mgc</i> 12-13-2017
Item 0301 RECORDING SECRETARY'S USE ONLY - COMMISSION ACTION TAKEN	
Approved: _____	Denied: _____
Resolution No. _____	Policy No. _____
Continued To: _____	Referred To: _____
Other: Discussion Only _____	
Ordinance No. _____	
Comments: _____	

Lea County

DEC 14 2017
LCBCC Meeting



Lea County DWI Program



DWI Program



The mission of the Lea County DWI Program

is to reduce the occurrences of drinking and driving among offenders and to provide best practices in DWI prevention and treatment, providing a stronger safer community for Lea County residents.

DWI Offenses



▶ **Driving Under the Influence of Intoxicating Liquor, §66-8-102(A) (“Impaired to the Slightest Degree” DWI) - Elements**

Section §66-8-102(A) makes it unlawful for:

- ▶ A person
- ▶ Who is under the influence
- ▶ Of intoxicating liquor
- ▶ To drive
- ▶ A vehicle
- ▶ Within this state.

▶ **Driving Under the Influence of a Drug, §66-8-102(B) (“Impaired to the Slightest Degree” DWI) - Elements**

Section §66-8-102(B) makes it unlawful for:

- ▶ A person
- ▶ Who is under the influence
- ▶ Of any drug
- ▶ To a degree that renders the person incapable of safely driving a vehicle
- ▶ To drive
- ▶ A vehicle
- ▶ Within this state.



Why does Lea County need a Designated Driver Service?

DWI

Is it worth it?



**Alcohol Related Crashes Are The
Number One Killer of Americans
Age 18-30**



DWI Penalties

1st Conviction - Misdemeanor

- Ignition Interlock and license revocation for 1 year
- Community Service, minimum 24 hours
- Mandatory Fees
- DWI School
- Alcohol Screening
- Possible sentence up to 90 days
- ***Aggravated Penalties - 48 hours additional jail**
- Fine up to \$500
- Judicial discretion: Treatment and up to 1 year probation

2nd Conviction - Misdemeanor

- 96 hours jail, Judge may sentence up to 364 days
- Treatment
- Alcohol Screening
- Ignition Interlock
- Community Service, minimum 48 hours
- Mandatory fine \$500
- ***Aggravated Penalties - 96 hours additional jail**
- Judicial discretion: Probation up to 5 years



DWI Penalties

3rd Conviction - Misdemeanor

- 30 days jail, Judge may sentence up to 364 days
- Treatment
- Alcohol Screening
- Ignition Interlock and license revocation for 3 years
- Community Service, minimum 96 hours
- Mandatory fine \$750
- Mandatory Fees
- *Aggravated Penalties – 60 consecutive days additional jail
- Judicial discretion: Probation up to 5 years

4th Conviction – Felony 4th Degree

- 6 months prison, Judge may sentence up to 18 months
- Treatment
- Alcohol Screening
- Ignition Interlock and license revocation for lifetime
- Mandatory Fees
- Maximum fine \$5,000
- *Supervised probation through Adult Probation and Parole Office*



In 2016
Someone died in
an alcohol
involved crash
every 50 minutes

90 million people
take to the
roads over the
Holiday Season

DRINKING & DUIs

DURING THE HOLIDAYS

% of Highway Deaths
Related to
Alcohol



Holiday Drinking Trends



Holiday Travel

Driving is the most popular mode of holiday travel

48.7 MILLION
Americans traveled 50 miles or more from home last Thanksgiving

103 MILLION
A RECORD-HIGH people hit the roads between December 23 and January 3

43.5 MILLION
Americans took a road trip at Thanksgiving in 2016

1 in 8 licensed drivers who consume alcohol say they've driven when they thought they were close to or over 0.08 BAC in the past year

Blackout Wednesday

One of the biggest drinking days of the year

Thanksgiving Eve KICKS OFF the Holiday Drinking Period

- A BIGGER drinking day than New Year's Eve or St. Patrick's Day in some places
- Especially prevalent in larger urban areas and among college students
- One of the top drunk-driving nights of the year in some areas

Between Thanksgiving & New Year's

2-3x more people die in alcohol-related crashes

100
1,200
will be killed in crashes

25,000 will be injured in traffic accidents caused by alcohol

High-Risk DUI Offenders & the Holidays

51% of drunk drivers say they drink more during the holidays compared to the rest of the year

92% of high-risk DUI offenders said 24/7 alcohol monitoring helped them stay sober during the holidays

1.075 MILLION Sober Days predicted during 2017 holiday season

2010 is the most recent year for cost data for deaths and damages as a result of DWIs...
\$44B/year

Tipsy Taxi

9



Lea County's Designated Driver Service

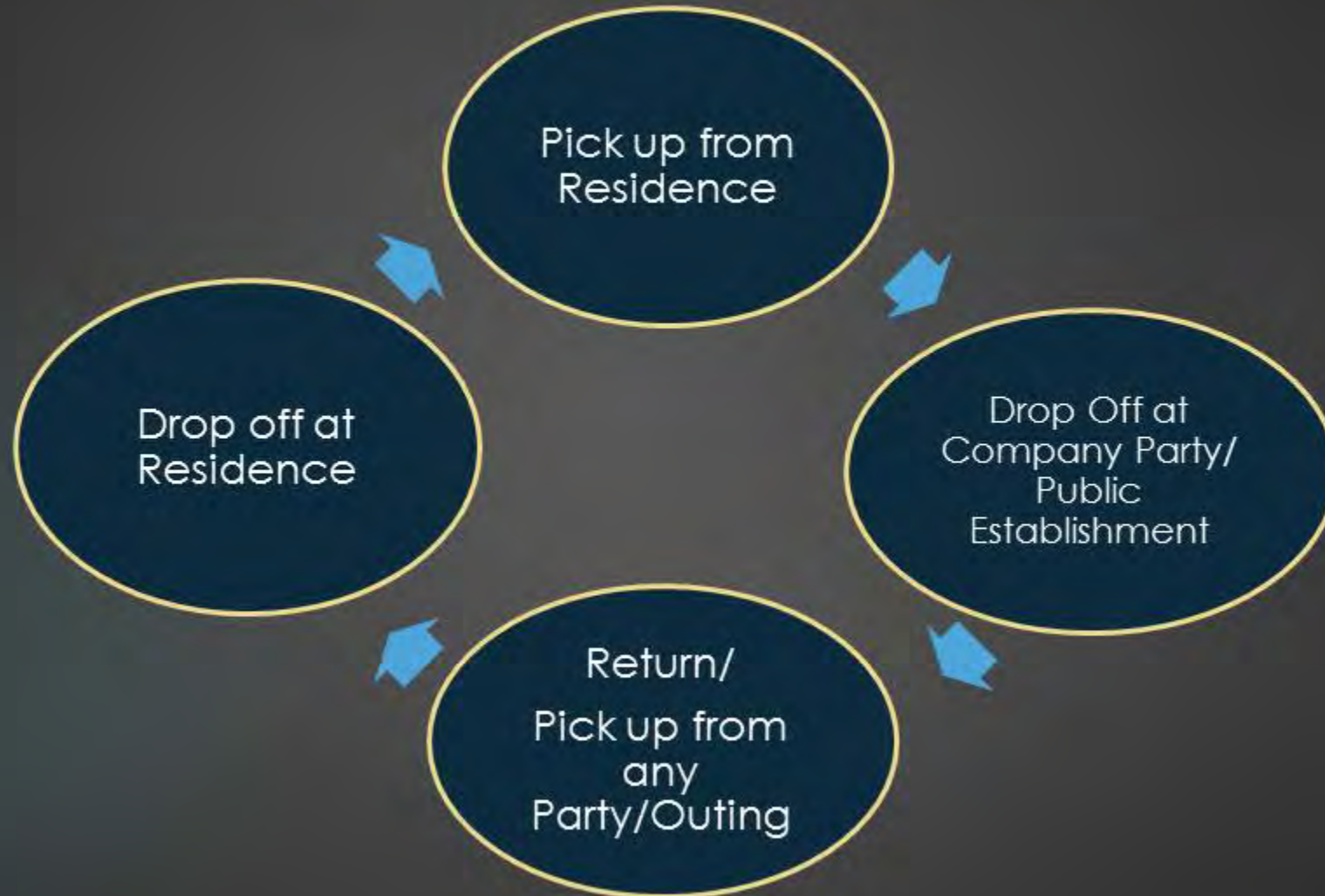


Friday and Saturday Nights 6:00pm - 2:00am Thanksgiving - New Year's Eve



(575) 391-2982

Services Provided





Operating Costs

Drivers/Travel

- County Employees, 2 person crews – up to 3 crews
- Overtime at current hourly rate
- Fuel for shuttles and department vehicles

Dispatch/ Answering Service

- \$95 rate for entire Service run
- Both English and Spanish speakers available to answer calls

Advertising

- Newspapers – A total of 12 ads in all 3 area papers.
- Radio – A total of 815 spots running on 9 local stations. IN addition to approx. 4 live interviews.
- Vehicles – “Taxi” decals
- Posters – 150+ placed in local areas businesses in Lea County.

Feedback

12



Patrons who use
Topsy Taxi

receive a card with instructions on

how to take a brief on-line survey of their experience
and provide their comments on how we may better
our services.

Survey link is also provided on the Lea County
website and the DWI Program Facebook page.

Tipsy Taxi Survey

Lea County's Designated Driver Service



PLEASE ENTER URL BELOW FOR SURVEY

<http://www.surveygizmo.com/s3/3994266/Tipsy-Taxi>

13



Lea County DWI Program

Thank you for helping
Keep Lea County Safe!

We appreciate your support and please tell us
what you think by completing our survey on the
opposite side of this card.

1019 E Bender Blvd - Hobbs, NM

575-391-2957



Survey Results...

Services to date

Future Goals



The Lea County DWI Program is working on the possibility of providing this service at all Lea County Event Center concerts where alcohol is sold.

Just one more endeavor in protecting our communities.

Tipsy Taxi

Lea County's Designated Driver Service



Friday and Saturday Nights 6:00pm - 2:00am Thanks

 (575)391-2982

Tipsy Taxi

El Servicio de Conductor Designado del Condado Lea



Viernes y Sabado 6:00pm - 2:00am
Dia de Accion de Gracias - Vispera de Año Nuevo

 (575)391-2982

DRIVE SOBER | LEA COUNTY





**LEA COUNTY BOARD OF COUNTY COMMISSIONERS
AGENDA ITEM SUMMARY FORM**

LCBCC Meeting Date: Thursday, December 14, 2017

Submit this summary form & all attachments to the Finance Director clow@leacounty.net & cc the Executive Coordinator ssout@leacounty.net by: **November 28, 2017**

County Manager Approval (mgallagher@leacounty.net) required for all time sensitive issues that do not meet the above deadline.

DATE SUBMITTED mm-dd-yyyy: 12/13/2017	SUBMITTED BY Name/Title/Dept: Kelly Ford, DWI/Probation
SUBJECT: DWI/Probation Activity	ATTACHMENT(S): PowerPoint
NO. OF ORIGINALS FOR SIGNATURE: 00 ***Select One** 00 ***Select One** 00 ***Select One**	ACTION REQUESTED: Discussion Item

STRATEGIC PLAN Implementation of 5 Year Strategic Plan:

SUMMARY:

Requested Items Needed for Presentation Easels/Laptop/Projector/Etc.: Easel <input type="checkbox"/> Laptop <input checked="" type="checkbox"/> Projector <input checked="" type="checkbox"/> Other: _____ <small>If checked; how many:</small>	See Additional Summary Attached <input type="checkbox"/>
---	--

SUBMITTER'S RECOMMENDATION(S): Submitted 12/13/2017 Discussion Only	Submitter's Signature Department Director, Etc.
--	--

FINANCE REVIEW Fiscal Impact/Cost: ByPass Finance Review	Reviewed by Finance Director ByPass Finance Review <small>Digitally signed by ByPass Finance Review DN: cn=ByPass Finance Review, o=Lea County Government, ou=Finance, email=ssout@leacounty.net, c=US Date: 2017.12.13 10:16:04 -0700</small>
---	--

LEGAL REVIEW: ByPass Legal Review (Note: Travel does not need legal review)	Reviewed by County Attorney ByPass Legal Review <small>Digitally signed by ByPass Legal Review DN: cn=ByPass Legal Review, o=Lea County Government, ou=Legal, email=ssout@leacounty.net, c=US Date: 2017.12.13 10:16:14 -0700</small>
---	---

COUNTY MANAGER REVIEW:	Approved by County Manager to be Placed on Agenda <i>Mgallagher</i> 12-13-2017
------------------------	--

Item 0302	RECORDING SECRETARY'S USE ONLY - COMMISSION ACTION TAKEN	
Approved: _____	Denied: _____	Other: Discussion Only
Resolution No. _____	Policy No. _____	Ordinance No. _____
Continued To: _____	Referred To: _____	Comments: _____

Lea County

DEC 14 2017

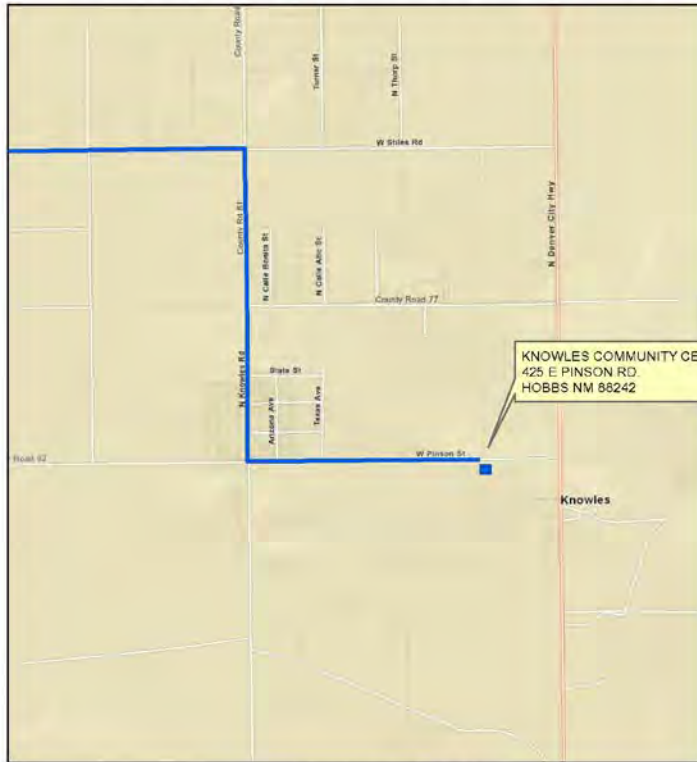
LCBCC Meeting

Discussion of Knowles Community Center.

Lea County Knowles Community Center

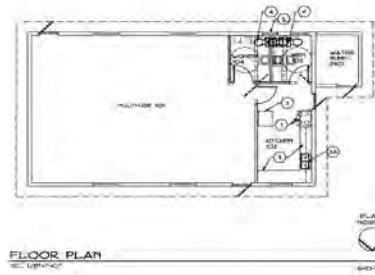


KNOWLES COMMUNITY CENTER VICINITY MAP



KNOWLES COMMUNITY CENTER
425 E PINSON RD
HOBBS NM 88242

1. Head south on N Main Ave toward Ave D 0.3 mi
 2. Continue onto NM-18 S/N Lovington Hwy 7.6 mi
 3. Turn left at Co Rd 78/W Stiles Rd 7.5 mi
 4. Turn right at Co Rd 73/N Knowles Rd 1.0 mi
 5. Turn left at Co Rd 82/W Pinson St .06 mi
- Destination will be on the right Total 17.0 mi



FLOOR PLAN

ROOM	ROOM NAME	FINISH	DATE	REMARKS
1	REAR OFFICE	1. WALL: GYP BOARD	1.1.1	
2	REAR OFFICE	2. FLOOR: POLISHED CONCRETE	2.1.1	
3	REAR OFFICE	3. CEILING: POP	3.1.1	
4	REAR OFFICE	4. DOOR: 6'0" x 2'0" WOOD	4.1.1	
5	REAR OFFICE	5. WINDOW: 6'0" x 4'0" WOOD	5.1.1	

FINISH	DESCRIPTION	DATE	REMARKS
1	WALL: GYP BOARD	1.1.1	
2	FLOOR: POLISHED CONCRETE	2.1.1	
3	CEILING: POP	3.1.1	
4	DOOR: 6'0" x 2'0" WOOD	4.1.1	
5	WINDOW: 6'0" x 4'0" WOOD	5.1.1	

REMARKS

1. VERIFY EXISTING FINISHES AND CONDITIONS BEFORE WORK BEGINS. ALL WORK SHALL BE ACCORDING TO THE SPECIFICATIONS AND CONDITIONS OF THE CONTRACT DOCUMENTS. MATERIALS SHALL BE APPROVED BY THE ARCHITECT BEFORE INSTALLATION.

PLAN LEGEND

- EXISTING CONSTRUCTION REMAINS
- EXISTING CONSTRUCTION REMOVED
- NEW DRYWALL CONSTRUCTION
- EXISTING DOOR & FRAME REMOVED
- EXISTING DOOR & FRAME REMAINS
- NEW DOOR & FRAME

GENERAL NOTES

1. ALL WORK SHALL BE ACCORDING TO THE SPECIFICATIONS AND CONDITIONS OF THE CONTRACT DOCUMENTS. MATERIALS SHALL BE APPROVED BY THE ARCHITECT BEFORE INSTALLATION. ALL WORK SHALL BE ACCORDING TO THE SPECIFICATIONS AND CONDITIONS OF THE CONTRACT DOCUMENTS. MATERIALS SHALL BE APPROVED BY THE ARCHITECT BEFORE INSTALLATION.

KEYED NOTES

1. VERIFY EXISTING FINISHES AND CONDITIONS BEFORE WORK BEGINS. ALL WORK SHALL BE ACCORDING TO THE SPECIFICATIONS AND CONDITIONS OF THE CONTRACT DOCUMENTS. MATERIALS SHALL BE APPROVED BY THE ARCHITECT BEFORE INSTALLATION.

KNOWLES COMMUNITY CENTER
INTERIOR RENOVATIONS
TESKE ARCHITECTS

**OPINION OF PROBABLE COST
for
Renovations at Knowles Community Center**

July 27, 2017

PRELIMINARY SITE WORK	\$ 1,565
DEMOLITION	\$ 5,700
INTERIOR CONSTRUCTION	\$ 40,740
	\$ 48,005
CONTINGENCIES/INFLATION @ 15%	\$ 7,200
	\$ 55,205
INSURANCE/BONDS @ 6%	\$ 3,310
	\$ 58,515
CONTRACTOR OH&P @ 10%	\$ 5,850
	\$ 64,365
NEW MEXICO GROSS RECEIPTS TAX @ 5.5% (current County tax rate)	\$ 3,540
	\$ 67,905
ARCHITECT/ENGINEER FEE ON \$64,365 @ 8% (includes tax at 6.8125%)	\$ 5,500
PROBABLE PROJECT COST	\$ 73,405
Alternative Alternate: Carpet Tile in Multi-Use	\$ 7,490
	\$ 80,895

Teske Architects
1000 N Turner St
Hobbs, NM 88240
575-393-0960



NOT TO SCALE

Discussion of Knowles Community Center.



Exterior Painting Complete




Discussion of Knowles Community Center.



*Interior Walls
Carpet over
block*



Discussion of Knowles Community Center.



*Kitchen
and
Bathrooms*



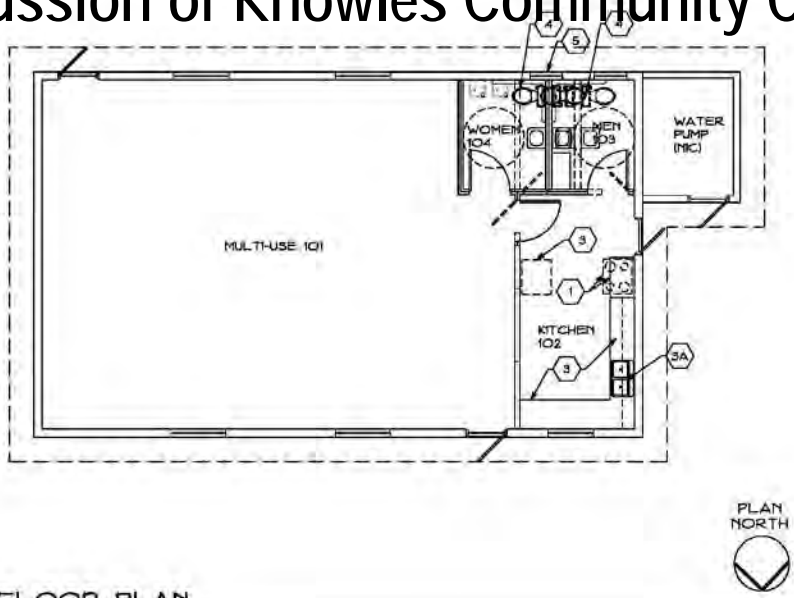
Discussion of Knowles Community Center.



*Ceiling
and
More Walls*



Discussion of Knowles Community Center.



FLOOR PLAN
SC. 1/8"=1'-0"



PLAN LEGEND

- EXISTING CONSTRUCTION REMAINS
- EXISTING CONSTRUCTION REMOVED
- NEW DRYWALL CONSTRUCTION
- EXISTING DOOR & FRAME REMOVED
- EXISTING DOOR & FRAME REMAINS
- NEW DOOR IN EXISTING FRAME

GENERAL NOTES

ALL CONSTRUCTION SHALL CONFORM TO THE LATEST EDITIONS OF THE IBC, IFC, UMC, UPC & NEC & ANSI LATEST EDITION INCLUDING THEIR STATE OF N.M. ADOPTED VERSIONS FOR THESE CODES/STANDARDS.

ALL AREAS AFFECTED BY THE WORK SHALL BE FULLY PROTECTED DURING THE COURSE OF THE WORK. ANY DAMAGED SURFACES SHALL BE REPAIRED TO THE ARCHITECT'S & OWNER'S APPROVAL.

SEE ROOM FINISHES SCHEDULE FOR RELATED NEW WORK IN ALL ROOMS. REMOVE EXISTING FLOORING & BASE BEFORE INSTALLING NEW FLOORING & BASE.

IN LIEU OF INSTALLING STANDARD VCT IN AREAS WHERE SCHEDULED ALLOW FOR INSTALLATION OF CARPET TILE AS ADDITIVE ALTERNATE AT THESE SPACES.

PREP EXISTING WALLS TO RECEIVE NEW FINISHES AS SCHEDULED.

PROVIDE A MINIMUM OF ONE ADA COMPLIANT PARKING SPACE & LOAD ZONE WITH HC PARKING SIGN ON POLE & HC SYMBOL PARTED ON PARKING LOT STALL. SURFACE & LOAD ZONE PAINT STRIPED. 20'x20' HC PARKING AREA TO BE PAVED WITH 2" THK ASPHALT ON 4" BASE COURSE.

ROOM FINISH SCHEDULE

ROOM NO.	ROOM NAME	FLOOR	BASE	NORTH WALL	SOUTH WALL	EAST WALL	WEST WALL	CEILING	CEILING SUFF. (SFT)	REMARKS
101	MULTI-USE	2	2	2	2	2	2	2	8'-10'	1
102	KITCHEN	2	2	2	2	2	2	2	8'-10'	
103	MEN	3	2	3	3	3	3	1	9'-4"	
104	WOMEN	3	2	3	3	3	3	1	9'-4"	

ROOM FINISHES

FLOOR	BASE	WALLS	CEILING
1. EXISTING	1. EXISTING	1. EXISTING	1. EXISTING-LATEX PAINT
2. STD. VCT	2. 4" COVERED VINYL	2. LATEX ENAMEL PAINT	2. 2x4' LAY-IN TYPE 1
3. SLIP-RESIST. VCT		3. 54" HIGH FRP WAINSCOT	

REMARKS

1. REMOVE EXISTING CARPET WAINSCOT & ADHESIVES FROM ALL WALLS THIS ROOM BEFORE REPAINTING WALLS AS SCHEDULED. GLUE & SCREW 3/4" GYP. BD. WAINSCOT AT HEIGHT TO COVER WHERE CARPET WAINSCOT HAS BEEN REMOVE. T&T GYP. BD. BEFORE PAINTING WALLS.

KEYED NOTES

1. REMOVE EXISTING ELECT. STOVE & 220V POWER OUTLET & INSTALL NEW ADA COMPLIANT PLAS. RESIN COUNTERTOP WORK SURFACE AT THIS AREA.
2. EXISTING REFRIGERATOR TO REMAIN.
3. EXISTING UPPER & BASE CABINETS TO REMAIN. REMOVE TOPS FROM BASE CABINETS & INSTALL NEW PLAS. RESIN TOPS. NEW 55 2-COMP. SINK AT 3A.
4. INSTALL NEW ADA COMPLIANT PLUMBING FIXTURES IN THIS ROOM.
5. REMOVE EXISTING WINDOW AND INFILL. OPENING ON BOTH SIDES OF WALL TO MATCH ADJACENT SURFACES.

Discussion of Knowles Community Center.



OPINION OF PROBABLE COST for Renovations at Knowles Community Center

July 27, 2017

SITE WORK	\$ 1,565
DEMOLITION	\$ 5,700
INTERIOR CONSTRUCTION	\$ 40,740
	<u>\$ 48,005</u>
CONTINGENCIES/INFLATION @ 15%	\$ 7,200
	<u>\$ 55,205</u>
INSURANCE/BONDS@ 6%	\$ 3,310
	<u>\$ 58,515</u>
CONTRACTOR OH&P @ 10%	\$ 5,850
	<u>\$ 64,365</u>
NEW MEXICO GROSS RECEIPTS TAX @ 5.5% (current County tax rate)	\$ 3,540
	<u>\$ 67,905</u>
ARCHITECT/ENGINEER FEE ON \$64,365 @ 8% (includes tax at 6.8125%)	\$ 5,500
	<u>\$ 73,405</u>
PROBABLE PROJECT COST	\$ 73,405
<u>Additive Alternate: Carpet Tile in Multi-Use</u>	<u>\$ 7,490</u>
All \$ rounded to the nearest \$5	

Teske Architects
1000 N Turner St
Hobbs, NM 88240
575-393-0960



**LEA COUNTY BOARD OF COUNTY COMMISSIONERS
AGENDA ITEM SUMMARY FORM**

LCBCC Meeting Date: Thursday, December 14, 2017

Submit this summary form & all attachments to the Finance Director clow@leacounty.net & cc the Executive Coordinator sstout@leacounty.net by: **November 28, 2017**

County Manager Approval (mgallagher@leacounty.net) required for all time sensitive issues that do not meet the above deadline.

DATE SUBMITTED mm-dd-yyyy: 12/06/2017	SUBMITTED BY Name/Title/Dept: Erich Francke - Facilities Director - Facilities
SUBJECT: Knowles Community Center Improvements	ATTACHMENT(S):
NO. OF ORIGINALS FOR SIGNATURE: 00 ***Select One** 00 ***Select One** 00 ***Select One**	ACTION REQUESTED: Discussion Item
STRATEGIC PLAN Implementation of 5 Year Strategic Plan; Strategic Plan 3.3 - Infrastructure and facilities - and 3.5 Safety	
SUMMARY: Discussion of Knowles Community Center and the needed improvements that include ceiling, walls, floors, restrooms, kitchen and doors.	
Requested Items Needed for Presentation Easels/Laptop/Projector/Etc.: Easel <input type="checkbox"/> Laptop <input checked="" type="checkbox"/> Projector <input checked="" type="checkbox"/> Other: _____ <small>If checked; how many:</small>	See Additional Summary Attached <input type="checkbox"/>
SUBMITTER'S RECOMMENDATION(S): Submitted 12/11/2017 Facilities would like to move forward with the improvement plans	Submitter's Signature Department Director, Etc. Erich L. Francke <small>Digitally signed by Erich L. Francke DN: CN = Erich L. Francke email = efrancke@leacounty.net, C = US, O = Lea County OU = Facilities Date: 2017.12.08 15:42:00 -0700</small>
FINANCE REVIEW Fiscal Impact/Cost: Sent to Legal 12/11/2017 There is no financial impact to Lea County with this agenda discussion.	Reviewed by Finance Director Digitally signed by <i>Henry C Low Jr</i> Henry C Low Jr Date: 2017.12.11 11:21:00 -07'00'
LEGAL REVIEW: ByPass Legal Review (Note: Travel does not need legal review)	Reviewed by County Attorney ByPass Legal Review <small>Digitally signed by ByPass Legal Review DN: cn=ByPass Legal Review, o=Lea County Government, ou=Legal, email=sstout@leacounty.net, c=US Date: 2017.12.13 15:58:13 -0700</small>
COUNTY MANAGER REVIEW:	Approved by County Manager to be Placed on Agenda <i>CM 9/1</i> 12-13-2017
Item 0303 RECORDING SECRETARY'S USE ONLY - COMMISSION ACTION TAKEN	
Approved: _____	Denied: _____
Resolution No. _____	Policy No. _____
Continued To: _____	Referred To: _____
Other: Discussion Only _____	
Ordinance No. _____	
Comments: _____	

Lea County
DEC 14 2017
LCBCC Meeting



Lea County Financial Report

For Month ending October 31, 2017



Revenue vs. Expenditure

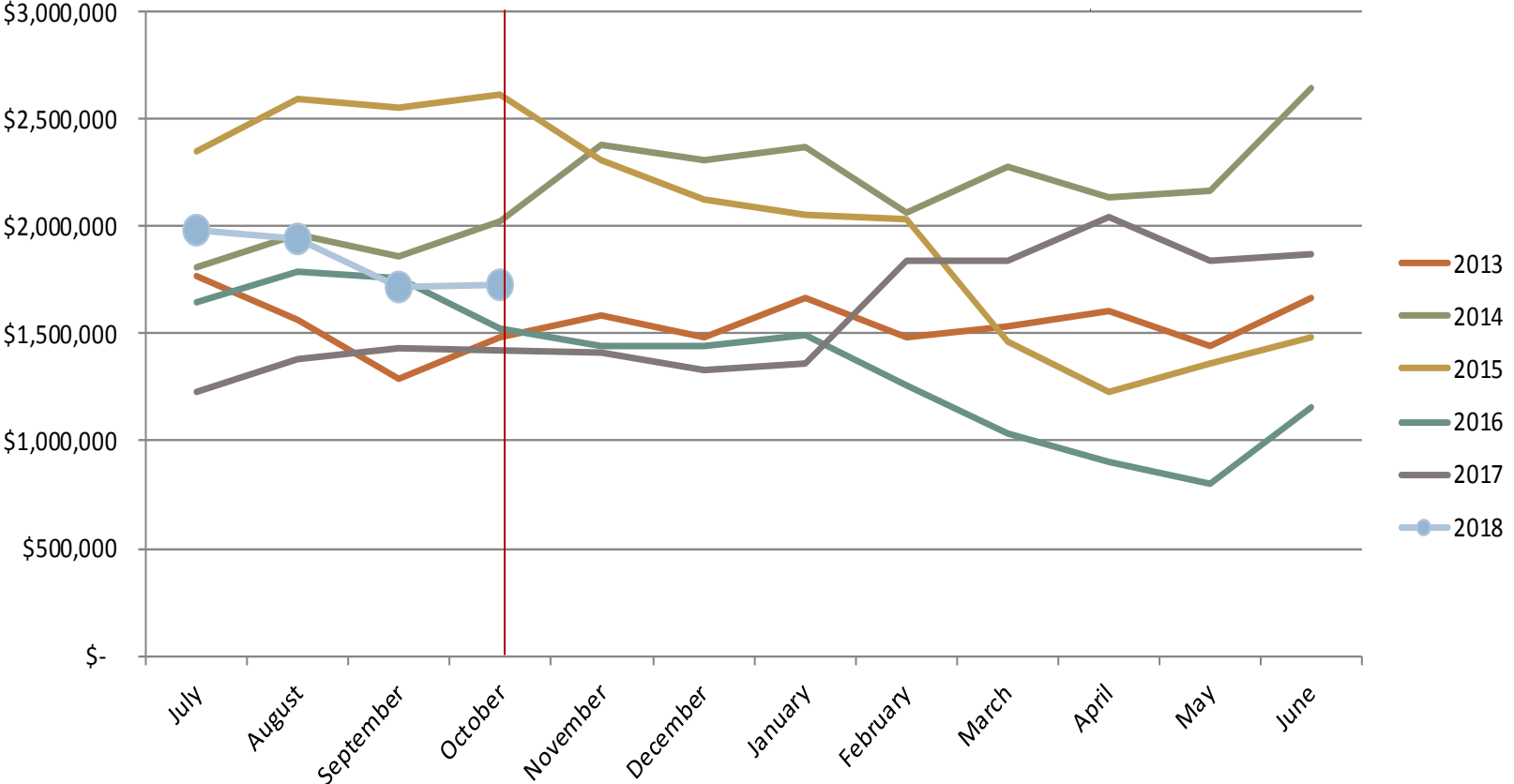
For the year ending October 31, 2017

Fund Type	Revenues	Expenditures	Cash Increase (Decrease)
Unrestricted Funds	\$ 8,475,990	\$ 7,685,936	\$ 790,054
Special Revenue Funds	\$ 4,871,726	\$ 7,411,951	\$ (2,540,225)
Designated Funds	\$ 554,263	\$ 7,068,772	\$ (6,514,509)
Debt Service Fund	\$ 1,689,829	\$ -	\$ 1,689,829
Enterprise Fund	\$ -	\$ 513	\$ (513)
Trust Funds	\$ 2,617,268	\$ 2,429,983	\$ 187,284
Total	\$ 18,209,077	\$ 24,597,155	\$ (6,388,078)



Oil & Gas Production Revenue

36.0% of Budget - \$7,367,392

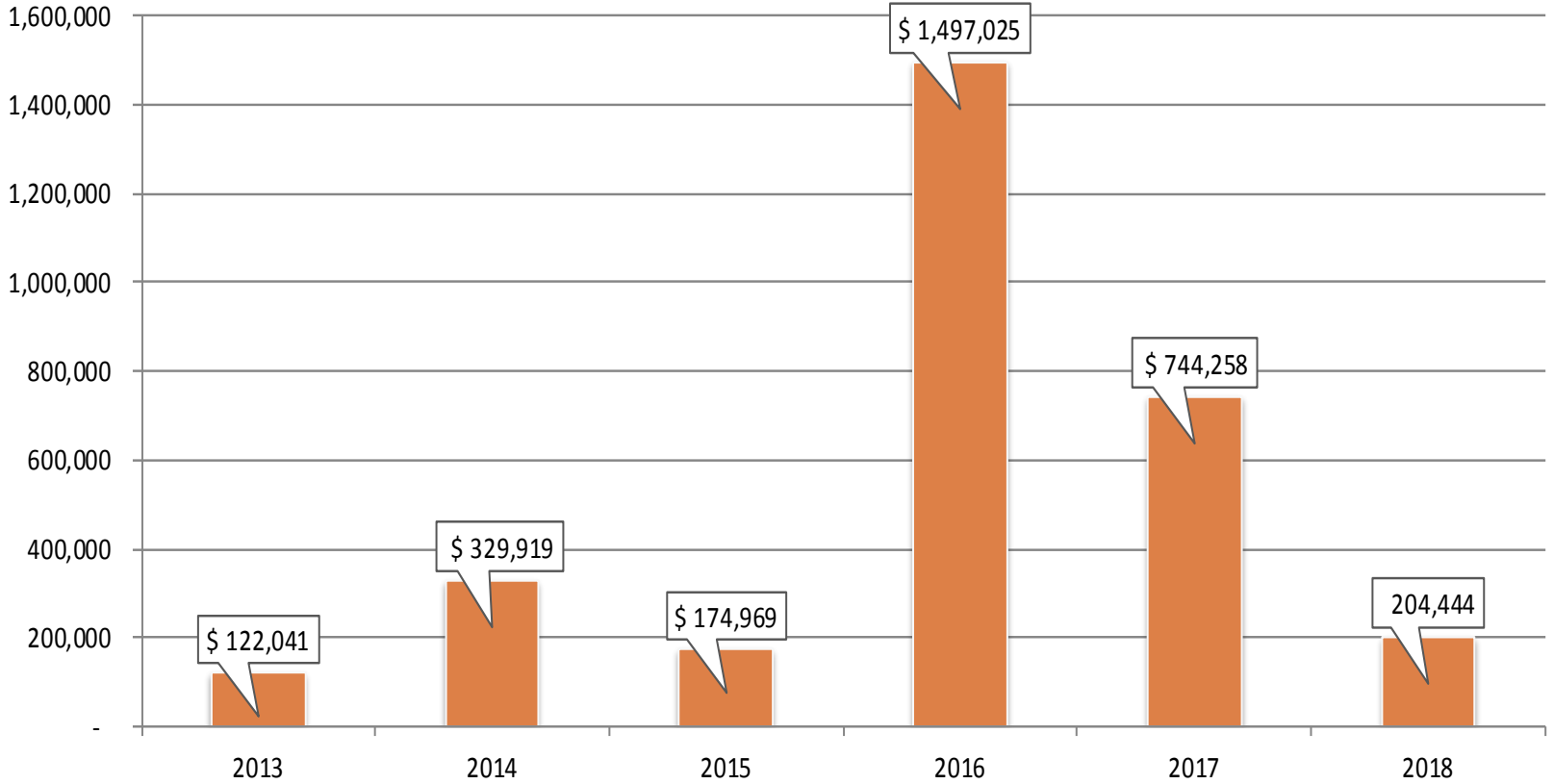




Property Tax Revenue

1.3% of Budget

Year to Date Comparison



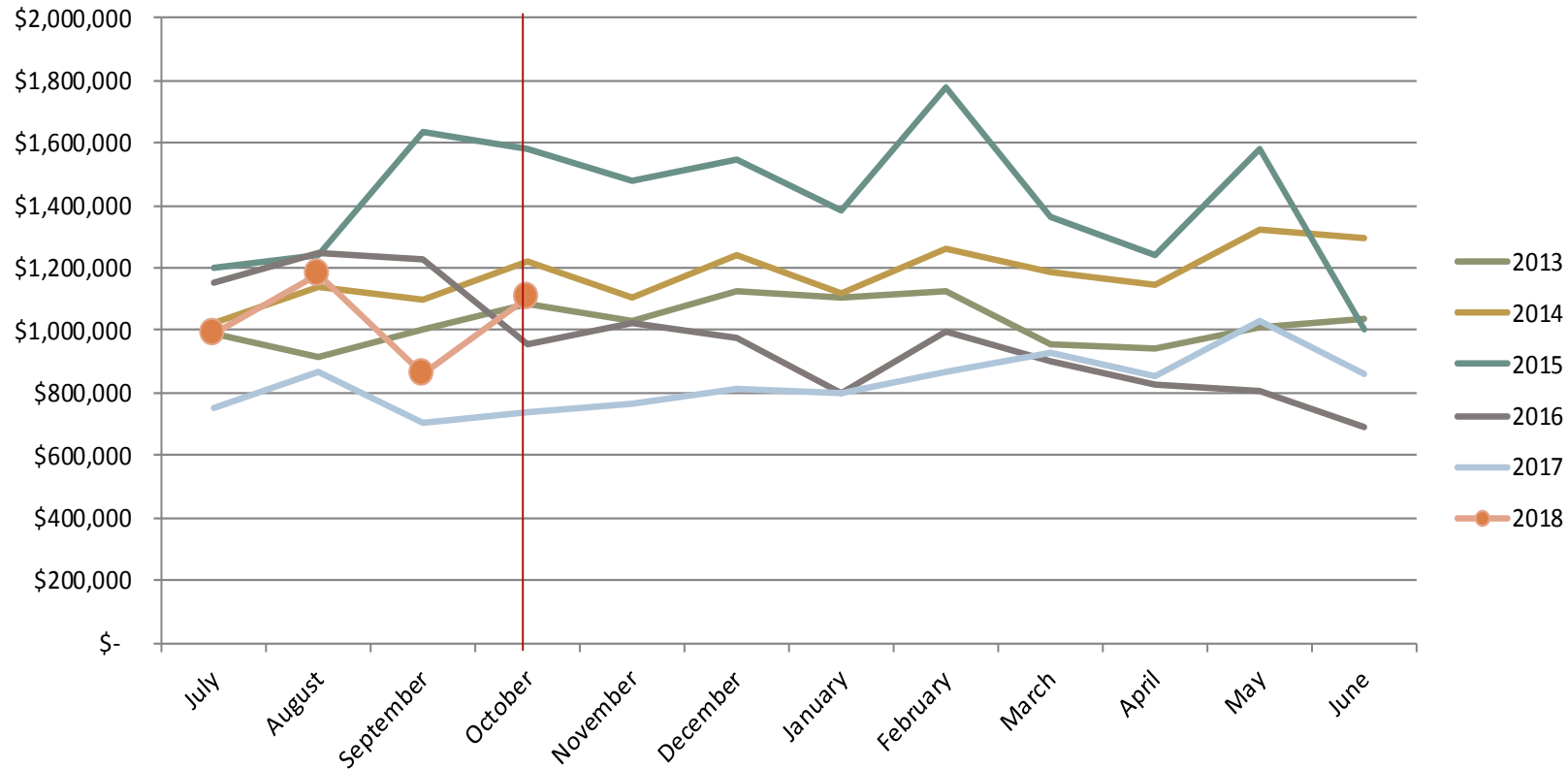


Gross Receipts Tax – All Sources

42.2% of Budget

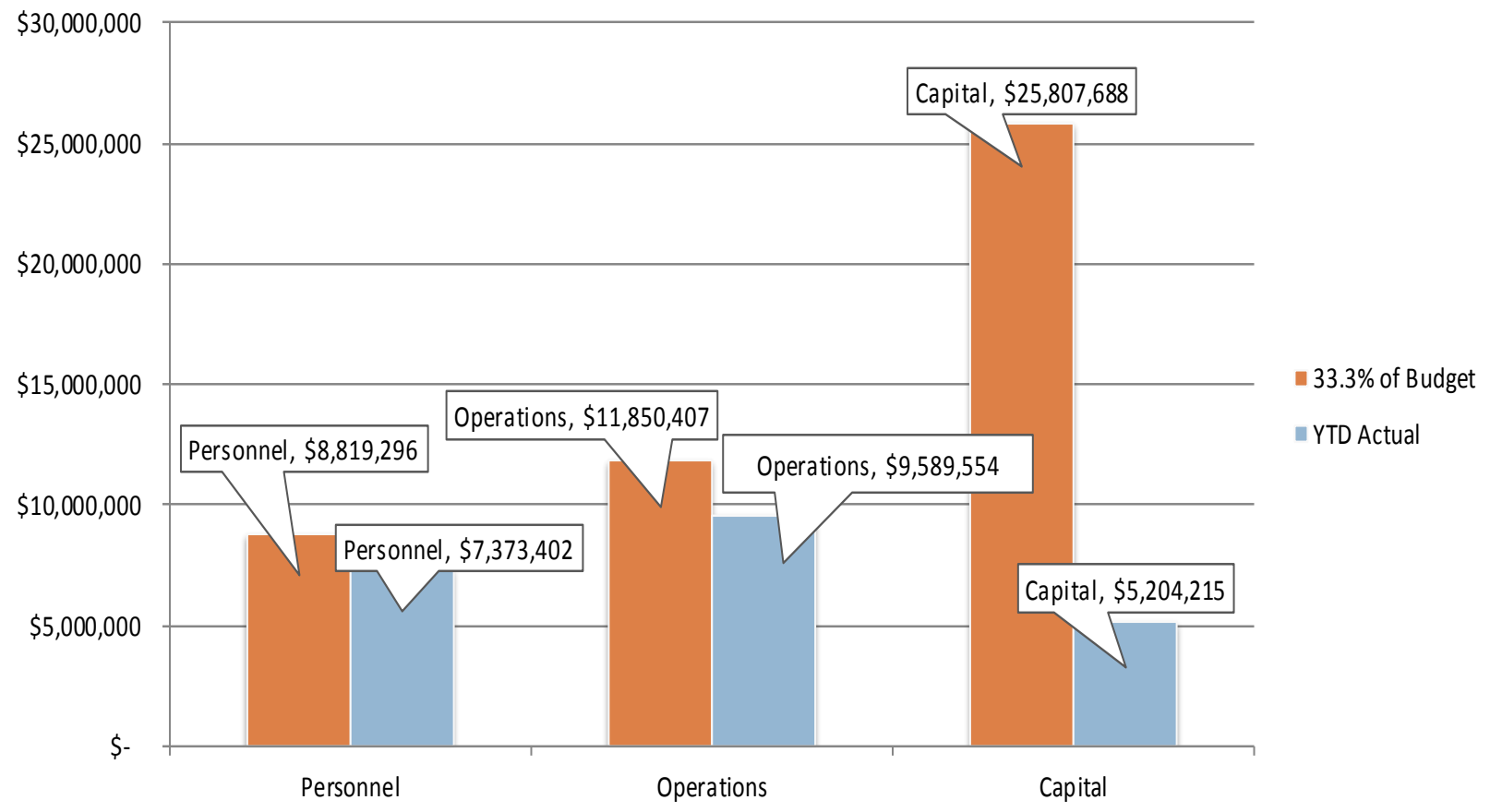
Indigent GRT \$1,688,802 Debt Service GRT \$1,688,802

Environmental GRT \$751,944





Expenditures – Year to Date – 15.9%





**LEA COUNTY BOARD OF COUNTY COMMISSIONERS
AGENDA ITEM SUMMARY FORM**

LCBCC Meeting Date: Thursday, December 14, 2017

Submit this summary form & all attachments to the Finance Director clow@leacounty.net & cc the Executive Coordinator stout@leacounty.net by: **November 28, 2017**

County Manager Approval (mgallagher@leacounty.net) required for all time sensitive issues that do not meet the above deadline.

DATE SUBMITTED mm-dd-yyyy: 12/05/2017	SUBMITTED BY Name/Title/Dept: Chip Low
SUBJECT: October 2017 Finance Report	ATTACHMENT(S): 1.) October 2017 Finance Report
NO. OF ORIGINALS FOR SIGNATURE: 00 ***Select One** 00 ***Select One** 00 ***Select One**	ACTION REQUESTED: Discussion Item
STRATEGIC PLAN Implementation of 5 Year Strategic Plan: The information in the financial report meets the goals in Section 3.1 on Accountability which is "Lea County is responsible for the public's tax dollars in a fiscally conservative and transparent manner". Performance measures met include 3.1.1, 3.1.2 and 3.1.4.	
SUMMARY: Review and discussion of the October 2017 Finance Report.	
Requested Items Needed for Presentation Easels/Laptop/Projector/Etc.: Easel <input type="checkbox"/> Laptop <input checked="" type="checkbox"/> Projector <input checked="" type="checkbox"/> Other: _____ <small>If checked, how many:</small>	See Additional Summary Attached <input type="checkbox"/>
SUBMITTER'S RECOMMENDATION(S): Submitted 12/05/2017 For review and discussion.	Submitter's Signature Department Director, Etc. Digitally signed by Henry C. Low Jr Date: 2017.12.05 10:54:41 -07'00'
FINANCE REVIEW Fiscal Impact/Cost: Sent to Manager 12/05/2017 Submitted by Finance	Reviewed by Finance Director Submitted By Finance Digitally signed by Submitted By Finance DN: cn=Submitted By Finance, o=Lea County Government, ou=Finance, email=stout@leacounty.net, c=US Date: 2017.12.13 17:52:41 -07'00'
LEGAL REVIEW: ByPass Legal Review (Note: Travel does not need legal review)	Reviewed by County Attorney ByPass Legal Review Digitally signed by ByPass Legal Review DN: cn=ByPass Legal Review, o=Lea County Government, ou=Legal, email=stout@leacounty.net, c=US Date: 2017.12.13 17:52:41 -07'00'
COUNTY MANAGER REVIEW:	Approved by County Manager to be Placed on Agenda Digitally signed by Sandra J. Stout-Billo DN: cn=Sandra J. Stout-Billo, o=Lea County Government, ou=Executive, email=stout@leacounty.net, c=US Date: 2017.12.13 17:53:02 -07'00'
Item 0304 RECORDING SECRETARY'S USE ONLY - COMMISSION ACTION TAKEN	
Approved: _____ Resolution No. _____ Continued To: _____	Denied: _____ Policy No. _____ Referred To: _____
Other: <u>Discussion Only</u> _____ Ordinance No. _____ Comments: _____	



Finance Department

October 2017

Table of Contents

Section 1: Financial Reports

- **Income Statement**
- **Detailed Revenue & Expenditure Report**
- **Discretionary Cash Report**
- **Monthly Revenue & Expenditure Report**
- **Reconciliation of Discretionary Cash to Budgeted Transfers**

Section 2: Activity Reports

- **Accounts Payable**
- **Contract Administration**

Section 3: Vehicle Report

Lea County
Revenue vs Expenditures
For the month ending October 31, 2017

County Funds

<u>REVENUES</u>	<u>Budget</u>	<u>Actual</u>	<u>Pct Rec'd</u>	<u>Pct of Yr</u>
Oil and Gas Production & Equip	\$ 23,768,309	\$ 7,390,838	31.1%	33.3%
Property taxes & PILT	\$ 19,826,142	\$ 204,444	1.0%	33.3%
Gross receipts tax (all sources)	\$ 9,793,323	\$ 4,129,548	42.2%	33.3%
Grants (all sources)	\$ 14,790,545	\$ 1,099,792	7.4%	33.3%
Care of prisoners (all sources)	\$ 2,269,935	\$ 554,263	24.4%	33.3%
Other Revenue	\$ 4,816,744	\$ 2,212,924	45.9%	33.3%
Subtotal County Funds	\$ 75,264,998	\$ 15,591,809	20.7%	33.3%

<u>EXPENDITURES</u>	<u>Budget</u>	<u>Actual</u>	<u>Pct Exp'd</u>	<u>Pct of Yr</u>
Salaries, wages & benefits	\$ 26,457,889	\$ 7,373,402	27.9%	33.3%
Operations	\$ 35,551,220	\$ 9,589,554	27.0%	33.3%
Capital Outlay	\$ 77,423,065	\$ 5,204,215	6.7%	33.3%
Subtotal County Funds	\$ 139,432,174	\$ 22,167,172	15.9%	33.3%

YTD Revenues over Expenditures **\$ (6,575,363)**

Trust & Agency Funds

<u>REVENUES/EXPENDITURES</u>	<u>Budget</u>	<u>Actual</u>	<u>Pct Rec'd</u>	<u>Pct of Yr</u>
All Sources	\$ 7,264,135	\$ 2,617,268	36.0%	33.3%
All Expenditures	\$ 7,465,364	\$ 2,429,983	32.6%	33.3%
YTD Revenues over Expenditures		\$ 187,284		

All Funds

<u>REVENUES/EXPENDITURES</u>	<u>Budget</u>	<u>Actual</u>	<u>Rec'd/Exp'd</u>	<u>Pct of Yr</u>
Total County Revenues	\$ 82,529,133	\$ 18,209,077	22.1%	33.3%
Total County Expenditures	\$ 146,897,538	\$ 24,597,155	16.7%	33.3%
YTD Revenues over Expenditures		\$ (6,388,078)		

All Funds - Beginning Cash 07/01/17 **\$ 86,993,614**

General Fund - Beginning cash 07/01/2017	67,453,016
General Fund - Revenues over Expenditures	790,054
General Fund - Transfers In/(Out)	(9,182,333)
General Fund - Cash Balance as of 10/31/2017	59,060,738

Designated Funds - Beginning Cash 07/01/2017	10,343,214
Designated Funds - Revenues over Expenditures	(7,365,417)
Designated Funds - Transfers In/(Out)	9,182,333
Designated Funds - Cash Balance as of 10/31/2017	12,160,129

Trust and Agency Funds - Beginning Cash 07/01/2017	9,197,384
Trust and Agency Funds - Revenues over Expenditures	187,284
Trust and Agency - Transfers In/(Out)	-
Trust and Agency Funds - Cash Balance as of 10/31/2017	9,384,668

All Funds - Cash Balance as of 10/31/2017 **80,605,536**

(Unaudited - for management's use only)

LEA COUNTY, NEW MEXICO
Expenditure Report
Fiscal Year - As of October 31, 2017

FY 2016/2017 **FY 2017/2018**

Fund	Final Adjusted Budget	Year to Date Expended	Percentage of Budget Expended	Adjusted Budget	Year to Date Expended	Percentage of Budget Expended	CY vs PY \$ Change	CY vs PY % Change
	12 months	4 months	33% of Yr	12 months	4 months	33% of Yr	Δ	Δ
UNRESTRICTED FUNDS								
<i>(GENERAL, CAPITAL & DETENTION FUNDS)</i>								
Salaries and Benefits	21,377,024	6,201,212	29%	19,976,525	5,789,072	29%	(412,140)	-7%
Operations:								
Community Agency Support	163,000	22,094	14%	187,500	17,375	9%	(4,719)	-21%
Local Government Support	2,139,000	303,000	14%	1,751,500	324,250	19%	21,250	7%
Economic Development	2,304,000	444,341	19%	2,584,232	261,561	10%	(182,780)	-41%
LCCA	1,941,607	748,648	39%	1,694,130	480,965	28%	(267,684)	-36%
Other	12,651,983	3,918,232	31%	10,854,339	3,666,419	34%	(251,813)	-6%
Subtotal Operations	19,199,590	5,436,315	28%	17,071,701	4,750,570	28%	(685,745)	-13%
Capital Projects and Equipment	54,239,257	1,837,686	3%	63,344,861	4,215,066	7%	2,377,381	129%
TOTAL UNRESTRICTED FUNDS	94,815,871	13,475,213	14%	100,393,087	14,754,708	15%	1,279,495	9%
RESTRICTED FUNDS								
Special Revenue Funds								
Road	10,617,579	2,654,693	25%	11,316,196	2,078,477	18%	(576,216)	-22%
Special Revenue - GRT	12,096,191	3,738,718	31%	8,836,237	1,919,881	22%	(1,818,837)	-49%
Special Revenue - Other	20,798,545	738,556	4%	14,592,789	2,712,085	19%	1,973,529	267%
Grants	4,817,365	1,245,765	26%	3,074,219	701,507	23%	(544,257)	-44%
Total Special Revenue Funds	48,329,680	8,377,732	17%	37,819,441	7,411,951	20%	(965,781)	-12%
Debt Service	871,620	-	0%	871,212	-	0%	-	N/A
Enterprise Fund	380,652	33,669	9%	348,434	513	0%	(33,157)	-98%
Funds Held In Trust	9,186,717	1,797,446	20%	7,465,364	2,429,983	33%	632,537	35%
TOTAL RESTRICTED FUNDS	58,768,669	10,208,847	17%	46,504,451	9,842,447	21%	(366,400)	-4%
TOTAL ALL FUNDS	153,584,540	23,684,060	15%	146,897,538	24,597,155	17%	913,095	4%

(Unaudited - for management's use only)

LEA COUNTY, NEW MEXICO
Revenue Report
Fiscal Year - As of October 31, 2017

FY 2016/2017 **FY 2017/2018**

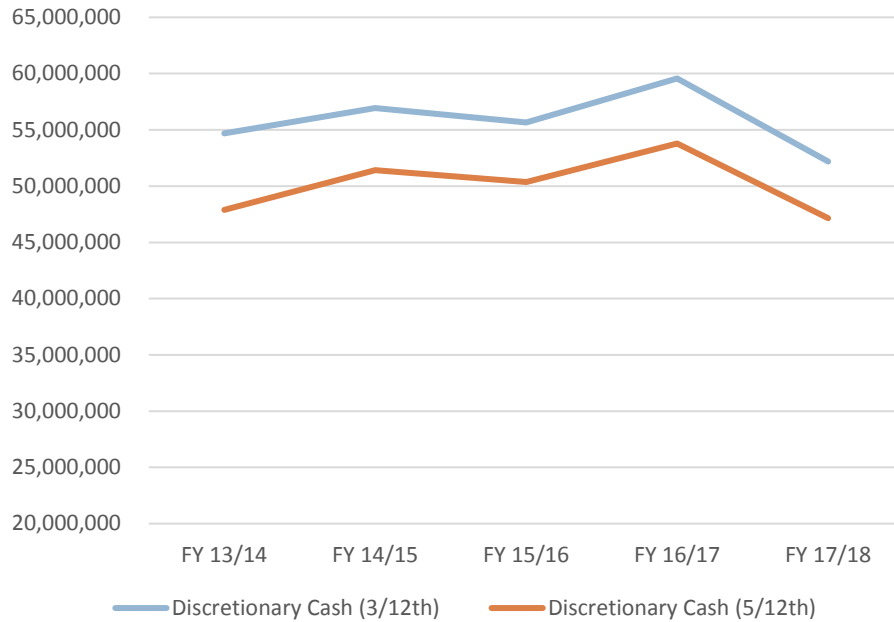
Fund	FY 2016/2017			FY 2017/2018			Percentage of	CY vs PY \$ Change	CY vs PY % Change
	Final Budget	Year to Date Received	Percentage of Budget Collected	Budget	Year to Date Received	Budget Collected	Budget Collected		
	12 months	4 months	33% of Yr	12 months	4 months	33% of Yr		Δ	Δ
UNRESTRICTED FUNDS									
<i>(GENERAL, CAPITAL & DETENTION FUNDS)</i>									
Tax Revenue									
Oil and Gas Production	14,185,718	5,462,732	39%	20,468,483	7,367,392	36%		1,904,660	35%
Oil and Gas Equipment	4,867,466	1,216	0%	3,299,826	23,446	1%		22,230	1828%
Property Tax- Current	16,233,509	136,175	1%	15,744,576	-	0%		(136,175)	-100%
Property Tax - Delinquent	677,035	608,083	90%	600,000	204,444	34%		(403,639)	-66%
Motor Vehicle Tax	250,000	70,541	28%	250,000	70,881	28%		340	0%
PILT - Federal and Local	3,451,766	285,000	8%	3,481,566	-	0%		(285,000)	-100%
Subtotal tax revenue	39,665,494	6,563,748	17%	43,844,451	7,666,163	17%		1,102,416	17%
Sales, Services, Activities Revenue									
Detention	2,364,800	822,953	35%	2,269,935	554,263	24%		(268,690)	-33%
Fairgrounds	-	-	N/A	-	-	N/A		-	N/A
Event Center	-	-	N/A	-	-	N/A		-	N/A
Subtotal Sales, Services, Activities	2,364,800	822,953	35%	2,269,935	554,263	24%		(268,690)	-33%
Grants									
Federal	40,785	-	0%	17,000	-	0%		-	N/A
State	562,393	451,899	80%	5,000	15,670	313%		(436,229)	-97%
Other	3,000,000	-	0%	3,000,000	-	0%		-	N/A
Subtotal Grants	3,603,178	451,899	13%	3,022,000	15,670	1%		(436,229)	-97%
Other	1,875,751	963,704	51%	1,261,275	794,157	63%		(169,547)	-18%
TOTAL UNRESTRICTED FUNDS	47,509,223	8,802,304	19%	50,397,661	9,030,254	18%		227,950	3%
Net Transfers	-	(96,664)		-	(3,810,040)	N/A		(3,713,376)	3842%
After Transfers	47,509,223	8,705,640	18%	50,397,661	5,220,214	10%		(3,485,426)	-40%
RESTRICTED FUNDS									
Special Revenue Funds									
Special Revenue - GRT	5,896,848	1,769,803	30%	5,725,347	2,440,746	43%		670,943	38%
Special Revenue - Other	2,304,819	931,209	40%	3,305,319	1,346,857	41%		415,648	45%
Grants	17,804,734	2,092,688	12%	11,768,545	1,084,122	9%		(1,008,566)	-48%
Total Special Revenue Funds	26,006,401	4,793,700	18%	20,799,211	4,871,726	23%		78,025	2%
Net Transfers	-	96,664	N/A	-	3,810,040	N/A		3,713,376	3842%
After Transfers	26,006,401	4,890,364	19%	20,799,211	8,681,766	42%		3,791,401	78%
Debt Service GRT	4,448,500	1,291,581	29%	4,068,126	1,689,829	42%		398,248	31%
Net Transfers	-	-	N/A	-	-	N/A		-	N/A
After Transfers	4,448,500	1,291,581	29%	4,068,126	1,689,829	42%		398,248	31%
Enterprise Fund	5,000	-	0%	-	-	N/A		-	N/A
Net Transfers	-	-	N/A	-	-	N/A		-	N/A
After Transfers	5,000	-	0%	-	-	N/A		-	N/A
Funds Held in Trust	7,662,064	3,149,043	41%	7,264,135	2,617,268	36%		(531,775)	-17%
Net Transfers	-	-	N/A	-	-	N/A		-	N/A
After Transfers	7,662,064	3,149,043	41%	7,264,135	2,617,268	36%		(531,775)	-17%
TOTAL RESTRICTED FUNDS	38,121,965	9,234,324	24%	32,131,472	9,178,823	29%		(55,501)	-1%
Net Transfer	-	96,664	N/A	-	3,810,040	N/A		3,713,376	3842%
After Transfers	38,121,965	9,330,988	24%	32,131,472	12,988,863	40%		3,657,875	39%
TOTAL ALL FUNDS	85,631,188	18,036,628	21%	82,529,133	18,209,077	22%		172,448	1%

(Unaudited - for management's use only)

Discretionary Cash

10/31/2017

	FY 13/14	FY 14/15	FY 15/16	FY 16/17	FY 17/18
Ending Cash	64,887,620	65,262,660	63,648,152	67,453,016	59,060,738
Operational Budget	40,802,678	33,261,446	31,914,377	31,537,719	27,491,256
3/12th Reserve	10,200,670	8,315,362	7,978,594	7,884,430	6,872,814
Discretionary Cash (3/12th)	54,686,951	56,947,298	55,669,558	59,568,587	52,187,924
5.2/12th Reserve	17,001,116	13,858,936	13,297,657	13,666,345	11,912,878
Discretionary Cash (5/12th)	47,886,504	51,403,724	50,350,495	53,786,671	47,147,860

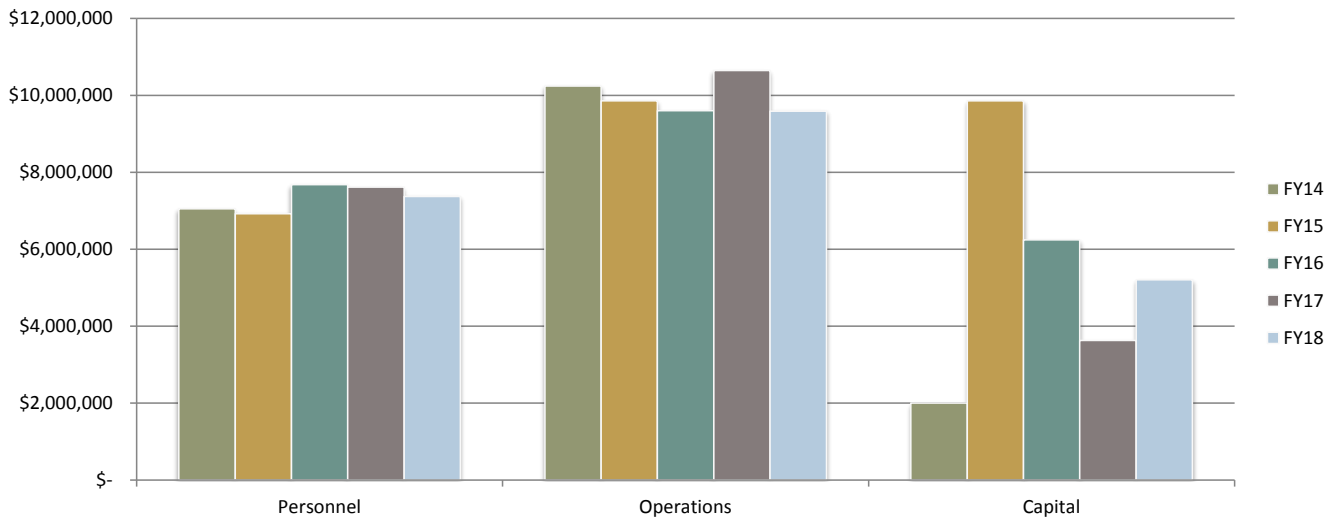
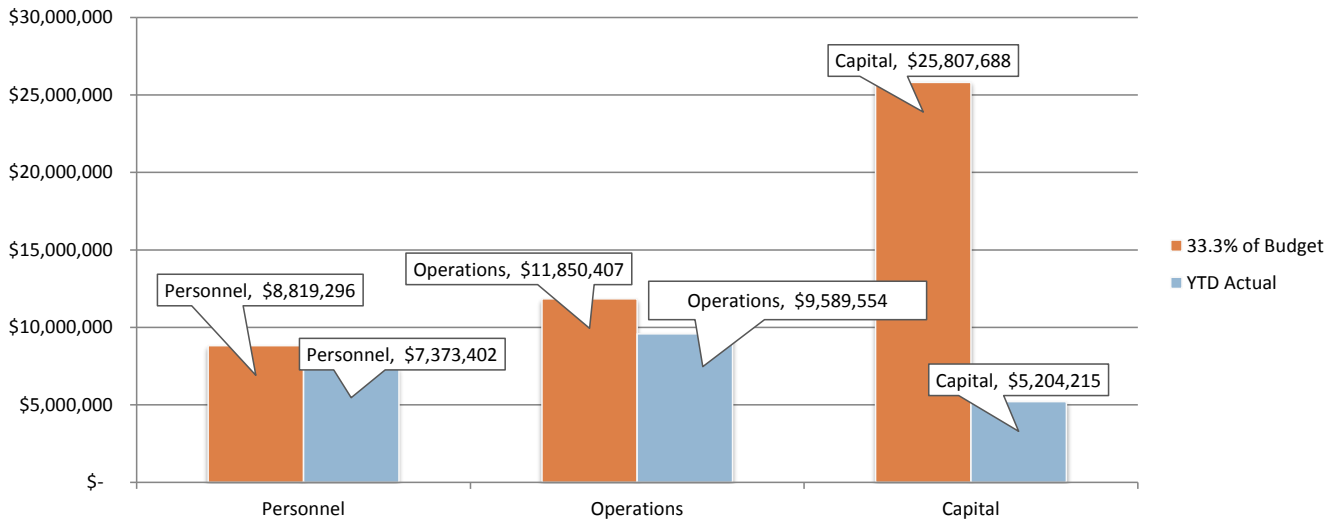


(Unaudited - for management's use only)

Lea County
General, Capital, Detention, Special Revenue, and Enterprise Fund Expenditures FY18

Historical Data

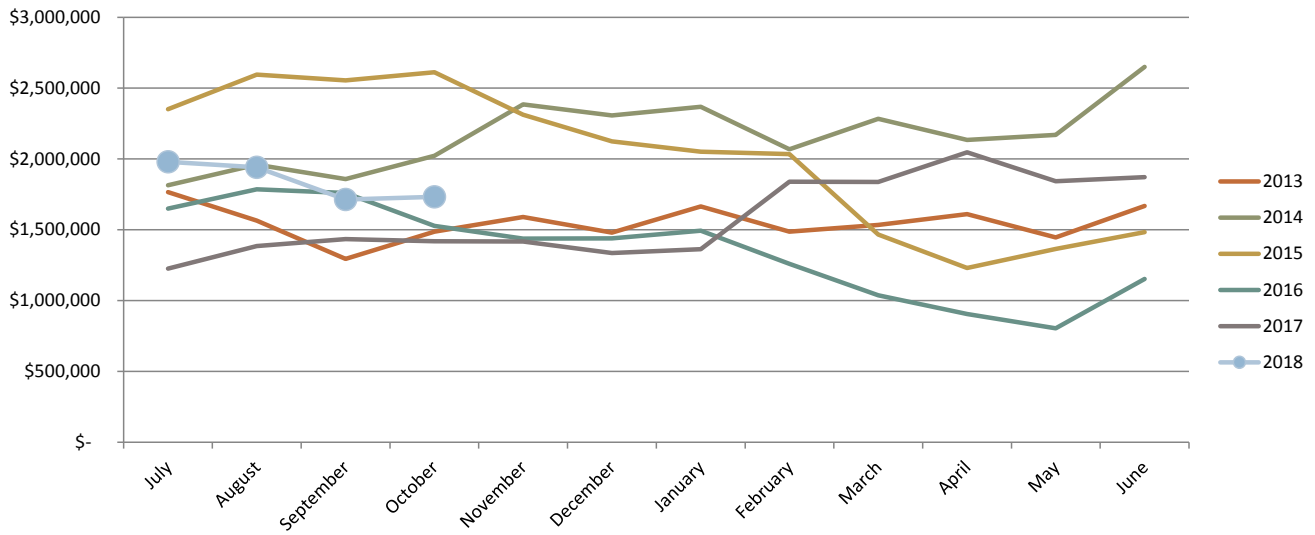
	Personnel	% Expn'd	Operations	% Expn'd	Capital	% Expn'd	Total	% Expn'd	% of Yr
Budget	\$ 26,457,889	100%	\$ 35,551,220	100%	\$ 77,423,065	100%	\$ 139,432,174	100%	100%
July	1,689,348	6.4%	3,077,993	8.7%	206,017	0.3%	4,973,358	3.6%	8.3%
August	1,930,949	7.3%	2,033,951	5.7%	1,925,215	2.5%	5,890,114	7.8%	16.7%
September	1,866,412	7.1%	2,252,165	6.3%	1,594,806	2.1%	5,713,382	11.9%	25.0%
October	1,886,694	7.1%	2,225,445	6.3%	1,478,178	1.9%	5,590,318	15.9%	33.3%
November								N/A	N/A
December								N/A	N/A
January								N/A	N/A
February								N/A	N/A
March								N/A	N/A
April								N/A	N/A
May								N/A	N/A
June								N/A	N/A
Total	7,373,402	7.3%	9,589,554	8.7%	5,204,215	2.5%	22,167,172	15.9%	33.3%
Remaining Budget	19,084,487	72.1%	25,961,666	73.0%	72,218,850	93.3%	117,265,002	84.1%	66.7%



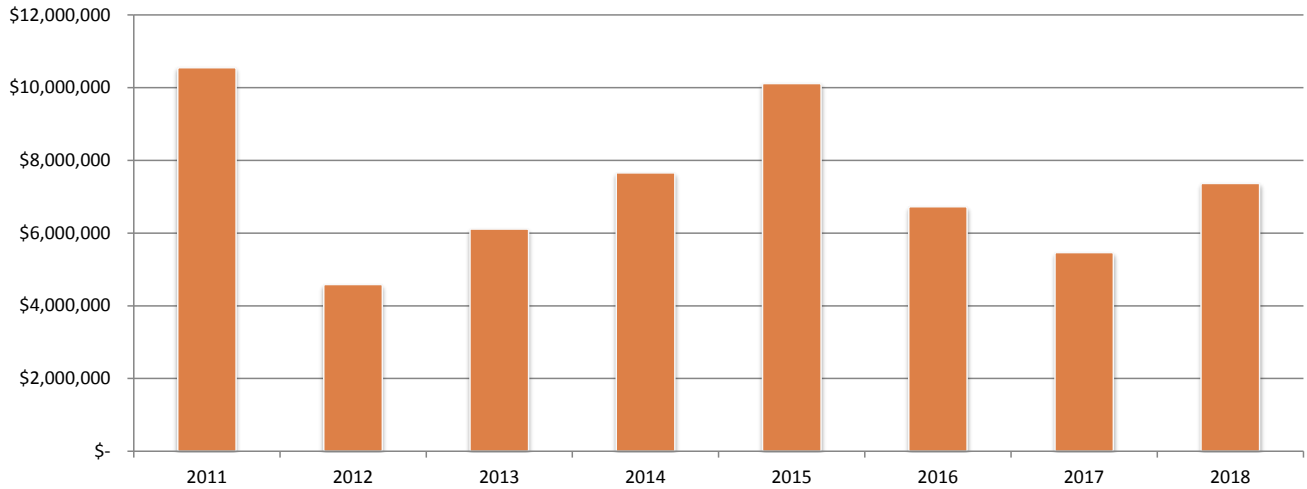
(Unaudited - for management's use only)

Lea County
Oil and Gas Production Revenue
Historical Data

	2013	2014	2015	2016	2017	2018	% Inc/Dec From PY	% of Bdgt Collected	% of Yr
July	\$ 1,766,080	\$ 1,814,565	\$ 2,351,379	1,649,487	1,225,981	1,979,953	61.5%	9.7%	8.3%
August	1,564,395	1,960,128	2,595,230	1,785,885	1,384,390	1,940,661	40.2%	19.2%	16.7%
September	1,294,518	1,857,399	2,554,872	1,759,423	1,433,817	1,713,785	19.5%	27.5%	25.0%
October	1,486,414	2,022,683	2,612,414	1,527,798	1,418,544	1,732,992	22.2%	36.0%	33.3%
November	1,589,596	2,385,855	2,311,923	1,438,393	1,416,787		N/A	N/A	N/A
December	1,480,687	2,308,201	2,124,366	1,439,692	1,335,927		N/A	N/A	N/A
January	1,665,666	2,367,846	2,052,081	1,492,942	1,363,143		N/A	N/A	N/A
February	1,486,520	2,068,306	2,035,304	1,260,020	1,839,019		N/A	N/A	N/A
March	1,535,001	2,283,675	1,465,891	1,037,179	1,838,495		N/A	N/A	N/A
April	1,610,014	2,135,152	1,230,370	904,652	2,047,173		N/A	N/A	N/A
May	1,445,573	2,170,678	1,364,070	804,433	1,842,600		N/A	N/A	N/A
June	1,669,065	2,650,087	1,482,694	1,153,619	1,871,304		N/A	N/A	N/A
Total	18,593,530	26,024,577	24,180,592	16,253,522	19,017,180	7,367,392	34.9%	36.0%	33.3%



Year to Date Comparison

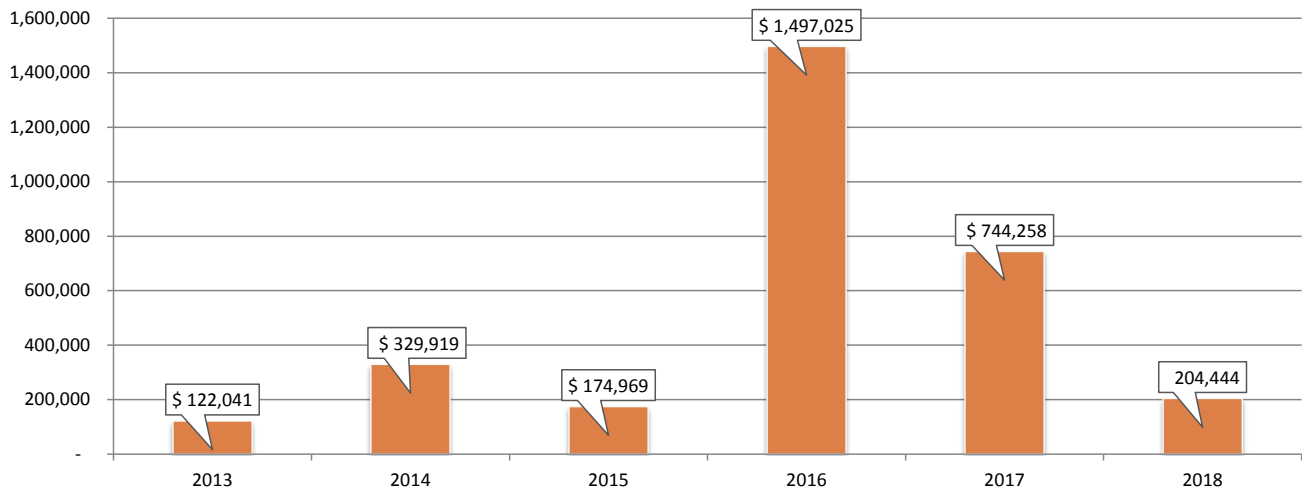


(Unaudited - for management's use only)

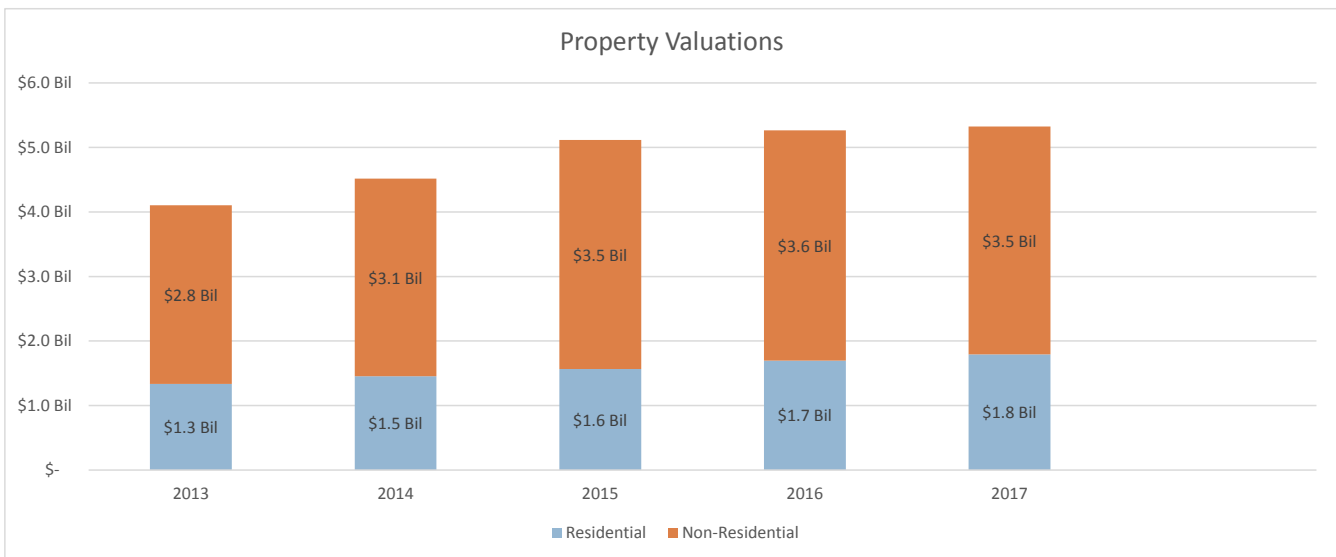
Lea County
Current and Delinquent Property Tax Revenue
Historical Data

	2013	2014	2015	2016	2017	2018	% Inc/Dec From PY	% of Bdgt Collected	% of Yr
July	\$ 51,037	\$ 59,222	\$ 74,335	\$ 11,987	\$ 427,035	\$ 101,431	-76.2%	0.6%	8.3%
August	30,839	39,211	\$ 30,078	\$ 267,251	\$ 41,097	\$ 40,900	-0.5%	0.9%	16.7%
September	22,772	26,476	\$ 48,658	\$ 27,502	\$ 57,744	\$ 41,474	-28.2%	1.2%	25.0%
October	17,394	205,010	\$ 21,898	\$ 1,190,284	\$ 218,382	\$ 20,639	-90.5%	1.3%	33.3%
November	2,930,393	4,254,229	\$ 4,634,917	\$ 4,472,198	\$ 3,830,294		N/A	N/A	N/A
December	3,902,679	3,315,369	\$ 3,663,874	\$ 3,212,368	\$ 5,564,969		N/A	N/A	N/A
January	409,167	330,252	\$ 159,519	\$ 409,170	\$ 364,733		N/A	N/A	N/A
February	85,993	102,262	\$ 215,325	\$ 165,512	\$ 186,903		N/A	N/A	N/A
March	212,438	392,822	\$ 352,977	\$ 610,939	\$ 317,829		N/A	N/A	N/A
April	1,198,146	1,525,229	\$ 1,371,010	\$ 1,741,097	\$ 2,301,310		N/A	N/A	N/A
May	1,895,791	1,567,453	\$ 2,146,651	\$ 2,233,582	\$ 2,288,911		N/A	N/A	N/A
June	248,898	178,080	\$ 214,723	\$ 229,902	\$ 196,164		N/A	N/A	N/A
Total	\$ 11,005,546	\$ 11,995,615	\$ 12,933,964	\$ 14,571,794	\$ 15,795,371	\$ 204,444	-72.5%	1.3%	33.3%

Year to Date Comparison



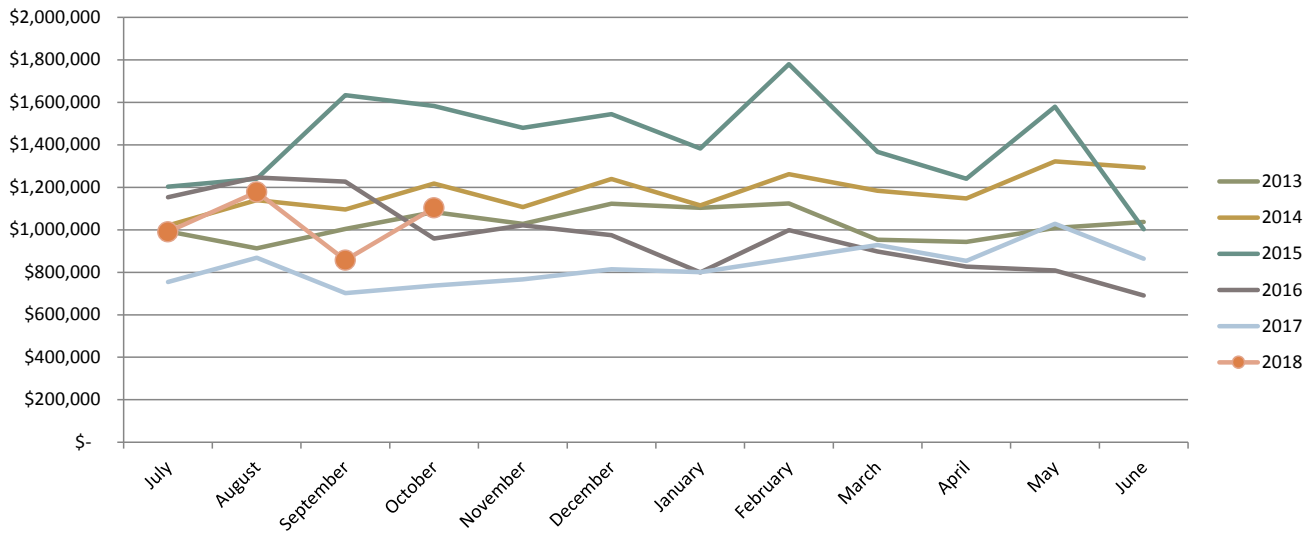
Property Valuations



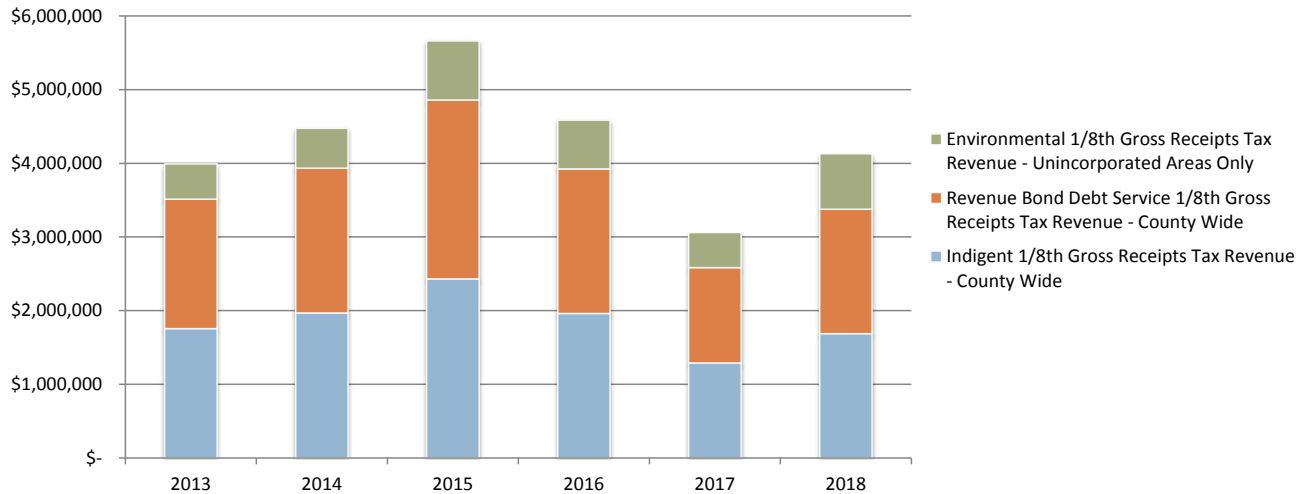
(Unaudited - for management's use only)

Lea County
GRT Combined Revenue - All Levies
Historical Data

	2013	2014	2015	2016	2017	2018	% Inc/Dec From PY	% of Bdgt Collected	% of Yr
July	\$ 992,585	\$ 1,020,350	\$ 1,202,976	\$ 1,152,984	\$ 753,911	\$ 990,726	31.4%	10.1%	8.3%
August	912,728	1,139,277	1,240,642	\$ 1,246,139	\$ 868,366	\$ 1,177,793	35.6%	22.1%	16.7%
September	1,004,616	1,095,645	1,633,926	\$ 1,226,488	\$ 701,932	\$ 857,431	22.2%	30.9%	25.0%
October	1,082,874	1,217,456	1,583,248	\$ 958,779	\$ 737,111	\$ 1,103,598	49.7%	42.2%	33.3%
November	1,028,357	1,106,962	1,479,551	\$ 1,021,528	\$ 766,360		N/A	N/A	N/A
December	1,122,231	1,238,827	1,544,698	\$ 974,360	\$ 814,291		N/A	N/A	N/A
January	1,103,521	1,115,357	1,382,941	\$ 799,576	\$ 800,348		N/A	N/A	N/A
February	1,124,029	1,261,689	1,779,512	\$ 998,031	\$ 864,312		N/A	N/A	N/A
March	953,409	1,183,650	1,366,582	\$ 898,371	\$ 928,345		N/A	N/A	N/A
April	943,278	1,148,111	1,239,986	\$ 826,566	\$ 853,881		N/A	N/A	N/A
May	1,008,273	1,321,991	1,579,230	\$ 808,081	\$ 1,028,343		N/A	N/A	N/A
June	1,037,011	1,292,707	1,002,681	\$ 690,827	\$ 863,464		N/A	N/A	N/A
Total	12,312,912	14,142,022	17,035,973	11,601,730	9,980,663	4,129,548	34.9%	42.2%	33.3%



Year to Date Comparison



(Unaudited - for management's use only)

Lea County
Indigent 1/8th Gross Receipts Tax Revenue - County Wide
Historical Data

	2013		2014		2015		2016		2017		2018		% Inc/Dec	% of Bdgt	% of Yr
													From PY	Collected	
July	\$	440,354	\$	448,788	526,540	496,667	317,756	409,770	29.0%	10.1%	8.3%				
August		391,886		503,508	545,812	532,945	373,126	480,527	28.8%	21.9%	16.7%				
September		444,374		480,368	686,941	534,997	291,608	346,434	18.8%	30.4%	25.0%				
October		480,548		533,985	670,560	397,081	309,027	452,070	46.3%	41.5%	33.3%				
November		455,675		479,276	632,294	438,689	328,850		N/A	N/A	N/A				
December		491,731		536,760	672,577	413,722	342,532		N/A	N/A	N/A				
January		439,440		484,674	590,258	342,160	338,069		N/A	N/A	N/A				
February		486,189		544,204	773,902	419,748	367,369		N/A	N/A	N/A				
March		412,984		522,393	595,836	377,245	382,534		N/A	N/A	N/A				
April		418,589		494,806	539,541	359,784	352,099		N/A	N/A	N/A				
May		447,074		576,735	657,174	344,878	426,178		N/A	N/A	N/A				
June		450,908		539,046	457,435	292,078	356,847		N/A	N/A	N/A				
Total		5,359,751		6,144,543	7,348,870	4,949,995	4,185,993	1,688,802	30.8%	41.5%	33.3%				

Lea County
Revenue Bond Debt Service 1/8th Gross Receipts Tax Revenue - County Wide
Historical Data

	2013		2014		2015		2016		2017		2018		% Inc/Dec	% of Bdgt	% of Yr
													From PY	Collected	
July	\$	440,354	\$	448,788	526,540	496,667	317,756	409,770	29.0%	10.1%	8.3%				
August		391,886		503,508	545,812	532,945	373,126	480,527	28.8%	21.9%	16.7%				
September		444,374		480,368	686,941	534,997	291,608	346,434	18.8%	30.4%	25.0%				
October		480,548		533,985	670,560	397,081	309,027	452,070	46.3%	41.5%	33.3%				
November		455,675		479,276	632,294	438,689	328,850		N/A	N/A	N/A				
December		491,731		536,760	672,577	413,722	342,532		N/A	N/A	N/A				
January		439,440		484,674	590,258	342,160	338,069		N/A	N/A	N/A				
February		486,189		544,204	773,902	419,748	367,369		N/A	N/A	N/A				
March		412,984		522,393	595,836	377,245	382,534		N/A	N/A	N/A				
April		418,589		494,806	539,541	359,784	352,099		N/A	N/A	N/A				
May		447,074		576,735	657,174	344,878	426,178		N/A	N/A	N/A				
June		450,908		539,046	457,435	292,078	356,847		N/A	N/A	N/A				
Total		5,359,751		6,144,543	7,348,870	4,949,995	4,185,993	1,688,802	18.3%	41.5%	33.3%				

Lea County
Environmental 1/8th Gross Receipts Tax Revenue - Unincorporated Areas Only
Historical Data

	2013		2014		2015		2016		2017		2018		% Inc/Dec	% of Bdgt	% of Yr
													From PY	Collected	
July	\$	111,878	\$	122,775	149,897	159,649	118,399	171,187	44.6%	10.3%	8.3%				
August		128,956		132,261	149,017	180,250	122,113	216,738	77.5%	23.4%	16.7%				
September		115,869		134,909	260,045	156,494	118,716	164,562	38.6%	33.3%	25.0%				
October		121,778		149,486	242,127	164,617	119,057	199,457	67.5%	45.4%	33.3%				
November		117,007		148,409	214,963	144,151	108,661		N/A	N/A	N/A				
December		138,770		165,307	199,544	146,915	129,226		N/A	N/A	N/A				
January		224,642		146,009	202,425	115,255	124,211		N/A	N/A	N/A				
February		151,651		173,280	231,708	158,535	129,574		N/A	N/A	N/A				
March		127,441		138,865	174,909	143,881	163,277		N/A	N/A	N/A				
April		106,100		158,498	160,903	106,998	149,683		N/A	N/A	N/A				
May		114,126		168,520	264,882	118,324	175,988		N/A	N/A	N/A				
June		135,195		214,616	87,810	106,671	149,771		N/A	N/A	N/A				
Total		1,593,410		1,852,936	2,338,233	1,701,739	1,608,677	751,944	57.2%	45.4%	33.3%				

(Unaudited - for management's use only)

Fund Type	Revenues	Expenditures	Cash Increase (Decrease)
Unrestricted Funds	\$ 8,475,990	\$ 7,685,936	\$ 790,054
Special Revenue Funds	\$ 4,871,726	\$ 7,411,951	\$ (2,540,225)
Designated Funds	\$ 554,263	\$ 7,068,772	\$ (6,514,509)
Debt Service Fund	\$ 1,689,829	\$ -	\$ 1,689,829
Enterprise Fund	\$ -	\$ 513	\$ (513)
Trust Funds	\$ 2,617,268	\$ 2,429,983	\$ 187,284
Total	\$ 18,209,077	\$ 24,597,155	\$ (6,388,078)

LEA COUNTY NEW MEXICO
Recap of Discretionary Cash and Commitments
As of October 31, 2017

General Fund Cash Balance - October 31, 2017	\$ 59,060,738
Less: 3/12ths reserve of General Fund Budget	<u>\$ (6,872,813)</u>
General Fund Cash Available for Commitments	\$ 52,187,925
Budgeted Cash Transfers In:	
Net of YTD Actual Or Projected Transfers	
Lea Regional Airport	\$ 1,999,242
Debt Service Fund	<u>\$ 3,196,764</u>
Total Discretionary Cash Available	<u>\$ 57,383,931</u>
Budgeted Cash Transfers Out:	
Net of YTD Actual Transfers	
Road Fund	\$ (7,959,518)
Farm & Range	\$ (92,950)
Community Centers	\$ (550,747)
Indigent Hospital Claims	\$ (1,103,212)
Airport Fire Depart	\$ (248,719)
Maljamar Fire	\$ -
Knowles Fire	\$ -
Monument Fire	\$ -
Paving Districts	\$ (97,462)
Detention Facility	\$ (5,477,786)
YRC	\$ -
Tire Recycling	\$ -
Capital Projects	\$ (55,607,681)
Lovington Airport	\$ (326,449)
Jal Airport	\$ (228,500)
Lea County Fairgrounds	\$ (696,805)
Lea County Fair & Rodeo	\$ (131,101)
Lea County Event Center	\$ (677,254)
Hispanic Heritage Night	<u>\$ -</u>
Total Cash Transfers (Net YTD)	<u>\$ (73,198,184)</u>
Discretionary Cash Available October 31, 2017	\$ (15,814,253)
Budgeted Revenue over Expenses (Remainder of Year)	\$ 16,829,420
Projected Excess/(Shortfall) in Budgeted Revenue (Remainder of Year)	<u>\$ -</u>
Total Discretionary Cash Available (Remainder of Year)	<u><u>\$ 1,015,166</u></u>

Accounts Payable

October 2017 and YTD

	October 2017	YTD
Number of Checks	646	2,271
Dollar Amount	\$ 4,033,574	\$ 16,385,761

Payroll

October 2017 and YTD

	October 2017	YTD
Number of Checks	652	2,593
Dollar Amount	\$ 877,544	\$ 3,553,103

Contract Administration

FY 17-18

The Finance Department is tracking 150 active contracts
as of October 2017

VEHICLE ACTIVITY REPORT FROM 10/1/2016 TO 11/1/2017

Description	License Plate	Beginning Odometer	Ending Odometer	Miles Traveled	Avg Miles Per Month	Gallons Used	MPG	Cost of Gasoline	Maint. Costs	W.O.s Pending
AIRPORT										
2004 Chevrolet Silverado	G58823	126,400	126,400	0	0	0	0	\$0	\$0	2
2007 Chevrolet 1500	G68108	89,495	95,415	5,920	740	244	24	\$424	\$0	2
2017 DODGE RAM 2500	G99531	0	0	0	0	0	0	\$0	\$0	0
DEPARTMENT TOTAL		215,895	221,815	5,920	740	244	8	\$424	\$0	4
ASSESSOR										
2008 Chevrolet Suburban	G73629	42,498	47,420	4,922	742	121	41	\$214	\$140	1
2014 Dodge Ram	G91457	43,645	54,115	10,470	1,360	295	35	\$553	\$0	2
2014 Doge Ram	G91467	0	0	0	0	0	0	\$0	\$310	0
2016 CHEVY PICKUP	G97076	6,009	9,539	3,530	460	149	24	\$288	\$149	1
DEPARTMENT TOTAL		92,152	111,074	18,922	2,562	566	25	\$1,056	\$598	4
CLERK										
2002 Dodge Durango	G50583	151,084	152,021	937	253	19	49	\$41	\$0	1
2012 Dodge Durango	G87417	37,008	39,695	2,687	507	34	80	\$71	\$0	2
DEPARTMENT TOTAL		188,092	191,716	3,624	760	53	64	\$112	\$0	3

VEHICLE ACTIVITY REPORT FROM 10/1/2016 TO 11/1/2017

Description	License Plate	Beginning Odometer	Ending Odometer	Miles Traveled	Avg Miles Per Month	Gallons Used	MPG	Cost of Gasoline	Maint. Costs	W.O.s Pending
CONVENIENCE CENTERS										
2007 Cehvrolet 2500 Ext Cab	G68974	139,254	157,871	18,617	2,821	674	28	\$1,032	\$0	3
2017 RAM CREW CAB PICKUP	G98751	0	0	0	0	0	0	\$0	\$0	0
2017 RAM CREW CAB PICKUP	G98750	0	0	0	0	0	0	\$0	\$0	0
DEPARTMENT TOTAL		139,254	157,871	18,617	2,821	674	9	\$1,032	\$0	3
DETENTION										
2002 Dodge Ram	G63349	0	0	0	0	0	0	\$0	\$0	1
2004 Chevrolet Silverado	G56734	159,492	159,492	0	0	0	0	\$0	\$0	0
2002 Dodge 2500 Ext Cab	G50131	128,438	128,906	468	84	28	17	\$60	\$0	0
2008 Ford Expedition	G73154	0	0	0	0	0	0	\$0	\$0	0
2001 Dodge Intrepid	G79793	0	0	0	0	0	0	\$0	\$0	1
2010 Ford Explorer	G81943	42,503	46,509	4,006	457	74	54	\$126	\$126	1
2012 Ford Econoline 15 Pass.	G85537	134,101	143,913	9,812	1,376	531	18	\$846	\$2,098	0
2013 Ford 138 E-Series 15 Pass.	G88010	162,252	192,318	30,066	3,496	1,219	25	\$2,519	\$635	1
2016 Chevy Express Van	G96496	0	0	0	0	0	0	\$0	\$347	0
DEPARTMENT TOTAL		626,786	671,138	44,352	5,412	1,851	13	\$3,551	\$3,205	4

VEHICLE ACTIVITY REPORT FROM 10/1/2016 TO 11/1/2017

Description	License Plate	Beginning Odometer	Ending Odometer	Miles Traveled	Avg Miles Per Month	Gallons Used	MPG	Cost of Gasoline	Maint. Costs	W.O.s Pending
DWI										
2007 Chevrolet Tahoe	G69712	133,595	138,132	4,537	613	133	34	\$246	\$534	2
2008 Ford Expedition	G73153	146,906	155,585	8,679	1,117	295	29	\$493	\$0	2
2009 FORD VAN	G76011	196,320	199,710	3,390	429	176	19	\$345	\$127	1
2016 FORD F-150	G96770	9,393	16,814	7,421	968	192	39	\$270	\$172	1
DEPARTMENT TOTAL		486,214	510,241	24,027	3,128	797	30	\$1,355	\$834	6
EMERGENCY MANAGEMENT										
2011 Ford F250 Ext Cab	G82405	161,036	173,489	12,453	1,583	814	15	\$1,103	\$0	3
2012 Ford F250 Ext Cab	G83826	105,693	112,369	6,676	852	284	24	\$577	\$0	3
2012 Chevrolet Silverado	G85364	121,311	138,175	16,864	2,190	716	24	\$1,252	\$0	3
DEPARTMENT TOTAL		388,040	424,033	35,993	4,625	1,813	21	\$2,933	\$0	9

VEHICLE ACTIVITY REPORT FROM 10/1/2016 TO 11/1/2017

Description	License Plate	Beginning Odometer	Ending Odometer	Miles Traveled	Avg Miles Per Month	Gallons Used	MPG	Cost of Gasoline	Maint. Costs	W.O.s Pending
ENVIRONMENTAL SERVICES										
2007 Chevrolet 2500 Ext Cab	G70783	210,170	227,220	17,050	2,346	806	21	\$1,296	\$0	3
2006 Dodge 1500 Ext Cab	G65171	210,232	210,532	300	42	26	12	\$56	\$0	2
2005 Ford 139 Supercrew	G62094	155,284	155,560	276	591	18	15	\$2	\$0	2
2010 Ford F150 Ext Cab	G79019	162,688	171,151	8,463	1,067	213	40	\$161	\$0	2
2010 Ford F150 Ext Cab	G79020	121,515	128,856	7,341	921	144	51	\$103	\$0	3
2012 Chevrolet Silverado	G85363	124,554	131,467	6,913	914	308	22	\$621	\$0	3
2014 Dodge Ram	G89912	71,387	93,944	22,557	2,534	732	31	\$1,352	\$0	2
2014 Dodge Ram	G89913	41,449	55,287	13,838	1,774	398	35	\$596	\$0	2
2006 Ford E35	G90459	0	0	0	0	0	0	\$0	\$0	3
2011 GMC PICKUP	G98774	0	0	0	0	0	0	\$0	\$0	0
DEPARTMENT TOTAL		1,097,279	1,174,017	76,738	10,190	2,645	23	\$4,187	\$0	22
EVENT CENTER										
2006 Silverado Ext Cab	G63310	0	0	0	0	0	0	\$0	\$0	1
2011 Ford Expedition	G83806	60,154	65,472	5,318	712	160	33	\$348	\$0	2
2013 Dodge Ram 1500 Ext Cab	G89764	36,086	47,074	10,988	1,498	261	42	\$508	\$134	2
DEPARTMENT TOTAL		96,240	112,546	16,306	2,211	421	25	\$856	\$134	5

VEHICLE ACTIVITY REPORT FROM 10/1/2016 TO 11/1/2017

Description	License Plate	Beginning Odometer	Ending Odometer	Miles Traveled	Avg Miles Per Month	Gallons Used	MPG	Cost of Gasoline	Maint. Costs	W.O.s Pending
FAIR/RODEO										
1999 Chevrolet 1500	G39807	0	0	0	0	0	0	\$0	\$0	1
2011 Chevrolet Silverado	G83950	62,862	73,190	10,328	1,324	405	25	\$751	\$0	2
1986 FORD MHV	G36830	1	1	0	0	0	0	\$0	\$0	0
DEPARTMENT TOTAL		62,863	73,191	10,328	1,324	405	8	\$751	\$0	3
FINANCE										
2001 Dodge Intrepid	G46966	0	0	0	0	0	0	\$0	\$0	1
2002 Ford Excursion	G52596	0	0	0	0	0	0	\$0	\$76	2
2013 Chevrolet Impala	G86873	49,517	52,685	3,168	888	82	39	\$174	\$0	2
DEPARTMENT TOTAL		49,517	52,685	3,168	888	82	13	\$174	\$76	5
HR										
2006 Chevrolet Trail Blazer	G67322	86,858	90,353	3,495	492	117	30	\$223	\$16	1
2008 Dodge CLB	G93847	83,839	85,562	1,723	282	37	47	\$52	\$84	1
DEPARTMENT TOTAL		170,697	175,915	5,218	775	153	38	\$275	\$100	2
IT										
2009 Chevrolet Impala	G77532	91,150	97,059	5,909	745	99	59	\$181	\$2,853	1
DEPARTMENT TOTAL		91,150	97,059	5,909	745	99	59	\$181	\$2,853	1

VEHICLE ACTIVITY REPORT FROM 10/1/2016 TO 11/1/2017

Description	License Plate	Beginning Odometer	Ending Odometer	Miles Traveled	Avg Miles Per Month	Gallons Used	MPG	Cost of Gasoline	Maint. Costs	W.O.s Pending
LCCA										
2012 Dodge Journey	G86923	45,209	50,829	5,620	727	158	36	\$316	\$50	1
DEPARTMENT TOTAL		45,209	50,829	5,620	727	158	36	\$316	\$50	1
LEGAL										
2008 Buick Lucerne	G72502	99,488	103,658	4,170	596	153	27	\$297	\$0	3
DEPARTMENT TOTAL		99,488	103,658	4,170	596	153	27	\$297	\$0	3
MAINTENANCE										
2002 Ford Styleside	G52169(NM)	100,657	2,639	-98,018	-14,557	97	-1,012	\$204	\$0	0
2002 Ford F150 4x2	G51643(NM)	0	0	0	0	0	0	\$0	\$0	0
2005 Chevrolet 1500	G60243(NM)	90,590	90,590	0	0	0	0	\$0	\$0	1
2007 Chevrolet 1500	G67388(NM)	175,328	180,268	4,940	686	110	45	\$121	\$0	3
2007 Chevrolet Silverado 1500	G70785(NM)	115,781	125,070	9,289	1,222	317	29	\$624	\$0	3
2006 Dodge Ram	G65172(NM)	204,997	207,526	2,529	1,614	135	19	\$30	\$0	3
2007 Dodge Ram	G68016(NM)	174,647	178,169	3,522	1,016	267	13	\$574	\$0	2
2006 Ford E35	G90460(NM)	0	0	0	0	0	0	\$0	\$0	3
2015 CHEVY PICKUP CC2	G95856	14,708	25,404	10,696	1,389	505	21	\$986	\$0	2
2017 GMC SIERRA 2WD	00619G	0	0	0	0	0	0	\$0	\$0	0
DEPARTMENT TOTAL		876,708	809,666	-67,042	-8,629	1,431	-88	\$2,539	\$0	17

VEHICLE ACTIVITY REPORT FROM 10/1/2016 TO 11/1/2017

Description	License Plate	Beginning Odometer	Ending Odometer	Miles Traveled	Avg Miles Per Month	Gallons Used	MPG	Cost of Gasoline	Maint. Costs	W.O.s Pending
MANAGER										
2011 Chevrolet Tahoe	G82846	88,459	96,360	7,901	1,063	239	33	\$422	\$0	2
DEPARTMENT TOTAL		88,459	96,360	7,901	1,063	239	33	\$422	\$0	2



October 2017 Check and Purchase Card Register

Check	#1074459 - 1075218	\$ 4,033,574.34
P-Cards	# 17801 - 17889	\$ 43,774.25
Total		\$ 4,077,348.59



**LEA COUNTY BOARD OF COUNTY COMMISSIONERS
AGENDA ITEM SUMMARY FORM**

LCBCC Meeting Date: Thursday, December 14, 2017

Submit this summary form & all attachments to the Finance Director clow@leacounty.net & cc the Executive Coordinator stout@leacounty.net by: **November 28, 2017**

County Manager Approval (mgallagher@leacounty.net) required for all time sensitive issues that do not meet the above deadline.

DATE SUBMITTED mm-dd-yyyy: 12/05/2017		SUBMITTED BY Name/Title/Dept: Chip Low - Finance Director	
SUBJECT: October 2017 Accounts Payable / Purchase Card Register		ATTACHMENT(S): 1. October 2017 AP/PC Register	
NO. OF ORIGINALS FOR SIGNATURE: 00 ***Select One** 00 ***Select One** 00 ***Select One**		ACTION REQUESTED: Discussion Item	
STRATEGIC PLAN Implementation of 5 Year Strategic Plan: The information in the financial report meets the goals in Section 3.1 on Accountability which is "Lea County is responsible for the public's tax dollars in a fiscally conservative and transparent manner". Performance measures met include 3.1.4.			
SUMMARY: October 2017 Check and Purchase Card Register Check #1074459 - 1075218 \$ 4,033,574.34 P-Cards # 17801 - 17889 \$ 43,774.25 Total \$4,077,348.59			
Requested Items Needed for Presentation Easels/Laptop/Projector/Etc.: Easel <input type="checkbox"/> Laptop <input type="checkbox"/> Projector <input type="checkbox"/> Other: _____ <small>If checked, how many:</small>		See Additional Summary Attached <input type="checkbox"/>	
SUBMITTER'S RECOMMENDATION(S): Submitted 12/05/2017 For review and discussion		Submitter's Signature Department Director, Etc. <i>Henry C Low Jr</i> Digitally signed by Henry C Low Jr Date: 2017.12.05 13:26:03 -07'00'	
FINANCE REVIEW Fiscal Impact/Cost: Sent to Manager 12/05/2017		Reviewed by Finance Director Submitted By Finance <small>Digitally signed by Submitted By Finance DN: cn=Submitted By Finance, o=Lea County Government, ou=Finance, email=stout@leacounty.net, c=US Date: 2017.12.13 17:27:16 -07'00'</small>	
LEGAL REVIEW: ByPass Legal Review (Note: Travel does not need legal review)		Reviewed by County Attorney ByPass Legal Review <small>Digitally signed by ByPass Legal Review DN: cn=ByPass Legal Review, o=Lea County Government, ou=Legal, email=stout@leacounty.net, c=US Date: 2017.12.13 17:27:18 -07'00'</small>	
COUNTY MANAGER REVIEW:		Approved by County Manager to be Placed on Agenda <i>Sandra J. Stout-Bello</i> <small>Digitally signed by Sandra J. Stout-Bello DN: cn=Sandra J. Stout-Bello, o=Lea County Government, ou=Executive, email=stout@leacounty.net, c=US Date: 2017.12.13 17:23:05 -07'00'</small>	
Item 0305 RECORDING SECRETARY'S USE ONLY -- COMMISSION ACTION TAKEN			
Approved: _____	Denied: _____	Other: Discussion Only _____	
Resolution No. _____	Policy No. _____	Ordinance No. _____	
Continued To: _____	Referred To: _____	Comments: _____	



COMMISSION MAY CONVENE IN CLOSED SESSION to Discuss Pending Litigation in Which the County is a Party Before the Office of the State Engineer, More Specifically OSE Files L-12652 through L-12694, Threatened Litigation in Which the County May Become a Participant Involving Reimbursement for Medical Expenses and Breach of Contract as Authorized by NMSA 1978 § 10-15-1 H (7).

COMMISSION MAY CONVENE IN OPEN SESSION to take Action, if any, on the Closed Session Item.

Other Business





**LEA COUNTY BOARD OF COUNTY COMMISSIONERS
AGENDA ITEM SUMMARY FORM**

LCBCC Meeting Date: Thursday, December 14, 2017

Submit this summary form & all attachments to the Finance Director clow@leacounty.net & cc the Executive Coordinator ssout@leacounty.net by: **November 28, 2017**

County Manager Approval (mgallagher@leacounty.net) required for all time sensitive issues that do not meet the above deadline.

DATE SUBMITTED mm-dd-yyyy: 12/12/2017	SUBMITTED BY Name/Title/Dept: Sandrea J. Stout-Brito, Executive Coordinator, LCM/LCBCC
SUBJECT: Other Business	ATTACHMENT(S):
NO. OF ORIGINALS FOR SIGNATURE: 00 ***Select One** 00 ***Select One** 00 ***Select One**	ACTION REQUESTED: Action Item
STRATEGIC PLAN Implementation of 5 Year Strategic Plan: Section 2 - 6: Transparency and ethical decision making continue to be the framework in which the county operates.	
SUMMARY: Any Other Business	
Requested Items Needed for Presentation Easels/Laptop/Projector/Etc.: Easel <input type="checkbox"/> Laptop <input checked="" type="checkbox"/> Projector <input checked="" type="checkbox"/> Other: _____ If checked, how many:	See Additional Summary Attached <input type="checkbox"/>
SUBMITTER'S RECOMMENDATION(S): Submitted 12/12/2017 Any Other Business	Submitter's Signature Department Director, Etc. <i>Sandrea J. Stout-Brito</i> <small>Digitally signed by Sandrea J. Stout-Brito DN: cn=Sandrea J. Stout-Brito, o=Lea County Government, ou=Executive, email=ssout@leacounty.net, c=US Date: 2017.12.12 09:13:25 -0700</small>
FINANCE REVIEW Fiscal Impact/Cost: ByPass Finance Review	Reviewed by Finance Director ByPass Finance Review <small>Digitally signed by ByPass Finance Review DN: cn=ByPass Finance Review, o=Lea County Government, ou=Finance, email=ssout@leacounty.net, c=US Date: 2017.12.12 09:13:37 -0700</small>
LEGAL REVIEW: ByPass Legal Review (Note: Travel does not need legal review)	Reviewed by County Attorney ByPass Legal Review <small>Digitally signed by ByPass Legal Review DN: cn=ByPass Legal Review, o=Lea County Government, ou=Legal, email=ssout@leacounty.net, c=US Date: 2017.12.12 09:13:45 -0700</small>
COUNTY MANAGER REVIEW:	Approved by County Manager to be Placed on Agenda Standard Agenda Item <small>Digitally signed by Standard Agenda Item DN: cn=Standard Agenda Item, o=Lea County Government, ou=Executive, email=ssout@leacounty.net, c=US Date: 2017.12.13 09:29:39 -0700</small>
Item 0500 RECORDING SECRETARY'S USE ONLY - COMMISSION ACTION TAKEN	
Approved: _____	Denied: _____
Resolution No. _____	Policy No. _____
Continued To: _____	Referred To: _____
Other: <u>Any Other Business</u>	
Ordinance No. _____	
Comments: _____	

ADJOURN

